COPPER MOUNTAIN
MINING CORPORATION

Mining with Integrity

August 2021 Investor Presentation

| TSX: CMMC | ASX: C6C |

TSX: CMMC | ASX: C6C

Forward Looking Information

This presentation contains certain statements that may be deemed "forward-looking statements." All statements in this presentation, other than statements of historical fact, that address exploration drilling, exploitation activities, and events or developments that the Company expects to occur, are forward-looking statements. Future estimates regarding production, capital and operating costs are based on NI 43-101 Technical Reports and on mine plans and production schedules, which have been developed by the Company's personnel and independent consultants. Forward-looking statements are statements that are not historical facts and are generally, but not always, identified by the words "expects", "plans", "anticipates", "believes", "intends", "estimates", "projects", "potential", "targets" and similar expressions, or that events or conditions "will", "would", "may", "could", or "should" occur. Information inferred from the interpretation of drilling results and information concerning mineral resource estimates may also be deemed to be forward-looking statements, as it constitutes a prediction of what might be found to be present when and if a project is actually developed. Although the Company believes the expectations expressed in such forward-looking statements are based on reasonable assumptions, such statements are not guarantees of future performance and actual results may differ materially from those in the forward-looking statements. Factors that could cause the actual results to differ materially from those in forward-looking statements include, but are not limited to: general business, economic, competitive, political and social uncertainties; the limited operating history of the Company; actual results of reclamation activities; conclusions of economic evaluations; fluctuations in the value of the Canadian dollar relative to the United States dollar; fluctuations in the value of the Australian dollar relative to the United States dollar; changes in project parameters as plans continue to be refined; failure of equipment or process to operate as anticipated; changes in labor costs and other costs and availability of equipment or processes to operate as anticipated; accidents, labor disputes and other risks of the mining industry, including but not limited to environmental hazards, cave-ins, pit-wall failures, flooding, rock bursts and other acts of God or unfavorable operating conditions and losses, detrimental events that interfere with transportation of concentrate or the smelters ability to accept concentrate, including declaration of Force Majeure events, insurrection or war; delays in obtaining governmental approvals or revocation of governmental approvals; title risks and Aboriginal land claims; delays or unavailability in financing or in the completion of development or construction activities; failure to comply with restrictions and covenants in senior loan agreements, actual results of current exploration activities; volatility in Company's publicly traded securities; and the factors discussed in the section entitled "Risk Factors" in the Company's annual information form and in the Company's continuous disclosure filings available under its profile on SEDAR at www.sedar.com. Investors are cautioned that any such statements are not guarantees of future performance and actual results or developments may differ materially from those projected in the forward-looking statements. Forward-looking statements are based on the beliefs, estimates and opinions of the Company's management on the date the statements are made. Accordingly, readers should not place undue reliance on forward-looking statements. The Company does not undertake to update any forward-looking statements, except in accordance with applicable securities laws.

Cautionary Note to Investors Concerning Estimates of Measured and Indicated Resources. This discussion uses the terms "measured resources" and "indicated resources". The Company advises investors that while those terms are recognized and required by Canadian regulations, the US Securities and Exchange Commission does not recognize them. Investors are cautioned not to assume that any part or all of mineral deposits in these categories will ever be converted into reserves."

Copper Growth from a Solid Foundation

In Tier 1 Mining Jurisdictions

Long Life Assets, Based on Reserves

Low Capital, High Return Organic Growth Projects

COPPER MOUNTAIN MINING CORPORATION

Copper Mountain Mine

Flagship mine located in southern B.C.

- Copper-gold deposit
- Conventional open pit with low LOM strip ratio
- 40 ktpd plant (crush, grind and flotation circuit)
- Long mine life of 31+ years, based on reserves (based on 45ktpd)

Operating Metrics Highlights

Copper Production (Mlbs)

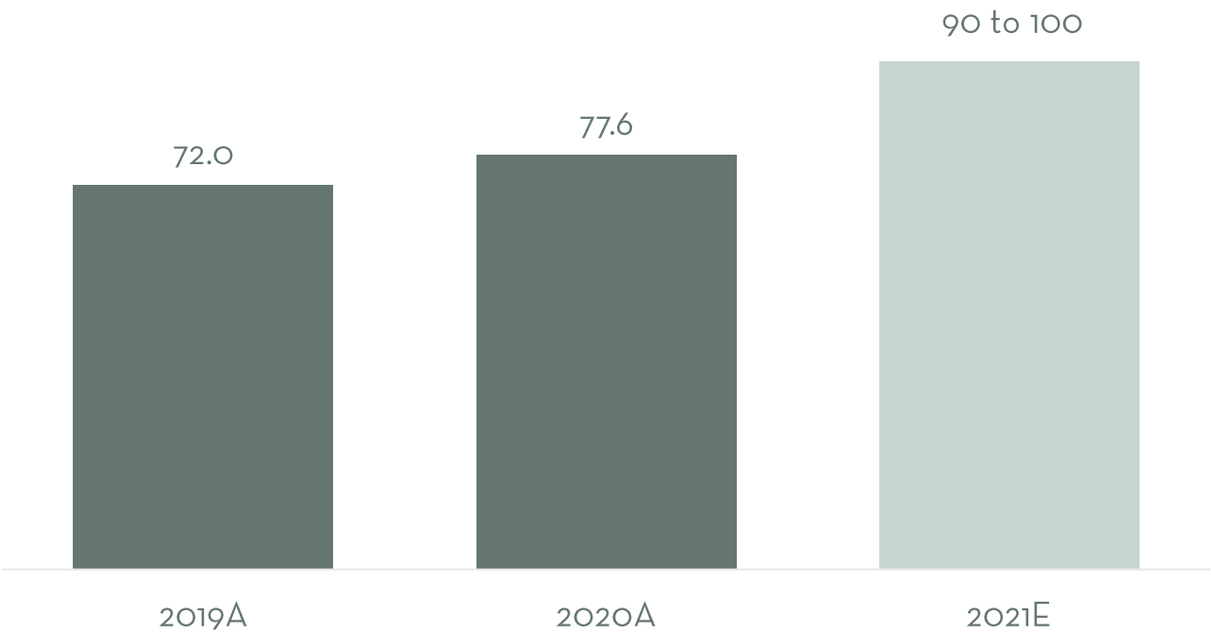

- Strong H1 2021 production
- Increased 2021 production guidance to 90 to 100 million pounds of copper
- 2021 production increase driven by higher grades from mining Phase 3

All-in Cost (US$ per lb)

- Maintaining low-cost profile
- On track to achieve 2021E AIC guidance
- Low cost driven by:
  - Higher grades from mining Phase 3
  - High production

Copper Mountain Mine
Low Capital Growth Projects

Photo of New Ingerbelle

1. 45ktpd Mill Expansion

Increases production 15 to 18%

Low capital, low risk

Restarted Installation of 3rd ball mill, to be completed Q3 2021

2. New Ingerbelle deposit

Increases annual gold production to 50-75k oz of gold and +300k oz of silver

Nearly doubles mine life

All deposits are open

3. 65ktpd Mill Expansion

NPV(8) of US$1.0 billion[1]

Increases CuEq production to over 140M bs [1,2]

Decreases C1 cash costs to US$1.19/lb[1,2]

1. Assumes US$3.15/lb Cu, US$1,700/oz Au, US$22/oz Ag
2. First ten years, starting 2021

45 ktpd Mill Expansion

On track for commissioning in Q3 2021

Transformers set in place

BM3 shells set into place

ESG: Integral to Copper Mountain's Long-term Success and Built into our Strategy

- Copper Mountain mines with integrity and transparency.
- Committed to achieving Mining Association of Canada (MAC) *Toward Sustainable Mining* (TSM) standard.
- Target to achieve at least an "A" Rating on all other TSM Protocols in 2021.
- TSM targets are a key component of our target to be carbon neutral by 2035.

Towards Sustainable Mining (TSM) standard		
TSM Protocol	Target Rating	Result/Target Date
Tailings Management	AA	✔ (AA)
Safety & Health	AA	✔ (AA)
Aboriginal & Community Outreach	AA	✔ (AAA)
Child and Forced Labour Free Certification	YES	YES
Biodiversity Conservation Management	YES	2021
Crisis Management Planning	A	2021
Energy Use & GHG Management	A	2021
Water Stewardship	A	2021

Energy Efficiency and GHG Management

Copper Mountain is targeting net zero emissions by 2035

Copper Mountain is aligned with the Paris Agreement and is reducing carbon intensity by >50% in 5-7 years

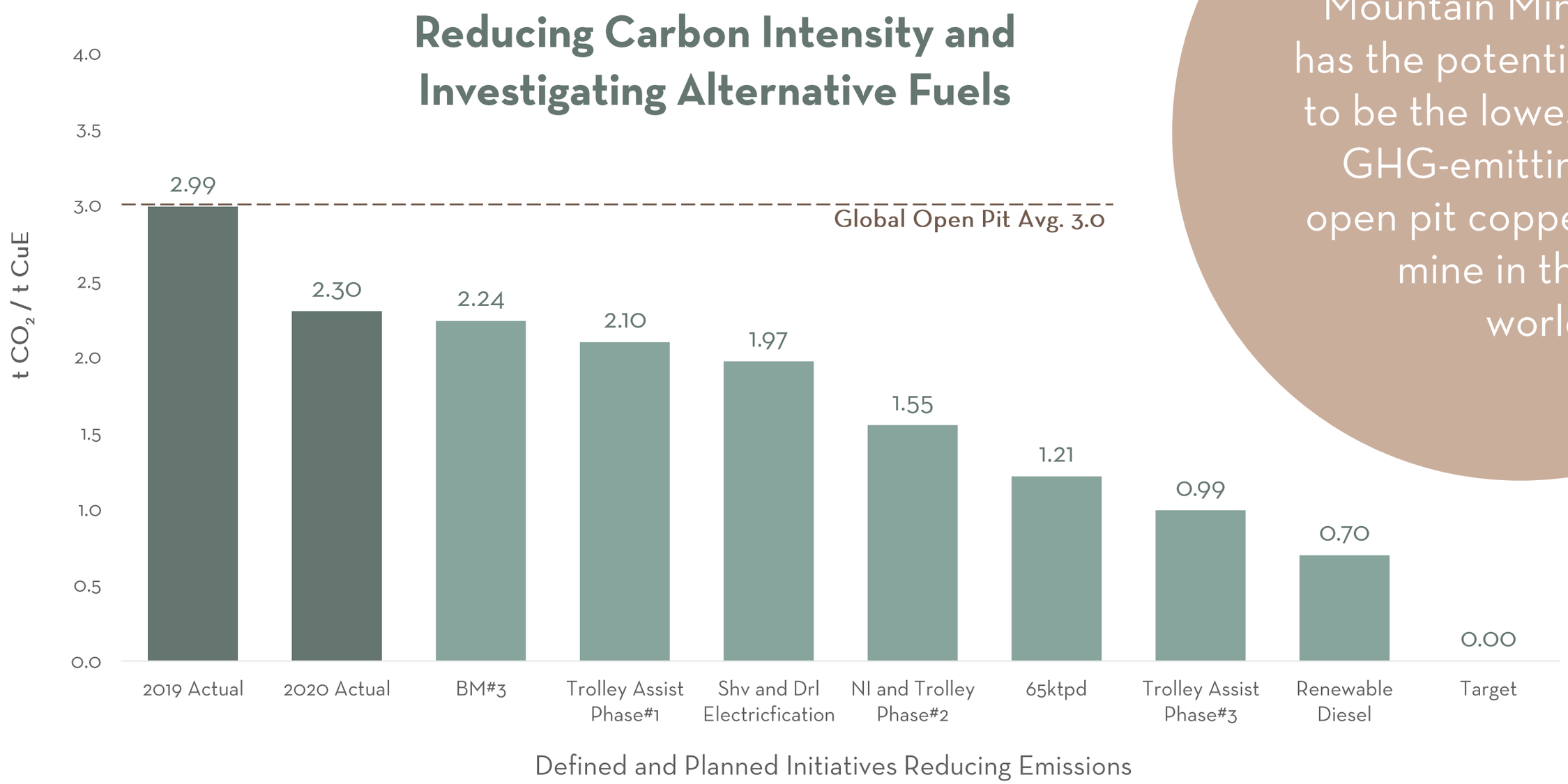

The Copper Mountain Mine has the potential to be the lowest GHG-emitting open pit copper mine in the world.

Trolley Assist

- Haul truck diesel burn biggest source of GHG's in mining – switching to electricity will significantly reduce GHGs
- Working closely with BC Ministry of Environment and Climate Change Strategy, BC Hydro, Komatsu, SMS and ABB
- $10M Funding commitment by CleanBC Industry Fund (BC Ministry of Environment)
- Target to commission Trolley Assist trial in late 2021

Construction well advanced to modify main ramp to support trolley assist installation (~1 km)

Trolley Assist: A big component of Copper Mountain's effort to achieve net zero emissions by 2035

Renderings by Paraminerals Consulting

Reclamation: The Starting Point for All Mine Design

Our progressive reclamation program aims to reclaim 25 ha/year, equivalent to 25% of present non-economic rock stockpiles.

- As part of our carbon neutral goal and our commitment to be a responsible community member, Copper Mountain is continually advancing our reclamation efforts.
- We are developing innovative partnerships with our communities to advance reclamation, faster.
- We are using Class A bio-solids from the City of Vancouver as a supplement to the topsoil from our mine to achieve positive biodiversity impact.
- Wildlife has returned to the site after 1 year of reclamation.

"Thinking About the End, At the Beginning"

Tailings Management: Achieving Industry Best Practice

- Copper Mountain achieved "AA" rating for the Tailings Management under TSM standards in 2020.
- We work to ensure that our Tailings Management Facility (TMF) is designed, constructed, and operated to industry best practice.
- Our sites are reviewed and checked regularly by a team of qualified professionals and an Independent Tailings Review Board (ITRB), who visit the site regularly and evaluate the TMF design and operations.
- In March 2021, the ITRB and Engineer on Record stated no dam safety concerns.
- TSM most recently adopted by Mineral Council of Australia

Committed to ensuring the Tailings Management Facility (TMF) is designed, constructed, and operated to industry best practices.

Strong Local Community Support

We prioritize Aboriginal and community outreach, achieving “AAA” rating under TSM

- Copper Mountain has participation agreements in place with the Upper Similkameen Indian Band and Lower Similkameen Indian Band.
- We have strong local and broader community support, including from the town of Princeton and from First Nations and ongoing support from the Province of British Columbia.
- Majority of workforce is local, with increasing employment opportunities for local First Nations
- Supporting internal training and development of local team members.
- We are committed to having open communication and developing mutually beneficial relationships with local communities.

Strength in Diversity

- Copper Mountain is committed to building an inclusive and diverse workforce where employees feel a sense of belonging.
- The majority of our workforce is local and we continue to recruit locally, train and promote from within.
- Today, First Nations represent 15% of our workforce, an increase of 42% in the last five years.
- Copper Mountain has been recognized by the BC Industry Training Authority for our excellent Industrial Trades development program.

We have increased female employment by 40% in the last five years, and women now make up 15.2% of the mine workforce and over 30% at the professional management level

Exploration in B.C.

- Commenced 2021 exploration program at CMM in early March.
- Focused on expanding resources and reserves in the North and New Ingerbelle deposits.
  - New Ingerbelle drilling designed to upgrade inferred resource and/or test for mineralization at depth
  - North Pit drilling designed to expand the resource by defining the limits of mineralization - deposit is open in all directions including at depth.
- 2021 program consists of 25-30,000 metres of diamond drilling

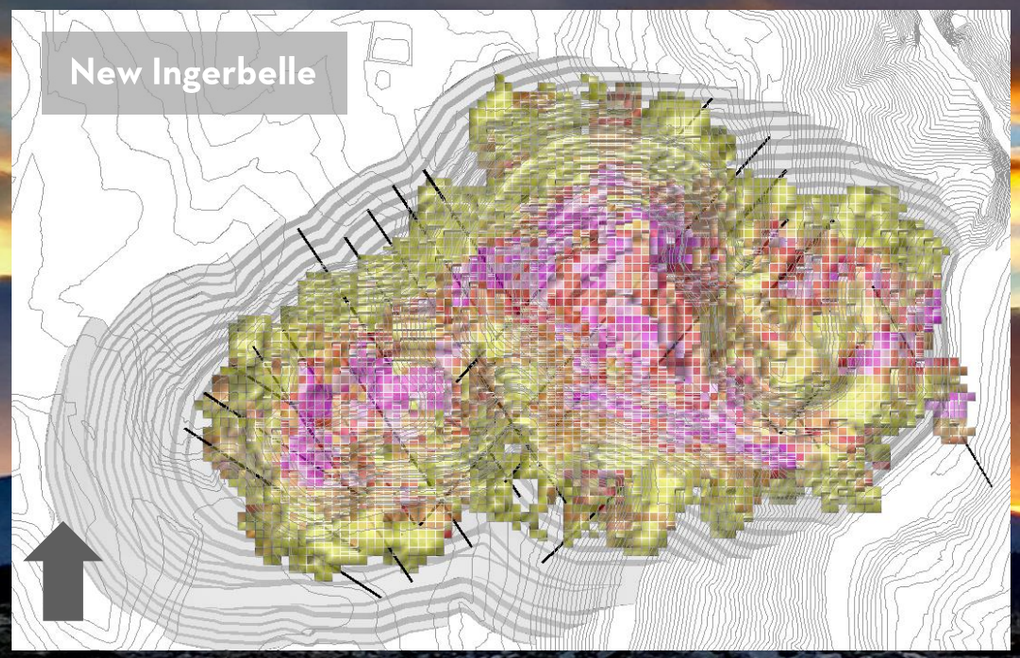

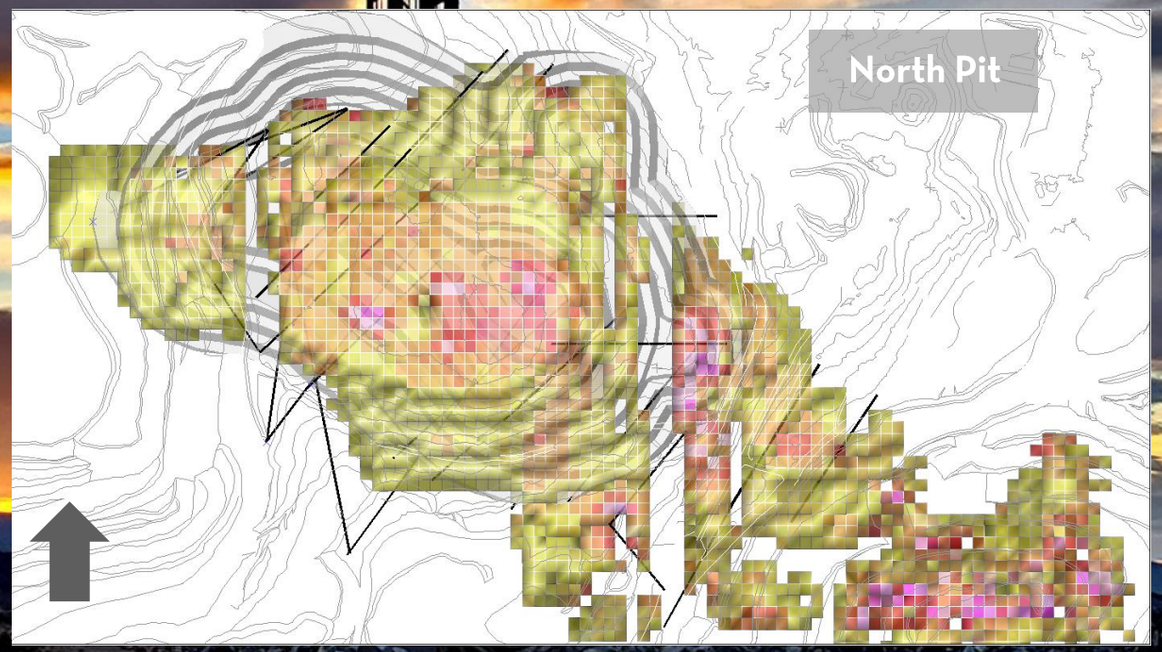

Histogram (Cu%)
> 0.4
0.3 - 0.4
0.2 - 0.3
0.1 - 0.2
0.0 - 0.1
2021 Planned DDH

Eva Copper Project

Near Mt Isa – Queensland Australia

- Conventional open pit and conventional flow sheet (crush, grind, gravity separation and flotation).
- 2020 Bankable Feasibility Study increased production, optimized flow sheet, lowered cost.
- Project financing underway for completion in Q4 2021, followed by construction decision by end of 2021

Formal construction decision to be made by the end of 2021

2020 Bankable Feasibility Study	
After-tax NPV (8%)[1]	US$437M
After-tax IRR[1]	29%
Initial CAPEX	US$382M
Processing rate	31,200 tpd
Average Annual Cu Production	Approx. 100M lbs
Average Annual Au Production	14koz
Copper Feed Grade	0.46%
Mine Life	15Years
C1 Cash Costs (net of by-products) [1]	$1.44 per lb.

1. Assumes long-term metal prices of US$3.04/lb copper and US$1,362/oz gold

Eva Copper Project
Unique Growth Opportunity

Low capital intensity

Capex Intensity of Selected Copper Projects in Australia and the Americas
Initial CAPEX US$ / LOM Annual Copper Production lbs

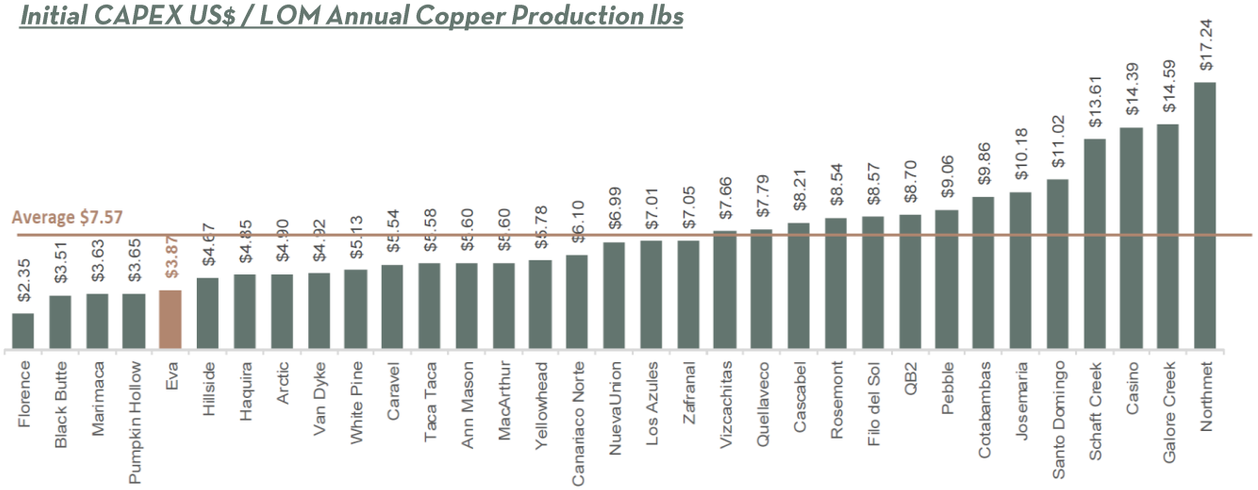

2020 Copper Cash Cost Curve (Excluding Africa)

US$ per lb; AME Cash Cost Curve

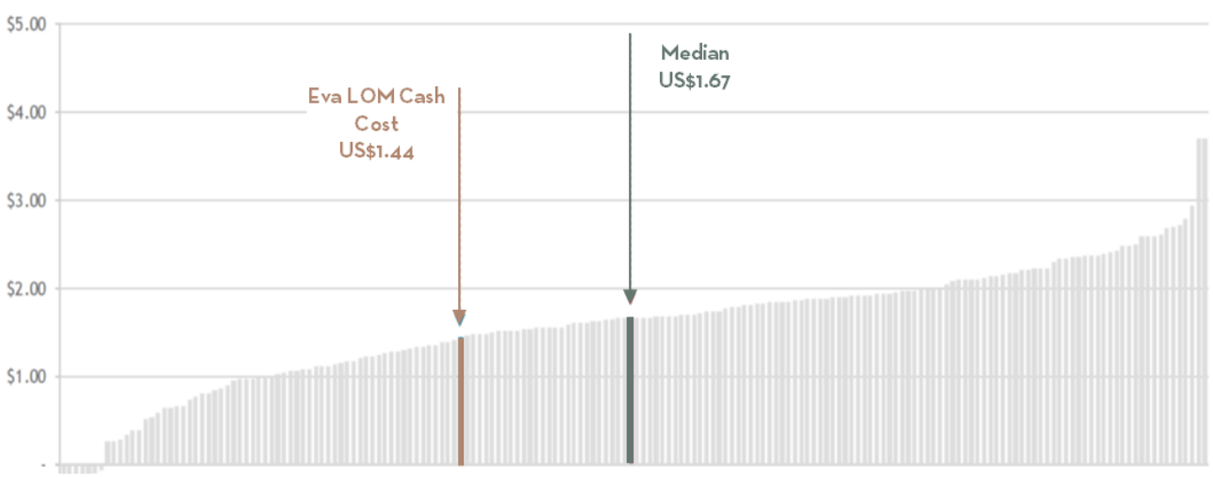

Scarcity Value

1. Development stage copper projects
2. In Australia or the Americas
3. With a recent public PEA, PFS, FS
4. With a mine life 10 years+
5. With average annual production 100M lbs+
6. With below median cash costs
7. With initial CAPEX less than US$500M

COPPER MOUNTAIN MINING CORPORATION

Australia Regional Mineral Prospectivity

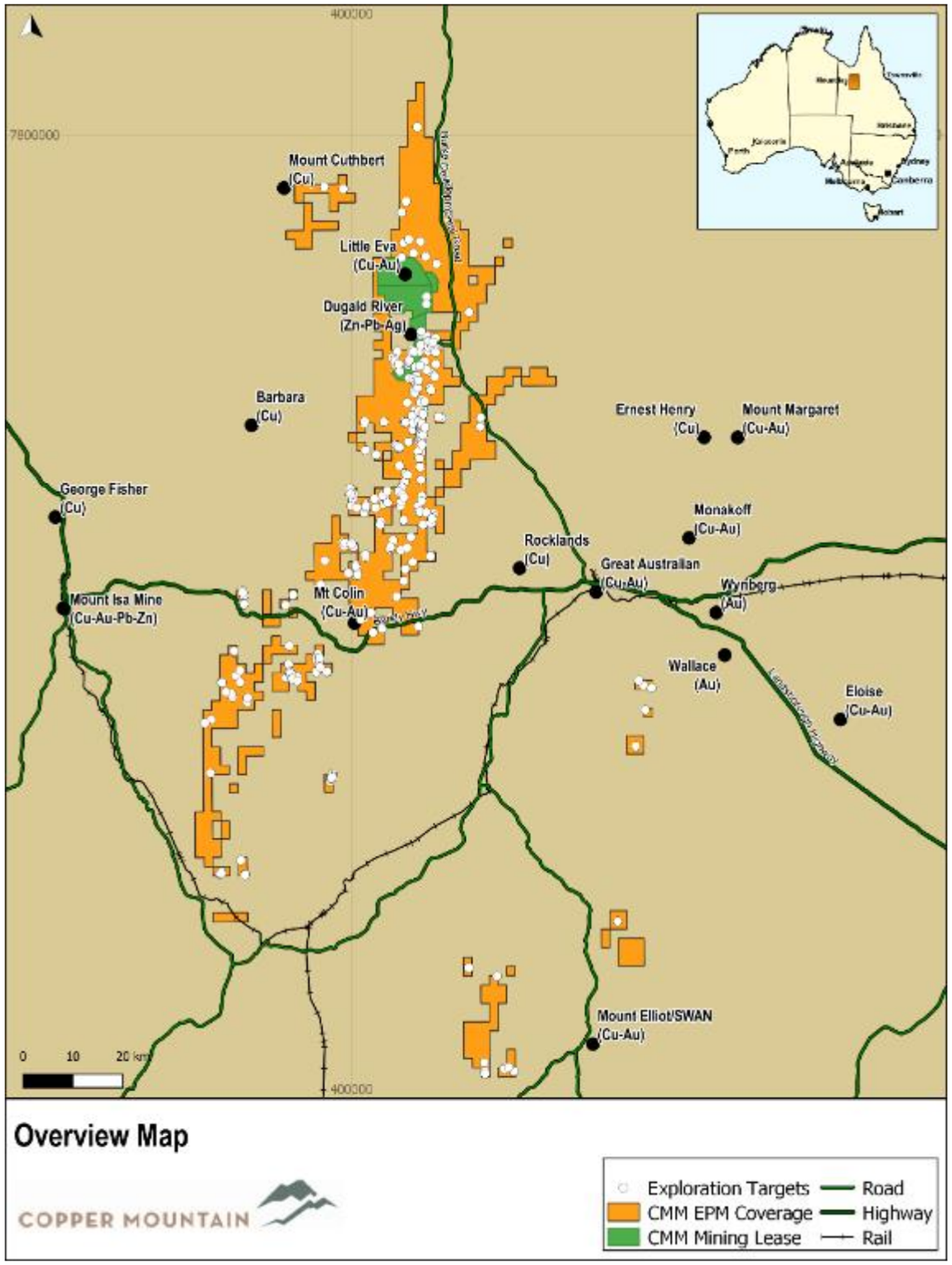

- Approx. 2,100 km² of highly prospective mineral tenure within the Mount Isa Inlier region of Queensland
- Mount Isa Inlier is host to several world class copper, zinc, lead and silver mineralisation with significant active and historic mines
- CMMC's tenure package includes over 140 regional targets at various stages of maturity including high potential gold-only targets
- Core of CMMC's package surrounds the strongly mineralised Rose Bee Fault Corridor
- 2021 exploration program commenced focused on Cameron Copper and high grade Cu-Au targets:
  - 6,000 metres of RC drilling
  - 1,200 metres of diamond drilling

Cameron Copper

C1 Prospect: Companion

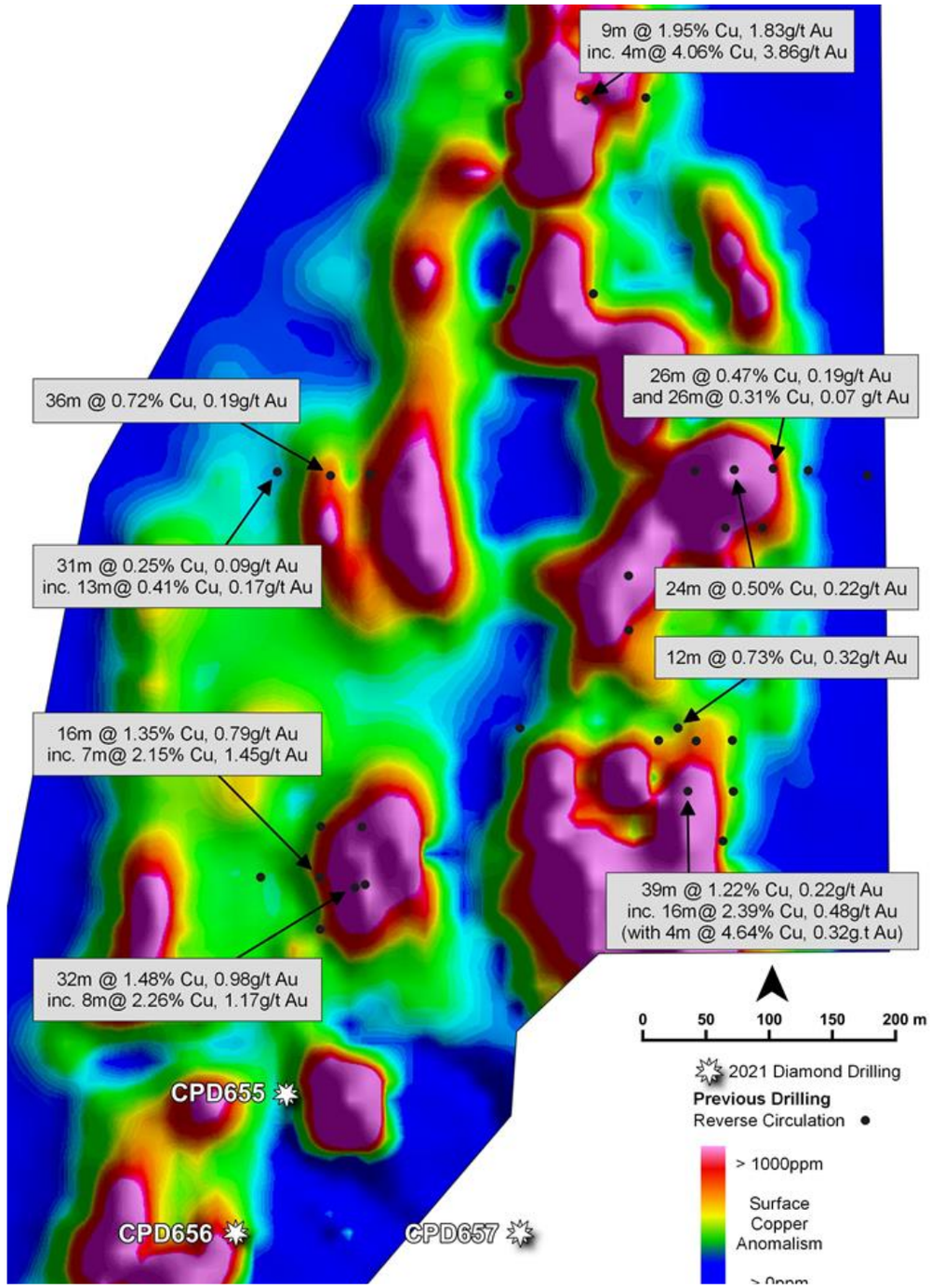

- Copper – Gold target
- Previously completed 21 Reverse Circulation holes for 1,860m of drilling
- 2021 program for C1 consists of 3 diamond drill holes (600 metres) and 19 RC holes (~1,750 m)

Cameron Copper

C2 Prospect: Reaper

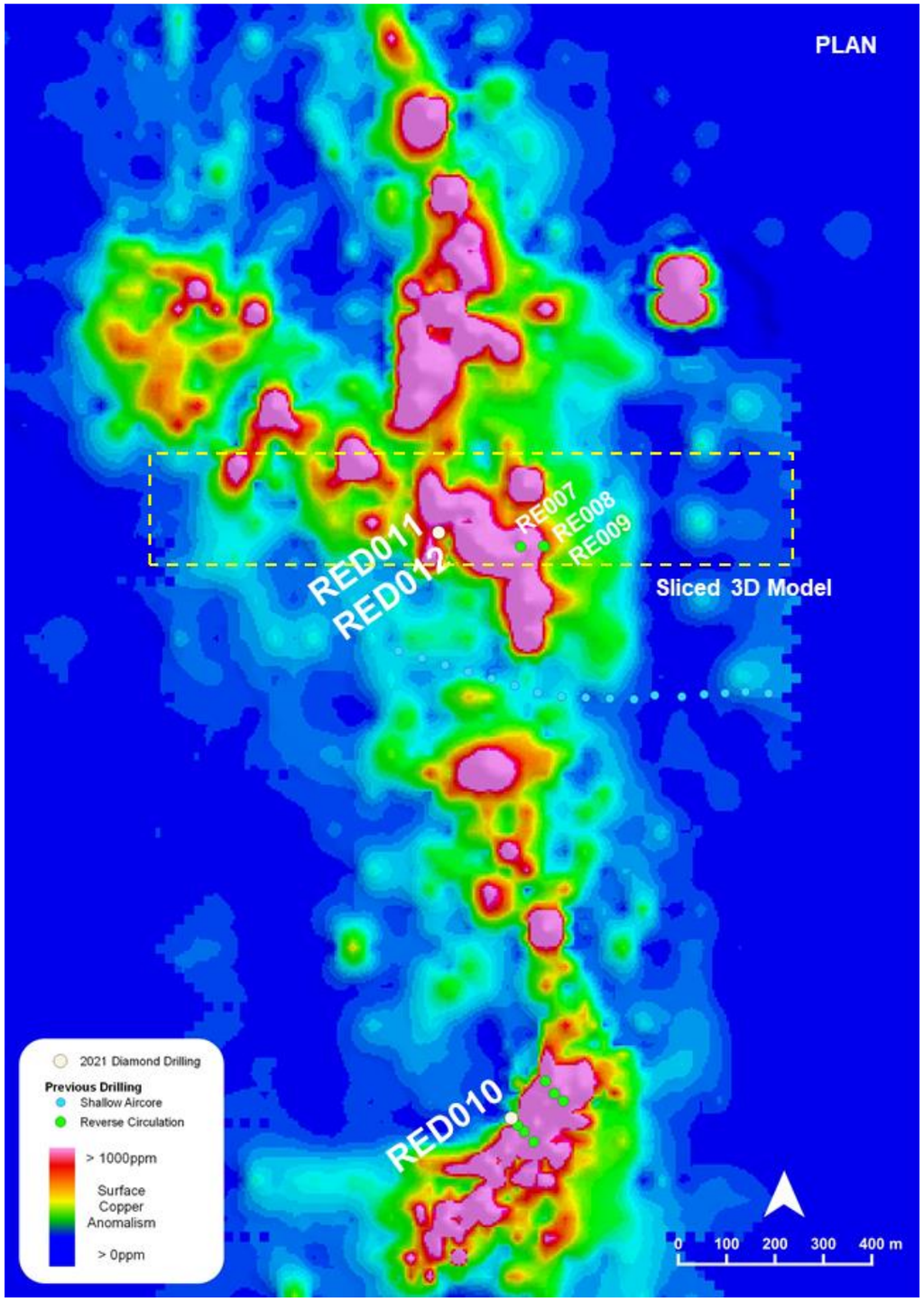

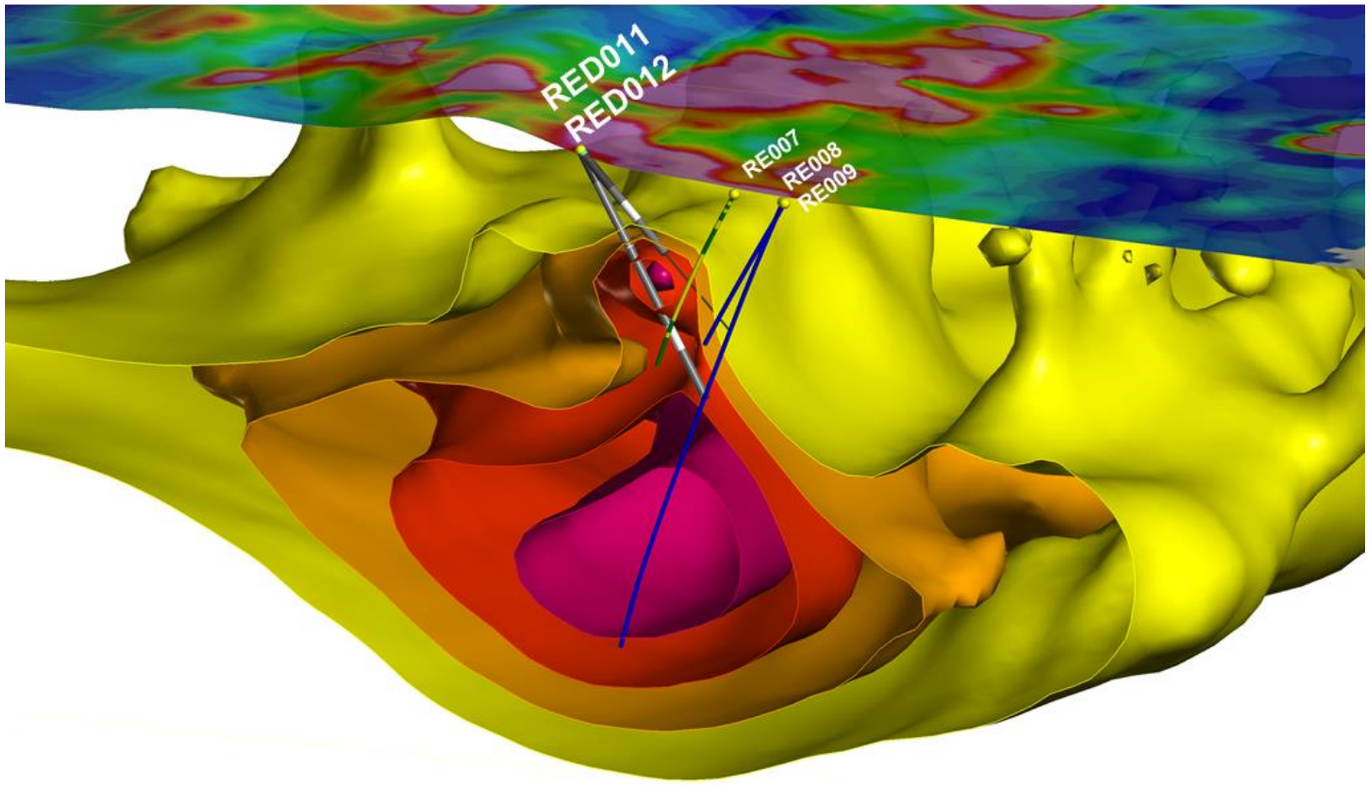

- Drill testing a major geochemical and geophysical target
- 2021 program for C2 consists of 3 diamond drill holes (600 metres) and 7 RC holes (~1,250 m)

COPPER MOUNTAIN MINING CORPORATION

PEER LEADING ORGANIC GROWTH

Clear potential to more than TRIPLE 2020 production

Copper Mountain Mine

~100M lbs CuEq (per year)

45ktpd Mill Exp'n

Increases Production

New Ingerbelle (doubles mine life)

Increases Gold Production

65ktpd Mill Exp'n

Increases Production

Eva Copper Project

Increases Production

Australian Exploration

Increases Production

Low Risk, High ROIC Growth Projects

COPPER MOUNTAIN MINING CORPORATION

Share Information

Recent Market Information	
TSX:CMMC	C$3.73
ASX: C6C	A$3.86
Market Capitalization (basic)	Approx. C$778M
Average Trading Volume (30 days)	Approx. 1.4M

Share Structure (June 30, 2021)	
Shares Outstanding	209.9M
Diluted	219.6M

Investor Relations

Letitia Wong

T: (604) 682-2992

E: Letitia.Wong@CuMtn.com

Management

GIL CLAUSEN,
President, CEO & Director
- 30+ years in strategy, development and operations in mining
- Registered Professional Engineer in B.C.
- Bachelor's and Master's in Mining Engineering.

ROD SHIER
EVP, Chief Financial Officer
- 25+ years in finance and accounting
- Raised $1+ billion in debt and equity
- CPA, CA, a member of the Institute of Chartered Accountants of B.C.
- Bachelor's of Commerce degree.

DON STRICKLAND
EVP, Sustainability
- 25+ years in mining focused on operations and sustainability
- Professional Engineer
- B.Sc. (Hons) in Materials Science and Metallurgical Engineering.

LETITIA WONG
EVP, Strategy & Corporate Development
- Over 15 years' experience in corporate development, strategic transactions, finance and investor relations in the mining industry.
- Bachelor's of Commerce degree in Finance
- CFA Charterholder.

ERIC DELL
SVP, Operations
- Over 25 years of international experience in mining operations specifically open pit base metals
- B.Sc. Mining and Minerals Engineering and Masters in Business Administration.

LANCE NEWMAN
VP, Project Development
- 30 years' experience in project management and development, concentrating, smelting and refining operations.
- B.Sc. (Hons) in Chemistry and graduate of the Management Advancement Program in Business.

PETER HOLBEK
VP, Exploration
- 30 years' experience in mineral exploration and mine development.
- Bachelor's of Science degree (Hons) in Geology and a Master's of Science in Economic Geology.
- Serves as a QP as defined by NI 43-101.

RICHARD KLUE
Vice President, Technical Services
- 35+ years in the mining minerals and metals industry
- NHD Ext.Met, Fellow of the South African Institute of Mining & Metallurgy (SAIMM) and a Metallurgical Engineer by profession
- Bachelor's of Commerce degree.
- QP as defined by NI 43-101.

MATTHEW LANGFORD
Vice President, General Counsel & Corporate Secretary
- Nearly 15 years of legal experience focused on the mining industry
- Bachelor of Laws
- Bachelor of Commerce degree.

BRYONY WHITE
Vice President, People
- Nearly 20 years of experience in human resources primarily in the natural resources sector.
- B.A. in Political Science

COPPER MOUNTAIN MINING CORPORATION

Board of Directors

Ed Dowling, Chair

- Over 30 years of mining experience including senior executive and board governance positions with both domestic and international companies.
- Currently on the Board of Teck Resources, SSR Mining, PJSC Polyus (Chair), and was recently Chair of Alacer Gold until its merger with SSR Mining in 2020
- Previously President and CEO of Alacer Gold Corp., President and CEO of Anatolia Minerals Development Limited, President and CEO of Meridian Gold Inc., Executive Director (Mining and Exploration) of De Beers SA, Executive Vice-President of Operations of Cleveland-Cliffs and held a variety of operational roles in a leadership capacity at Phelps Dodge Corporation and Cyprus Amax.
- Mr. Dowling holds a Bachelor's Degree in Mining Engineering and Mineral Processing, and a Master's Degree and Doctor of Philosophy in Mineral Processing, all granted from Pennsylvania State University.

Bruce Aunger

- 45 years' experience in accounting, taxation and finance in Canada
- Previously was Partner and CFO of Madison Venture Corporation and tax Partner at Arthur Andersen & Co.
- Currently serves as Secretary of Glacier Media, Inc. and GVIC Communications Corp.
- Mr. Aunger is a CPA, CA and graduated from Simon Fraser University with a Bachelor of Arts degree in Commerce.



Michele Buchignani, Director

- 30 years of experience in private equity, law, finance, compensation and business consulting and 20 years of corporate board experience.
- Previously was board member of the Ontario Teachers' Pension Plan, Managing Partner at CIBC World Markets and Partner at Stikeman Elliott.
- Currently CEO of McLean Drive Consulting Ltd., Managing Partner of a property holding company and member of the board of the Fraser Institute.
- Graduated from the University of British Columbia with a B.A. (Honours) in English and the University of Toronto Faculty of Law with a J.D.
- Completed the Stanford Executive Program at the Graduate School of Business at Stanford University and director education program at the Institute for Corporate Directors. She holds the designation ICD.D.

Gil Clausen, President & Chief Executive Officer, Director

- 30+ years' experience in finance, development and operations in base metals and precious metals.
- Previously President & CEO of Brio Gold Inc. and President & CEO of Augusta Resource Corporation. Prior to that, he was Executive Vice President, Mining at Washington Group International, Inc. and Vice President of Operations of Stillwater Mining Company.
- Registered Professional Engineer in B.C.
- Holds Bachelor's and Master's degrees in Mining Engineering.
- Graduate of Queen's University's executive business program and the Harvard University Business School's program in corporate board governance.

Board of Directors

M. Stephen Enders, Directors

- Over 45 years of mining technical experience, focused on geology and exploration.
- Co-founder of Cupric Canyon Capital LLC, senior technical advisor of COO of EMX Royalty Corp, Department Head of Mining Engineering at the Colorado School of Mines. Previously SVP of Worldwide Exploration at Newmont and President of Phelps Dodge Exploration.
- Awarded the Ralph W. Marsden Award by the Society of Economic Geologists, the Ben F. Dickerson Award by the Society of Mining, Metallurgy and Exploration and the Distinguished Achievement Medal from the Colorado School of Mines.
- Holds a B.Sc. in Geological Engineering, a M.Sc. in Geological Engineering and a Ph.D. in Geosciences.

Paula Rogers, Director

- 25 years of experience working with international public companies, with a special focus on debt and equity-based project financing in the mining industry, corporate governance, financial reporting and tax strategy.
- Previously Chief Financial Officer of Castle Peak Mining Ltd., Vice President and Treasurer of Goldcorp Inc. and Treasurer of Wheaton River Minerals Ltd., where she was responsible for the financing and tax structuring of several significant transactions.
- Also currently on the Board of Great Bear Resources Ltd., Argonaut Gold Inc., and Diversified Royalty Corp.
- Graduated from the University of British Columbia with a Bachelor's of Commerce degree and holds a Chartered Professional Accountant, Chartered Accountant designation.

Peter Sullivan, Director

- 30 years experience in corporate strategy, predominately in the resources sector in Australia
- Experience also includes engineering and construction, investment banking and capital markets as well as executive and operational roles managing mining operations in Australia and internationally.
- Currently director of Panoramic Resources Limited, GME Resource Ltd and Resolute Mining Limited and non-executive Chairman of Zeta Resources Limited, an ASX listed resource investment company.
- Mr. Sullivan has a Bachelor's degree in Engineering (Electrical) from the University of Western Australia and an MBA from the Australian Graduate School of Management at the University of New South Wales .

Bill Washington, Director

- 20+ years' investment banking experience in the mining sector
- Most recently was Managing Director and Head of Global Mining & Metals at National Bank Financial
- Previous positions include Head of Investment Banking at Wellington West Capital Markets, investment banker at First Marathon, Gordon Capital and Lancaster Financial/TD Securities. Prior to that Mr. Washington worked as a civil engineer on international infrastructure projects.
- Mr. Washington graduated from the University of British Columbia with a Bachelor's degree in Civil Engineering and has an MBA from the University of Western Ontario.

Copper Mountain Mining Corporation
Mineral Reserve and Mineral Resource Estimate

	Tonnes ('000s)	Copper (%)	Gold (g/t)	Silver (g/t)	Copper (M lbs)	Gold (k oz)	Silver (k oz)
MINERAL RESERVES							
Proven and Probable							
Copper Mountain	410,099	0.24	0.11	0.76	2,196	1,437	9,986
Eva Copper	171,047	0.46	0.05	-	1,718	260	-
Sub-total Proven and Probable	**581,146**	**0.30**	**0.09**	**0.76**	**3,914**	**1,697**	**9,986**
Copper Mountain Stockpile	52,240	0.15	0.04	0.45	177	67	756
Total Proven and Probable	**633,386**	**0.29**	**0.09**	**0.72**	**4,091**	**1,764**	**10,742**
MINERAL RESOURCES (inclusive of mineral reserves)							
Measured and Indicated							
Copper Mountain	654,395	0.22	0.10	0.68	3,214	2020	14390
Eva Copper	260,659	0.42	0.04	-	2,419	330	-
Total Measured and Indicated	**915,054**	**0.28**	**0.08**	**0.68**	**5,633**	**2,350**	**14,390**
Inferred							
Copper Mountain	323,502	0.20	0.10	0.5	1,420	1010	5210
Eva Copper	46,267	0.42	0.04	-	415	51	-
Total Inferred	**369,769**	**0.23**	**0.09**	**0.5**	**1,835**	**1,061**	**5,210**

Please see accompanying Mineral Reserve and Mineral Resource notes on the next slide.

For full Mineral Reserve and Mineral Resource tables please see CMMC Nov 2020 Technical Report and May 2020 Technical Report on the Eva Copper Project

COPPER MOUNTAIN MINING CORPORATION

Copper Mountain Mining Corporation
Mineral Reserve and Mineral Resource Estimate Notes

Mineral Reserves

Copper Mountain Mine

1. Joint Ore Reserves Committee (JORC) and CIM (2014) Definition Standards were followed for Mineral Reserves.
2. Mineral Reserves were generated using the September 1, 2020 mining surface.
3. Mineral Reserves are reported at a 0.10% Cu cut-off grade.
4. Mineral Reserves are reported using long-term copper, gold, and silver prices of $2.75/lb, $1,500/oz, and $18.50/oz, respectively.
5. An average CMM copper process recovery at block model domain recovery, gold process recovery of 65%, and silver process recovery of 70% is based on geo-metallurgical domains and actual plant values.
6. An average Ingerbelle copper process recovery of 88.5%, gold process recovery of 71%, and silver process recovery of 65% is based on geo-metallurgical domains, historical recoveries, and recent testwork.
7. Average bulk density is 2.78 t/m3.
8. Stockpile tonnes and grade based on production grade control process.

Eva Copper

1. CIM Definition Standards were followed for Mineral Reserves.
2. Mineral Reserves were generated using the December 31, 2019 mining surface.
3. Mineral Reserves are reported at an NSR cut-off value of $8.95/t for Little Eva and Turkey Creek, $9.35/t for Bedford and Blackard, $10.32/t for Lady Clayre and Scanlan, and $11.44/t for Ivy Ann.
4. Mineral Reserves are reported using copper and gold prices of $2.75/lb and $1,250/oz, respectively.
5. Average process recoveries of 95% for copper sulphide, 63% for native copper, and 78% for gold were used for all deposit areas.
6. Little Eva, Turkey Creek, Bedford, and Lady Clayre have an equivalent 5.3% NSR royalty; Ivy Ann has an equivalent 5.8% royalty.
7. Blackard, Scanlan, and Turkey Creek do not contain gold.
8. Totals may show apparent differences due to rounding.

Mineral Resources

Copper Mountain Mine :

1. Mineral Resources were estimated using the September 1, 2020 mining surface for Copper Mountain Mine.
2. Mineral Resources are constrained by a $3.50/lb Cu pit shell.
3. Cut-off grade is based on copper grade only.
4. Mineral Resources are inclusive of Mineral Reserves, but do not include stockpiled material.
5. Cut-off grades applied at 0.10% Cu.
6. Totals may not add due to rounding.

Eva Copper:

1. Joint Ore Reserves Code (JORC) and CIM definitions were followed for Mineral Resources.
2. Mineral Resources are inclusive of Mineral Reserves.
3. Mineral Resources are constrained within a Whittle pit shell generated with a copper price of $3.50/lb, a gold price of $1,250/oz and an exchange rate of AU$1.35 = US$1.00.
4. Density measurements were applied (ranges from 2.4 t/m3 to 3.0 t/m3).
5. Significant figures have been reduced to reflect uncertainty of estimations and therefore numbers may not add due to rounding.

Copper Mountain Mining Corporation
Mineral Reserve and Mineral Resource QPs

Copper Mountain Mine

The Mineral Resource estimate for the Copper Mountain mine was prepared by Mr. Peter Holbek, B.Sc (Hons), M.Sc. P. Geo, who is the Vice President, Exploration of Copper Mountain Mining Corporation. Mr. Holbek serves as the Qualified Person as defined by National Instrument 43-101. Mr. Holbek has reviewed and approved the Mineral Resource estimate for the Copper Mountain Mine.

Mr. Stuart Collins, P.E., serves as the Qualified Person as defined by National Instrument 43-101 and is the Qualified Person for information regarding the Copper Mountain mine's Mineral Reserve. Mr. Collins is independent of the Company and has reviewed and approved the Mineral Reserve estimate for the Copper Mountain Mine.

Eva Copper

The Mineral Resource estimate for the Eva Copper Project was prepared by Copper Mountain Mining Corporation in accordance with standards as defined by the Canadian Institute of Mining, Metallurgy and Petroleum ("CIM") "CIM Definition Standards-For Mineral Resources and Mineral Reserves", adopted by CIM Council on May 10, 2014.

Messrs. Paul Staples, Alistair Kent, David Johns, Peter Holbek, Stuart Collins, Mike Westendorf, Roland Bartsch and Richard Klue serve as Qualified Persons as defined by National Instrument 43-101 for the Technical Report related to the Eva Copper Project. Mr. Stuart Collins of SEC Enterprises Corp., who is independent of the Company, is the Qualified Person for Mining and the Mineral Reserve. Mr. Peter Holbek, Vice President, Exploration at Copper Mountain Mining Corporation, is the Qualified Person for the related Mineral Resource. Mr. Alistair Kent, Senior Project Manager for Merit Consultants International, who is independent of the Company, is the Qualified Person for the Development Capital Estimate. Mr. Paul Staples, Vice President and Global Practice Lead for Ausenco Limited, who is independent of the Company, is the Qualified Person for Ore Processing.