



**BHARAT COKING COAL LIMITED**  
(A Mini Ratna Company)



**ANNUAL REPORT & ACCOUNTS**

**2022-23**



**Driving Energy Security.  
Nurturing Sustainability.**  
Our Commitment to the Nation.





# **ANNUAL REPORT**

## **2022-23**

**BHARAT COKING COAL LIMITED**  
**A MINI RATNA COMPANY**



# CONTENT

**5**

Vision & Mission Statement

**6**

Notice

**10**

Management During the year

**11**

Board of Directors

**12**

Bankers & Auditors

**14**

Chairman's Statement

**19**

Operational Statistics

**31**

Director's Report

**129**

CSR Report

**140**

R&D and Report on Corporate Governance

**144**

Report on Corporate Governance

**150**

Management Discussion and Analysis Report

**158**

CEO And CFO Certification

**159**

Statutory Auditor's Report and replies of Management

**178**

Comptroller & Auditor General of India Report

**185**

Secretarial Auditor's Report

**189**

Regulation 33 of the SEBI

**191**

Balance Sheet

**193**

Profit & Loss Account

**195**

Statement of flow of Cash and Cash Equivalent

**197**

Statement of changes in equity

**199**

Corporate Information

**200**

Significant Accounting Policy

**222**

Notes to Balance Sheet

**252**

Notes to Profit & Loss Account

**263**

Additional Notes on Accounts





## *Vision*

The vision of Bharat Coking Coal Limited (BCCL) is to emerge as a global player in the primary energy sector committed to provide energy security to the country by attaining environmentally & socially sustainable growth through best practices from mine to market.



## *Mission*

The Mission of Bharat Coking Coal Limited (BCCL) is to produce and market the planned quantity of coal and coal products efficiently and economically in an eco-friendly manner with due regard to Safety, Conservation and Quality.



भारत कोकिंग कोल लिमिटेड  
**BHARAT COKING COAL LIMITED**  
(A Mini Ratna Company)  
(A Subsidiary of Coal India Ltd.)  
(www.bcclweb.in)

पं.का. :- कोयला भवन कोयला नगर,  
धनबाद - 826005  
Regd. Off: Koyla Bhawan, Koyla Nagar  
Dhanbad - 826005  
CIN: U10101JH1972GOI000918  
दूरभाष : 0326-2230190  
ई-मेल : cos.bccl@coalindia.in

## बोर्ड सचिवालय /Board Secretariat

Ref. No.BCCL:CS:F-AGM/2023/ 114

Dated: 14.07.2023

### Short Notice of 52<sup>nd</sup> Annual General Meeting of Bharat Coking Coal Limited

Short Notice is hereby given to the Shareholders of Bharat Coking Coal Limited that the 52<sup>nd</sup> Annual General Meeting of Bharat Coking Coal Limited will be held at its Registered Office, Koyla Bhawan, P.O. Koyla Nagar, Dhanbad on **21<sup>st</sup> July, 2023 (Friday) at 10.30 AM** through Video Conference (VC)/ Other Audio Visual Means (OAVM) to transact the following businesses:

#### ORDINARY BUSINESS

1. To consider and adopt the Audited Financial Statements of the Company for the financial year ended 31<sup>st</sup> March, 2023 including the Audited Balance Sheet as at 31<sup>st</sup> March, 2023 and Statement of Profit & Loss for the year ended on that date together with the Reports of Board of Directors, Statutory Auditor and Comptroller & Auditor General of India thereon.
2. To appoint a Director in place of Shri Samiran Dutta, DIN No. 08519303 who retires by rotation in terms of Section 152(6) of the Companies Act 2013 and being eligible, offers himself for re- appointment
3. To appoint a Director in place of Shri Anandji Prasad, DIN No. 09461651 who retires by rotation in terms of Section 152(6) of the Companies Act 2013 and being eligible, offers himself for re- appointment.

#### SPECIAL BUSINESS

##### ITEM NO. 4.

To consider and if thought fit, to pass with or without modifications, the following resolutions as **Ordinary Resolution**:

**Resolved that** pursuant to the provisions of Section 148(3) of the Companies Act, 2013 read with rule 14 of the Companies (Audit and Auditors) Rules, 2014 (including any other statutory modification(s) or re-enactment thereof for the time being in force), the remuneration of Cost Auditors for the financial year 2022-23 (excluding of out of pocket expenses limited to 50% of total fees) of ₹15,34,000.00 (Rupees fifteen lakh thirty four thousand only) and taxes to be paid extra, as approved by the Board of Directors of the Company vide item no. 392.POT-3 of 392<sup>nd</sup> Board Meeting of BCCL held on 12.09.2022.

#### REGISTERED OFFICE:

Koyla Bhawan, P.O: Koyla Nagar, Dist: Dhanbad  
Dated: 14.07.2023

By Order of the Board

(B.K. Parui)

Company Secretary



**Note :**

1. Ministry of Corporate Affairs (“MCA”) vide its Circular dated May 05, 2022 read with circulars dated December 28, 2022 and January 13, 2021, December 08, 2021, December 14, 2021 and April 08, 2020, April 13, 2020 and May 05, 2020 (Collectively referred to AS “MCA Circulars”) has permitted convening Annual General Meeting (“AGM” /”Meeting”) through video conferencing (“VC”) or Other Audio Visual means(“OAVM”), without physical presence of the members at a common venue. In accordance with the MCA circulars and provisions of the Companies Act, 2013 (“The Act”), the AGM of the company is being held through VC/OAVM. The deemed venue for the AGM shall be the Registered Office of the Company.

For attending meeting through VC or OAVM, link shall be provided from the authorized email id of the Company well in advance and the facility for joining the meeting shall be kept open at least 15 minutes before the time scheduled to start the meeting and shall not be closed 15 minutes after such scheduled time.

2. Members are also requested to accord their consent for convening the meeting at a shorter notice under section 101 of the Companies Act / as per Articles of Association of the Company.
3. Since, this AGM is being held through VC/OAVM pursuant to the MCA Circulars, physical attendance of members has been dispense with. Accordingly, the facility for appointment of proxies by the members will not be available to the AGM and hence the Proxy Form and Attendance Slip are not annexed hereto.
4. Pursuant to the provision of Section 17(1)(b) and 189(4) of the Companies Act 2013, the registers required to be kept open for inspection as every Annual General Meeting of the Company, shall be accessible during the continuance of the meeting to any person having the right to attend the meeting.
5. A statement pursuant to Section 102(1) of the Act, relating to Special Business to be transacted at the AGM is annexed hereto as “**Annexure A**”.
6. Details of Director retiring by rotation and seeking re-appointment at this meeting are provided in the “Annexure B”

Copy to:

- i. All Directors of BCCL
- ii. M/s N.C. Banerjee & Co., Chartered Accountants, Statutory Auditor
- iii. M/s Mehta & Mehta, Company Secretaries, Secretarial Auditor
- iv. M/s Chandra Wadhwa & Co., Cost Auditor

**ANNEXURE TO NOTICE****Annexure A****Explanatory statement pursuant to Section 102 of the Companies Act, 13**

As required under Section 102 of the Companies Act, 2013, the following explanatory statement sets out all material facts relating to the business mentioned under Item No. 4 of the accompanying notice dated 12.07.2023

**Item No. 4****Ratification of the remuneration of Cost Auditor appointed by the Board u/s 148 of Companies Act, 2013**

The Board of Directors approved the appointment of Cost Auditors of the Company for the Financial Year 2022-23 vide item no. 392.POT-3 of 392<sup>nd</sup> Board Meeting of BCCL held on 12.09.2022. The Board also approved the remuneration (excluding of out of pocket expenses limited to 50% of total fees) of the Cost Auditors for the financial year 2022-23 pursuant to Section 148 of the Companies Act, 2013 read with Rule 14 of the Companies (Audit and Auditors) Rules, 2014, the remuneration of the Cost Auditors recommended by the Audit Committee and approved by the Board of Directors needs to be ratified subsequently by the Shareholders.

The Board of Directors approved the remuneration of Cost Auditors for ratification by the shareholders of the Company.

None of the Directors, Key Managerial Personnel of the Company or their relatives is concerned or interested (financial or otherwise) in the said resolution except to the extent of shares held by them in the Company.

**Annexure B**
**Details of Directors retiring by rotation & seeking re-appointment at the Annual General Meeting-**

In compliance of Secretarial Standard on General Meeting (“SS-2”), the requisite details of Directors seeking re-appointment in Annual General Meeting is as tabulated below-

<b>Name and designation of the Director</b>	<b>Shri Samiran Dutta Chairman-cum-Managing Director</b>	<b>Shri Anandji Prasad Director, Project Adviser, MoC</b>
DIN	08519303	09461651
Date of Birth	20.08.1965	02.06.1966
Nationality	Indian	Indian
Date of Appointment in the Board	18.07.2019	03.01.2022
Terms and conditions of appointment/ re-appointment and details of remuneration sought and remuneration last drawn	As per appointment letter issued by Ministry of Coal, GOI/CIL	As per appointment letter issued by Ministry of Coal, GOI
Qualification and Experience	Associate Member of the Institute of Chartered Accountants of India	B.Tech (Mining) from IIT (Kharagpur), LLB from Chhotanagpur Law College
Shareholding in the company	1 (One) Equity Share of ₹ 1000 each/ Nominee Shareholder of Coal India Limited	NIL
Relationship with other Directors, Manager and Other KMP	NIL	NIL
No. of Meeting of Board attended during the year 2022-23	11	11
List of Directorship held in other Companies	NIL	NIL
Chairman/ Membership of other Committee in BCCL	NIL	Chairman of ESC (Technical) Committee, Member of Audit Committee of BCCL.

# MANAGEMENT DURING THE YEAR 2022-23

## CHAIRMAN-CUM-MANAGING DIRECTOR

Shri Samiran Dutta : (From 28.12.2021; continuing)

## FULL TIME DIRECTORS

Shri Samiran Dutta : Finance (From 18.07.2019; with additional charge of Director (Finance) w.e.f. 29.12.2021 till 13.04.2023)

Shri Sanjay Kumar Singh : Technical (From 05.02.2022; continuing)

Shri Uday A Kaole : Technical (From 22.08.2022; continuing)

Shri PVKR Mallikarjuna Rao : Personnel (From 01.06.2020 to 31.07.2022)

Shri Samiran Dutta : Personnel (with additional charge of Director (Personnel) w.e.f. 01.08.2022 to 31.10.2022)

Shri Harsh Nath Mishra : Personnel (From 01.11.2022 to 23.02.2023)

Shri Murlikrishna Ramaiah : Personnel (From 23.02.2023; continuing)

## GOVERNMENT NOMINEE DIRECTORS

Shri Anandji Prasad : Project Adviser, Ministry of Coal, Govt. Nominee (From 03.01.2022; continuing)

Shri B. Veera Reddy : Director (Technical), CIL, Kolkata (From 24.02.2022 to 23.08.2022)

Shri Debasish Nanda : Director (Business Development), CIL, Kolkata (From 23.08.2022; continuing)

## INDEPENDENT DIRECTORS

Shri Narendra Singh : (From 10.07.2019 to 09.07.2022)

Smt. Shashi Singh : (From 01.11.2021; continuing)

Shri Alok Kumar Agrawal : (From 01.11.2021; continuing)

Shri Satyabrata Panda : (From 01.11.2021; continuing)

Shri Ram Kumar Roy : (From 31.12.2021; continuing)

## COMPANY SECRETARY

Shri Bani Kumar Parui : (From 01.09.2013; continuing)

:

# BOARD OF DIRECTORS



*Shri Samiran Dutta*  
CHAIRMAN-CUM-MANAGING DIRECTOR

## GOVERNMENT NOMINEE DIRECTORS



*Shri Anandji Prasad*  
Project Adviser, MoC, New Delhi,  
Govt. Nominee



*Shri Debasish Nanda*  
Director (Business Development),  
CIL, Kolkata

## WHOLE TIME DIRECTOR(S)



*Shri Uday A Kaole*  
Director (Technical)



*Shri Murlikrishna Ramaiah*  
Director (Personnel)



*Shri Rakesh Kumar Sahay*  
Director (Finance)

## INDEPENDENT DIRECTOR(S)



*Smt. Shashi Singh*



*Shri Alok Kumar Agrawal*



*Shri Ram Kumar Roy*



*Shri Satyabrata Panda*



---

## **BANKERS & AUDITORS**

---

### **BANKERS**

STATE BANK OF INDIA  
BANK OF INDIA  
CANARA BANK  
UNION BANK OF INDIA  
UCO BANK  
BANK OF MAHARASHTRA  
BANK OF BARODA  
PUNJAB NATIONAL BANK  
INDIAN BANK  
KOTAK MAHINDRA BANK  
ICICI BANK  
HDFC BANK  
AXIS BANK

### **AUDITORS**

STATUTORY AUDITORS  
**M/s. N.C. BANERJEE & CO.**  
Chartered Accountants, Bokaro

### **BRANCH AUDITORS**

**M/s. Sushil Kumar Sharma & Co.**  
Chartered Accountants, Ranchi  
**M/s. V Rohatgi & Co.**  
Chartered Accountants, Ranchi  
**M/s. R K J S & Co. LLP.**  
Chartered Accountants, Jharia, Dhanbad  
**M/s. K L Banerjee & Co.**  
Chartered Accountants, Dhanbad  
**M/s. Dutta P Kumar & Associates**  
Chartered Accountants, Giridih  
**M/s. R K G S L V & Co.**  
Chartered Accountants, Dhanbad  
**M/s ADD & Associates**  
Chartered Accountants, Kolkata  
**M/s AMOL & Associates**  
Chartered Accountants, Dhanbad

### **SECRETARIAL AUDITOR**

**M/s. MEHTA & MEHTA, KOLKATA**  
Company Secretaries

### **INTERNAL AUDITORS**

#### **M/s Guha Nandi & Co.**

Chartered Accountants, Kolkata

#### **M/s D. N. Dokania & Associates**

Chartered Accountants, Dhanbad

#### **M/s RKP Associates**

Chartered Accountants, Silchar

#### **M/s M C Bhandari & Co.**

Chartered Accountants, Kolkata

#### **M/s KASG & Co.**

Chartered Accountants, Dhanbad

#### **M/s H.P. Jhunjhunwala & Co.**

Chartered Accountants, Kolkata

#### **M/s S K Mallick & Co.**

Chartered Accountants, Kolkata

#### **M/s DBK Associates**

Chartered Accountants, 24 Pargana (S)

#### **M/s VK Jindal & Co.**

Chartered Accountants, Ranchi

#### **M/s De Chakraborty & Sen**

Chartered Accountants, Kolkata

#### **M/s Pranab Ghosh & Associates**

Chartered Accountants, Hooghly

#### **M/s K B D S & Co.**

Chartered Accountants, Delhi

#### **M/s GGM & Co.**

Chartered Accountants, Kolkata

#### **M/s SARC & Associates**

Chartered Accountants, New Delhi

### **COST AUDITORS**

M/s Chandra Wadhwa & Co., Delhi

M/s Joshi Apte & Associates, Pune

M/s K B Saxena & Associates, Lucknow

M/s Mou Banerjee & Co. Asansol

M/s S G & Associates, Kolkata

M/s K K Das & Associates, Durgapur



# CHAIRMAN'S STATEMENT

## Dear Shareholders,

With immense pleasure, on behalf of the Board of Directors of Bharat Coking Coal Limited (BCCL), I take the privilege to present to you the Annual Report for Financial Year 2022-23 and share the highlights for the year .

In FY 2023, despite many odds and challenges, your company made substantial progress in the physical front. The company produced 36.18 Million Tonne of Raw Coal as against a target of 32.00 Million Tonne. The Net sales of the company touched a record high of ₹12333.54 crore against ₹9445.58 crore during the previous financial year. This significant rise in sales has offset to a large extent the impact of wage revision, enabling the company to continue to earn profits. The profits (PAT) earned during FY 2022-23 was ₹645.01 crore against ₹111.62 crore during 2021-22. The net-worth of the Company stood at ₹3771.24 crore as on 31<sup>st</sup> March, 2023. During the year, the company also produced 1.43 Million Tonne of Washed Coking coal for supplies to various Steel Plants which helped reducing imports and thereby saving foreign exchange.

### Several milestones achieved during the year, worth mentioning are as below:

- Highest growth (19%) and achievement (113%) in coal production among all subsidiaries of CIL
- Highest growth (10%) and achievement (111%) in off-take among all subsidiaries of CIL.
- Target achieved consecutively for two years and last year also highest in growth %age among all subsidiaries of CIL.
- Highest coal production and off-take in last 6 years.
- Highest ever off-take by Road (9.86 MT)
- Produced 1.43 Mill Te of Washed Coking Coal, which is the highest in last 12 years.
- Raw Coal Feed to Washery has increased to 4.42 Mill Te, which is the highest in last 17 years.
- BCCL has earned profits from the last seven consecutive quarters and two financial years despite impact of wage revision.
- The company had secured various awards on its performance viz. Coal Minister's Award, Corporate Award for Quality Awareness and Highest percentage increase in Net Sales from Coal India Ltd.



The above performance of the company is poised to improve further in the coming years with focus of management being in identification of new patches for production through contractual means, establishing new washeries under BOM (Build-Operate-Maintain) model, and renovation of existing washeries under ROM (Renovate-Operate-Maintain) model. In this direction several steps taken by the company can be illustrated as below:

- i. 16 nos. Hired Patches with annual capacity of 10.767 Mill Te were identified during 2022-23. Letter of Agreement (LOA) issued against 7 Patches with annual capacity of 3.23 Mill Te, tendering completed for 3 patches and remaining 6 patches are under different stages of approval.
- ii. Revised Project Report (RPR) for Amalgamated NTST Kujama OCP of 8.5 MTY capacity has been approved by BCCL Board for implementation of the project in MDO mode of operation.
- iii. 1<sup>st</sup> higwall Project in MDO Mode at Block II OCP across CIL.
- iv. LOA issued for 4 abandoned mines under Revenue Sharing Mode (Salanpur-AGKC, PB Project Colliery and Loyabad Mine on 21.03.2023 and Kharkharee Mine on 25.04.2023).
- v. Construction of four new washeries namely, 5.0 MTPA Madhuban washery (nearing completion), 2.5 MTPA Patherdih washery (under construction), 2.0 MTPA Bhojudih washery (under construction) and 2.5 MTPA Moonidih washery (tender finalised).
- vi. Monetization of 04 nos. of old existing Washerries i.e Dugda, Mahuda, Sudamdih and Madhuban washeries are under process.

## 1. PROJECT PROFILE

Your company has been making continuous effort to use modern technology in operation of mine and in this regard company is in the process of introducing Highwall Mining Technology for the first time in BCCL and also Continuous Miner technology in its mines.

In a significant development for restoration of workings in the discontinued underground mines, it has been decided to reopen, develop and operate some of the discontinued mines through MDO mode on revenue sharing basis. Bids have been received and LOA issued for four such mines viz., PB Project, Salanpur-AGKC, Kharkharee and Loyabad. With the encouraging participation by the MDO operators for restoration of operation of the discontinued mines, a paradigm shift in searching for a new source of earning revenue is envisaged.

With a view to generating revenue from idle assets, steps for monetization of old washeries have been undertaken and in this direction, Board of Directors of BCCL has given in principle approval for monetization of four nos. of old existing washeries.

In a bid to reduce dependency on conventional source of energy, your company has been quite successful in installing Roof Top Solar Projects as well as Ground Mounted Solar Projects in different locations of BCCL command area and during 2022-23. 7.25 KWH of solar power could be generated from two of its Roof Top Solar Projects. 25 MW Ground Mounted Solar Power at Bhojudih Washery is under construction and LOA has been issued for 20 MW Ground Mounted Solar Power at Dugdha Washery.

The company has also taken steps to replace its old equipment's with new ones and there has been substantial investment in acquiring lands which will help bolster its future production. During the year, the Capex was ₹986.50 crore as against targeted ₹900.00 crore.

## 2. ACHIEVEMENTS IN ECOLOGY AND ENVIRONMENTAL AREA

Sustainable growth of business depends upon the key concept of Environmental Social and Governance (ESG) Management and BCCL has always endeavored to do business with sustainable measures with concerted efforts

of employees of BCCL and all other stakeholders. BCCL has made and continues to make sustained and large-scale efforts for better environment as a responsible corporate citizen of the country.

Your company along with establishment of the natural forests over the degraded mined out areas and OB dumps has also been developing eco-parks over some degraded mined out areas and OB dump sites and BCCL has been the pioneer in the mining industry in establishment of Eco-Parks.

Your company, along with development of the natural forests, has also been developing eco-parks over the degraded mined out areas and OB dumps and BCCL has emerged as the pioneer in the mining industry in establishing Eco-Parks. During the period, the company has developed 2 nos. of eco-parks at Bera and Kuya, achieved Biological reclamation on 84.49 Ha degraded land and Plantation of more than 1.26 lakh plants. We also installed 39 nos. of Online PM10 Analysers to continually monitor the air quality of surrounding areas and purchased 2 nos. of Mist sprinklers and 22 nos. of Fog Cannons (T ruck and Trolley mounted) for dust suppression in the peripheral area of the mines.

BCCL has taken various measures to sensitize all stakeholders for developing a better environment which includes arrangement of Environmental Workshops, conducting Eco-Mining Tourism etc. In order to curb pollution various preventive measures such as deployment of sprinklers for dust suppression, wheel washing arrangement, CHPs, Bio medical waste management etc. have been undertaken in a dedicated manner.

### 3. SAFETY MEASURES

Safety of Mine and miners remains top priority in the agenda of BCCL. BCCL lays as much importance on Safety aspects as it does on its performance parameters. The primary concern of BCCL is to safeguard its prime assets - Men, Mines and Machines. In BCCL, safety norms are viewed holistically to make all mining operations safe and hazard free. For achieving the target of 'Zero Accident', your company prepares, plans and equips itself on regular basis.

For ensuring the safety of Men, Mines and Machines, various preventive measures have been undertaken such as:

- i. Deployment of statutory persons for supervision, management, direction and control of mining activities as per provision of statute and as per the requirements of permission granted by DGMS,
- ii. Inspections of mines by Safety committee and workmen's inspectors
- iii. Backshift inspections of mines by ISO officials,
- iv. Surprise inspection of mines by ISO officials,
- v. Compliance of violations pointed out by DGMS, ISO and other agencies etc.
- vi. BCCL is in the process of up-gradation of its two nos. of VTCs namely Barora GVTC and Moonidih VTC as 'Centre of Excellence'.
- vii. Phase I,II and III of Safety Audit- 2022-23 of all the working mines of BCCL has been completed
- viii. Mines Rescue Station Dhansar has been accorded permission by DGMS to impart training in First Aid.
- ix. 10 Fiery Mines has been audited by CIMFR.
- x. Annual Mines Safety Week 2022 has been organized and celebrated in all mines of BCCL in February, 2023.

The safety performance of the company is also being appraised to Board of Directors regularly.

#### 4. PRODUCT AND SERVICE QUALITY

BCCL is always concerned with the increased consciousness and aspiration of the customers for getting coal conforming to the declared grade. In its endeavor to meet this ever increasing justified demand of the consumers, third Party sampling at all loading points has been successfully implemented for all the consumers of BCCL in respect of all modes of coal dispatch. A Standard Operating Procedure (SOP) has also been implemented for maintenance of grade of coal and supply of crushed coal to the consumers, maintaining separate stock pile for fiery and non-fiery coal; and this measures have started bearing fruit as is envisaged from the market improvement in quality of coal and grade confirmation results. During 2022-23 grade confirmation percentage after Referee results has gone up to 83.9% from 81.7% achieved previous year. In recognition of its achievement in quality parameter, BCCL secured 2nd Prize in Quality parameter in Coal Minister's Award during 2021-22.

#### 5. CORPORATE GOVERNANCE

With a view to maintain high standards of Corporate Governance, BCCL has complied with the conditions of Corporate Governance as stipulated in the guidelines for Corporate Governance for Central Public Sector Enterprise (CPSEs) issued by Department of Public Enterprise (DPE), Government of India, and requirement of the corporate laws time to time. Continuous effort is made to adhere to the guidelines and Board is also apprised about the compliance of the various guidelines applicable to the company on a regular basis. All the sub committees of the Board assigned with specific roles have been regularly holding meetings and providing their feedback to Board and providing necessary support to the Board. The practicing Company Secretary has also issued a Certificate regarding compliance of conditions of Corporate Governance during the year 2022-23. Further, since the implementation of the Companies Act, 2013, Secretarial Audit is being conducted every year to bring more transparency and to ensure compliance of the various laws applicable to the company

#### 6. JHARIA MASTER PLAN

BCCL has been implementing the Jharia Master Plan for dealing with fire, subsidence and rehabilitation in the lease hold of Bharat Coking Coal Limited (BCCL) since 2009. The coal mine fire survey was instituted by BCCL through National Remote Sensing Center (NRSC), Hyderabad for delineation of surface coal fires in Jharia Coal Field. As per latest survey of 2021-22, 27 locations are to be dealt for the above-mentioned purpose. As per latest report of NRSC, fire has substantially reduced to 1.8 sq km at 10 locations.

#### 7. CORPORATE SOCIAL RESPONSIBILITY

Your company, while carrying on its Coal mining activities, is also focusing on improving the quality of the life of the people residing in around its Coal mining areas through its Corporate Social Responsibility (CSR) activities in the areas of social significance, educational importance, healthcare, nutritional arrangements and disaster management in the operational areas. Being a responsible corporate entity, BCCL, through its CSR activities, has continued to demonstrate its unwavering commitment towards contributing to socio-economic development of the nation. CSR activities of BCCL are governed by the Rules framed in this regard under Companies Act, 2013, DPE guidelines on CSR and CSR policy of CIL.

During 2022-23, BCCL spent a record sum of ₹11.42 crore under the head CSR in different activities taken up during the year to support the marginalized and Project Affected Persons. Some of the major activities were financial assistance to State Administration for transforming 500 nos. of Model Aanganwadi Centers, Training of youths in CIPET, Skill development of Mahila Sahayata Group, etc.



## 8. VISION

BCCL is constantly working on imbuing agility in workforce, improving the capability of its employees and building a strong leadership pipeline. Various initiatives have been taken in Human Resource front, Excavation and mining related work, Marketing, R &D, Quality control area, etc. to make the organization's future bright. The Company is focusing on delivering high performance levels in all facets of its business. We are constantly working on improving its competitiveness. Efforts are underway for improving the profitability and thereby increasing the wealth of the stakeholders. Additionally, with strong focus on efficiency improvements, adoption of best business practices and optimum utilization of available resources, the Company plans to scale new heights and contribute to the goal of self-reliance and Import substitution of the nation.

## 9. ACKNOWLEDGMENT

We do place on record the help, cooperation and guidance extended to the company by various stakeholders such as Ministry of Coal and other Ministries/ Departments of Government of India, Coal India Limited, various Central and State Government Authorities, People's Representatives, Local Bodies, unions, our valued consumers, suppliers and other stakeholders.

I extend my sincere gratitude and appreciation to the entire BCCL fraternity including the Contractors, HEMM operators and their employees for working round the clock to keep the nation moving forward and I do sincerely hope that with your dedication and devotion for work, the company would do much better in the years to come and would continue to be the responsible corporate citizen in fulfilling the expectation of all the stakeholders. It would not be an exaggeration to say that my fellow Board members have always given their valuable suggestion and guidance within the sphere of their duties and responsibilities to make the company a valuable and responsible corporate citizen, for which I extend my heartiest thanks and gratitude to all of them.

(Samiran Dutta)  
Chairman/Mg. Director

## OPERATIONAL STATISTICS

(₹' Crore)

Year Ending 31 <sup>st</sup> March	2023	2022	2021	2020	2019	2018	2017	2016	2015	2014
<b>1. (a) Production of Raw Coal: (Million Tonnes)</b>										
Underground	0.69	0.81	0.61	1.04	0.90	1.08	1.68	1.81	2.03	2.70
Opencast	35.49	29.71	24.05	26.69	30.14	31.53	35.36	34.05	32.48	29.91
<b>TOTAL</b>	<b>36.18</b>	<b>30.51</b>	<b>24.66</b>	<b>27.73</b>	<b>31.04</b>	<b>32.61</b>	<b>37.04</b>	<b>35.86</b>	<b>34.51</b>	<b>32.61</b>
<b>(b) Overburden Removal: (Million Cu. Mts.)</b>	<b>114.47</b>	<b>105.37</b>	<b>103.84</b>	<b>82.65</b>	<b>103.25</b>	<b>110.47</b>	<b>131.22</b>	<b>148.59</b>	<b>103.9</b>	<b>85.42</b>
<b>2. Off take (Raw Coal) (Millions Tonnes)</b>										
Power	27.51	25.46	17.12	23.63	27.24	27.52	27.49	28.99	27.43	27.07
Steel	1.16	0.73	1.03	0.66	2.50	2.81	4.25	3.50	2.69	3.44
Fertilizer	0.39	0.64	0.94	0.98	0.92	0.86	1.10	1.03	0.96	1.12
Colliery Consumption	0.00	0.00	0.00	0.01	0.02	0.02	0.04	0.05	0.06	0.08
Others	6.47	5.42	4.04	3.48	2.39	2.15	2.03	2.63	2.52	2.68
<b>TOTAL</b>	<b>35.53</b>	<b>32.25</b>	<b>23.13</b>	<b>28.76</b>	<b>33.07</b>	<b>33.36</b>	<b>34.92</b>	<b>36.20</b>	<b>33.66</b>	<b>33.04</b>
<b>3. Average Manpower</b>	<b>37976</b>	<b>40032</b>	<b>42287</b>	<b>44722</b>	<b>47383</b>	<b>49947</b>	<b>52409</b>	<b>54861</b>	<b>57506</b>	<b>60329</b>
<b>4. Productivity:</b>										
(A) Average Per Man Per Year (Tonnes)	952.68	762.14	583.16	620.05	655.09	652.89	706.75	653.65	600.11	540.54
(B) Output per Manshift (OMS):										
(i) Underground (Tonnes)	0.27	0.24	0.16	0.32	0.25	0.23	0.25	0.25	0.26	0.31
(ii) Opencast (Tonnes)	6.49	7.53	5.93	6.11	6.75	7.05	8.99	8.52	8.34	9.38
(iii) Overall (Tonnes)	3.78	4.16	3.13	3.62	3.87	3.56	3.46	3.20	2.96	2.64

# FINANCIAL POSITION

(BASED ON CONSOLIDATED ACCOUNTS OF AREAS/UNITS OF BCCL)

## OPERATIONAL STATISTICS

(₹' Crore)  
(As per Ind AS)

Year Ended 31 <sup>st</sup> March	2022-23	2021-22	2020-21	2019-20	2018-19	2017-18	2016-17	2015-16 (Restated)
<b>(A) What is owned</b>								
Gross Property, Plant & Equipment	4,605.95	3,838.25	3,161.95	2,551.68	2,459.85	2,153.47	2,007.83	1,913.17
Less: Depreciation & Impairment	1,701.77	1,506.52	1,277.09	1,131.35	1,025.98	796.65	490.87	229.14
(a) Net Property, Plant & Equipment	2,904.18	2,331.73	1,884.86	1,420.33	1,433.87	1,356.82	1,516.96	1,684.03
(b) Capital Work in Progress	1,299.83	1,447.35	1,389.92	1,702.26	1,542.92	1,403.17	1,138.98	785.75
(c) Exploration and Evaluation Assets	155.36	167.13	417.88	645.16	552.26	563.44	-	-
(d) Intangible Assets	15.68	-	-	-	-	-	-	-
(e) Intangible Assets under Development	-	18.58	-	-	-	-	-	-
(f) Financial Assets								
(i) Investments	-	-	-	-	-	-	-	-
(ii) Loans	-	-	-	0.07	0.15	0.27	0.50	0.77
(iii) Other Financial Assets	705.86	607.18	528.13	471.86	389.96	297.78	303.40	197.00
(g) Deferred Tax Assets	1,055.81	867.08	971.44	573.35	549.14	856.46	387.10	285.15
(h) Other Non-Current Assets	620.85	349.91	357.66	751.66	501.72	132.08	149.47	128.60
<b>Total Non-Current Assets (A)</b>	<b>6,757.57</b>	<b>5,788.96</b>	<b>5,549.89</b>	<b>5,564.69</b>	<b>4,970.02</b>	<b>4,610.02</b>	<b>3,496.41</b>	<b>3,081.30</b>
<b>Current Assets</b>								
(a) Inventories								
(i) Inventories of Coal , Coke Etc	934.46	898.10	1,126.84	630.50	709.83	968.47	1,226.98	828.60
(ii) Inventories of Stores & Spares	85.05	73.05	54.97	63.11	58.05	53.69	53.07	50.05
(iii) Other Inventories	9.55	7.30	6.07	7.16	6.21	6.63	9.42	9.54
(b) Financial Assets								
(i) Investments	79.72	-	-	4.00	26.40	0.77	45.99	71.90
(ii) Trade Receivables	1,251.15	1,037.01	3,004.80	2,414.72	613.72	1,459.92	2,636.38	2,637.66
(iii) Cash & Cash equivalents	586.62	617.33	48.67	34.30	86.49	192.89	37.87	569.69
(iv) Other Bank Balances	567.58	7.24	126.99	1,423.31	2,015.02	900.00	1,283.69	1,107.73
(v) Loans	-	-	-	-	-	-	-	-
(vi) Other Financial Assets	58.98	36.31	274.68	233.06	412.63	387.82	85.98	77.40
(c) Current Tax Assets	168.57	151.44	122.72	89.50	12.61	41.61	46.59	20.53
(d) Other Current Assets	2,817.51	2,549.23	2,112.88	1,912.05	1,802.60	1,355.73	1,059.04	744.10
<b>Total Current Assets (B)</b>	<b>6,559.19</b>	<b>5,377.01</b>	<b>6,878.62</b>	<b>6,811.71</b>	<b>5,743.56</b>	<b>5,367.53</b>	<b>6,485.01</b>	<b>6,117.20</b>
<b>Current Liabilities</b>								
(a) Financial Liabilities								
(i) Borrowings	-	-	2,052.08	583.07	-	-	-	-
(ii) Lease Liabilities	58.85	43.93	-	-	-	-	-	-
(iii) Trade payables	912.91	800.26	1,208.53	967.82	1,666.59	1,343.86	983.61	877.90
(iv) Other Financial Liabilities	1,448.40	1,507.01	1,462.63	1,439.31	773.42	833.45	970.23	580.96
(b) Other Current Liabilities	1,968.63	2,058.26	1,769.81	2,238.49	2,795.20	2,019.67	1,675.22	1,711.83
(c) Provisions	2,430.74	1,032.78	877.63	979.44	960.86	1,757.68	1,663.55	1,370.38
<b>Total Current Liabilities (C)</b>	<b>6,819.53</b>	<b>5,442.24</b>	<b>7,370.68</b>	<b>6,208.13</b>	<b>6,196.07</b>	<b>5,954.66</b>	<b>5,292.61</b>	<b>4,541.07</b>
<b>Net Current Assets(B-C)</b>	<b>-260.34</b>	<b>-65.23</b>	<b>-492.06</b>	<b>603.58</b>	<b>-452.51</b>	<b>-587.13</b>	<b>1,192.40</b>	<b>1,576.13</b>
<b>TOTAL (A)</b>	<b>6,497.23</b>	<b>5,723.73</b>	<b>5,057.83</b>	<b>6,168.27</b>	<b>4,517.51</b>	<b>4,022.89</b>	<b>4,688.81</b>	<b>4,657.43</b>

**OPERATIONAL STATISTICS**

 (₹' Crore)  
(As per Ind AS)

Year Ended 31 <sup>st</sup> March	2022-23	2021-22	2020-21	2019-20	2018-19	2017-18	2016-17	2015-16 (Restated)
<b>(B) What is owed</b>								
(a) Financial Liabilities								
(i) Borrowings	-	-	-	-	2,350.92	2,176.78	2,015.54	1,866.24
(ii) Lease Liabilities	153.79	156.35	-	-	-	-	-	-
(iii) Other Financial Liabilities	296.51	283.71	232.75	88.45	82.27	65.83	63.15	38.44
(b) Provisions	2,112.98	1,535.59	1,732.65	1,777.15	1,026.30	1,146.70	683.04	690.84
(c) Deferred Tax Liabilities	-	-	-	-	-	-	-	-
(d) Other Non-Current Liabilities	149.82	474.31	3.62	5.01	5.70	4.88	0.96	-
<b>Total Non-Current Liabilities (B)</b>	<b>2,713.10</b>	<b>2,449.96</b>	<b>1,969.02</b>	<b>1,870.61</b>	<b>3,465.19</b>	<b>3,394.19</b>	<b>2,762.69</b>	<b>2,595.52</b>
<b>Equity</b>								
1. Equity Share capital	4,657.00	4,657.00	4,657.00	4,657.00	2,118.00	2,118.00	2,118.00	2,118.00
2. Equity Portion of Preference Share Capital	-	-	-	-	1,057.52	1,057.52	1,057.52	1,057.52
2. Other Equity	-872.87	-1,383.23	-1,568.19	-359.34	-2,123.20	-2,546.82	-1,249.40	-1,113.61
<b>Total Equity</b>	<b>3,784.13</b>	<b>3,273.77</b>	<b>3,088.81</b>	<b>4,297.66</b>	<b>1,052.32</b>	<b>628.70</b>	<b>1,926.12</b>	<b>2,061.91</b>
<b>TOTAL (A+B)</b>	<b>6,497.23</b>	<b>5,723.73</b>	<b>5,057.83</b>	<b>6,168.27</b>	<b>4,517.51</b>	<b>4,022.89</b>	<b>4,688.81</b>	<b>4,657.43</b>

# STATEMENT OF PROFIT AND LOSS

(BASED ON CONSOLIDATED ACCOUNTS OF AREAS/UNITS OF BCCL)

**OPERATIONAL STATISTICS**

(₹' Crore)  
(As per Ind AS)

Year Ended 31 <sup>st</sup> March	2022-23	2021-22	2020-21	2019-20	2018-19	2017-18	2016-17	2015-16 (Restated)
<b>(A) Earned from:</b>								
1. Gross Sales	16,337.56	12,867.34	8,521.62	12,224.47	12,899.98	10,493.56	11,505.53	11,001.01
Less: Levies	4,004.22	3,421.76	2,371.81	3,256.91	3,522.30	3,193.77	2,883.17	1,936.13
Net Sales	12,333.34	9,445.58	6,149.81	8,967.56	9,377.68	7,299.79	8,622.36	9,064.88
<b>2. Other operating revenue</b>								
(a) Evacuation facilitating charges	214.40	185.50	112.86	143.28	167.95	51.19	-	-
(b) Assistance for sand stowing & protective works	-	-	-	-	-0.82	0.43	2.03	3.74
(c) Recovery of transportation & loading cost	733.19	496.78	304.62	315.17	330.07	252.66	225.36	230.87
Revenue from operations(1+2)	947.59	682.28	417.48	458.45	497.20	304.28	227.39	234.61
3. Other income	13,280.93	10,127.86	6,567.29	9,426.01	9,874.88	7,604.07	8,849.75	9,299.49
(a) Interest on deposits etc.	59.08	22.56	56.87	159.24	153.18	137.78	140.47	181.91
(b) Other non-operating income	358.24	429.41	125.41	603.38	194.07	310.31	174.74	84.05
(c) Interest on Dividend from Mutual Fund	-	-	-	4.13	25.63	6.71	7.17	3.32
<b>Total (A)</b>	13,698.25	10,579.83	6,749.57	10,192.76	10,247.76	8,058.87	9,172.13	9,568.77
<b>(B) Paid to/provided for:</b>								
1. Employees benefits & remuneration (a+b+c+d+e)	7,358.12	5,788.32	5,565.72	5,761.35	5,866.95	6,417.58	5,143.94	4,602.90
(a) Salary, wages, Allowances, Bonus etc.	5,670.31	4,504.03	4,164.10	4,155.12	4,183.93	4,338.09	3,361.17	3,343.58
(b) Contribution to P.F & other funds	739.70	662.94	667.47	647.57	784.26	495.60	394.74	394.13
(c) Gratuity	210.39	191.66	226.72	240.04	390.23	1,264.19	191.89	157.35
(d) Leave Encashment	388.90	100.68	86.09	220.24	163.61	40.21	223.92	101.78
(e) Others	348.82	329.01	421.34	498.38	344.92	279.49	972.22	606.06
2. (Accretion)/Decretion in stock	-23.53	229.13	-463.45	79.48	258.35	134.00	-397.74	-76.13
3. Excise Duty	-	-	-	-	-	148.11	582.58	572.40
4. CSR expenses	13.36	2.99	6.12	6.01	1.43	2.74	11.45	50.67
5. Cost of materials consumed	989.82	634.63	475.09	397.15	517.78	499.84	559.81	591.20
6. Power & fuel	239.88	244.10	225.42	233.72	232.18	283.54	294.51	320.70
7. Repairs	117.11	144.64	138.76	201.49	224.49	250.82	277.84	239.46
8. Contractual expenses	2,391.35	1,962.11	1,476.37	1,211.50	1,312.57	1,292.86	1,491.93	1,532.69
9. Finance cost	55.69	77.75	121.69	221.83	200.66	189.84	173.50	163.17
10. Depreciation/amortisation/impairment	304.11	315.48	208.79	197.53	248.52	276.03	262.80	221.38
11. Provisions	18.26	36.57	29.16	186.65	38.92	169.15	251.31	38.98
12. Write off	-	-	-	1.07	0.85	-	6.04	137.72
13. Stripping Activity Adjustment	701.30	88.44	-193.17	49.72	100.64	-148.41	-121.95	-150.39
14. Other expenses	1,029.90	864.36	736.13	654.14	687.37	668.02	899.19	718.34
<b>Total (B)</b>	13,195.37	10,388.52	8,326.63	9,201.64	9,690.71	10,184.12	9,435.21	8,963.09



(₹' Crore)  
(As per Ind AS)

Year Ended 31 <sup>st</sup> March	2022-23	2021-22	2020-21	2019-20	2018-19	2017-18	2016-17	2015-16 (Restated)
<b>Profit/Loss before tax (A-B)</b>	502.88	191.31	-1,577.06	991.12	557.05	-2,125.25	-263.08	605.68
Tax expenses	-142.13	79.69	-374.58	72.44	268.28	-734.03	-93.10	-3.39
<b>Profit/Loss for the period (C)</b>	645.01	111.62	-1,202.48	918.68	288.77	-1,391.22	-169.98	609.07
Other Comprehensive Income	-179.94	98.01	-8.51	-308.64	134.85	135.74	32.88	65.38
Tax on OCI	-45.29	24.67	-2.14	-96.30	-	41.94	11.38	22.62
<b>Total Other Comprehensive Income(D)</b>	-134.65	73.34	-6.37	-212.34	134.85	93.80	21.50	42.76
<b>Total Comprehensive Income(C+D)</b>	510.36	184.96	-1,208.85	706.34	423.62	-1,297.42	-148.48	651.83
<b>(A) Related to Assets &amp; Liabilities</b>								
1. (i) No. of equity shares	4,65,70,000	4,65,70,000	4,65,70,000	4,65,70,000	2,11,80,000	2,11,80,000	2,11,80,000	2,11,80,000
(ii) Shareholder's Fund								
a) Equity Share Capital	4,657.00	4,657.00	4,657.00	4,657.00	2,118.00	2,118.00	2,118.00	2,118.00
b) Equity Portion of Preference Share Capital	-	-	-	-	1,057.52	1,057.52	1,057.52	1,057.52
c) General Reserve	140.99	140.99	140.99	140.99	140.99	140.99	140.99	140.99
d) Retained Earnings	-1,026.75	-1,671.76	-1,783.38	-580.90	-1,499.58	-1,788.35	-397.13	-227.15
e) Other Comprehensive Income	12.89	147.54	74.20	80.57	292.91	158.06	64.26	42.76
Accumulated loss from last years	-1,530.77	-1,642.39	-439.91	-1,358.59	-1,647.36	-256.14	-86.16	-695.23
Accumulated Profit/(Loss) as on 31 <sup>st</sup> March	-885.76	-1,530.77	-1,642.39	-439.91	-1,358.59	-1,647.36	-256.14	-86.16
Net Worth plus OCI	3,771.24	3,126.23	3,014.61	4,217.09	1,816.93	1,528.16	2,919.38	3,089.36
2. Long Term Borrowing	-	-	-	-	2,350.92	2,176.78	2,015.54	1,866.24
3. Capital Employed	3,755.56	3,126.23	5,066.69	4,800.16	4,167.85	3,704.94	4,934.92	4,955.60
4. (i) Net Fixed Assets	2,904.18	2,331.73	1,884.86	1,420.33	1,433.87	1,356.82	1,516.96	1,684.03
(ii) Current Assets	6,559.19	5,377.01	6,878.62	6,811.71	5,743.56	5,367.53	6,485.01	6,117.20
(iii) Net Current Assets (W/C)	-260.34	-65.23	-492.06	603.58	-452.51	-587.13	1,192.40	1,576.13
5. Current Liabilities	6,819.53	5,442.24	7,370.68	6,208.13	6,196.07	5,954.66	5,292.61	4,541.07
6. a) Sundry Debtors (Net)	1,251.15	1,037.01	3,004.80	2,414.72	613.72	1,459.92	2,636.38	2,637.66
b) Cash & Cash Equivalents	586.62	617.33	48.67	34.30	86.49	192.89	37.87	569.69
c) Other Bank Balances	567.58	7.24	126.99	1,423.31	2,015.02	900.00	1,283.69	1,107.73
7. Closing Stock of:								
a) Stores & Spares(Net)	85.05	73.05	54.97	63.11	58.05	53.69	53.07	50.05
b) Coal, Coke etc.(Net)	934.46	898.10	1,126.84	630.50	709.83	968.47	1,226.98	828.60
8. Average stock of stores & spares(Net)	79.05	64.01	59.04	60.58	55.87	53.38	51.56	52.01
<b>(B) Related to Profit/Loss</b>								
1. a) Gross Margin (EBITDA)	862.68	584.54	-1,246.58	1,410.48	1,006.23	-1,659.38	173.22	990.23
b) Gross Profit	2,208.18	1,124.93	-850.62	1,541.32	1,462.56	-1,422.68	896.88	1,516.27
c) Net Profit (before tax)	502.88	191.31	-1,577.06	991.12	557.05	-2,125.25	-263.08	605.68
d) Net Profit (after tax)	645.01	111.62	-1,202.48	918.68	288.77	-1,391.22	-169.98	609.07
e) TCI (before tax)	322.94	289.32	-1,585.57	682.48	691.90	-1,989.51	-230.20	671.06
f) TCI (after tax)	510.36	184.96	-1,208.85	706.34	423.62	-1,297.42	-148.48	651.83

(₹' Crore)  
(As per Ind AS)

Year Ended 31 <sup>st</sup> March	2022-23	2021-22	2020-21	2019-20	2018-19	2017-18	2016-17	2015-16 (Restated)
2. a) Gross Sales	16,337.56	12,867.34	8,521.62	12,224.47	12,899.98	10,493.56	11,505.53	11,001.01
b) Net Sales( after levies)	12,333.34	9,445.58	6,149.81	8,967.56	9,377.68	7,299.79	8,622.36	9,064.88
c) Sale value of Production	12,309.81	9,674.71	5,686.36	9,047.04	9,636.03	7,433.79	8,224.62	8,988.75
3. Cost of Goods sold	11,072.75	9,002.93	7,417.91	7,884.69	8,412.32	9,026.75	7,952.87	7,783.22
4. a) Total Expenditures	13,195.37	10,388.52	8,326.63	9,201.64	9,690.71	10,184.12	9,435.21	8,963.09
b) Salary & Wages	7,358.12	5,788.32	5,565.72	5,761.35	5,866.95	6,417.58	5,143.94	4,602.90
c) Materials Consumed	989.82	634.63	475.09	397.15	517.78	499.84	559.81	591.20
d) Power & Fuel	239.88	244.10	225.42	233.72	232.18	283.54	294.51	320.70
e) Finance Cost & Depreciations	359.80	393.23	330.48	419.36	449.18	465.87	436.30	384.55
5. Average consumption of Stores per month	82.49	52.89	39.59	33.10	43.15	41.65	46.65	49.27
6. Average Manpower employed during the year	37,976.00	40,032.00	42,287.00	44,722.00	47,383.00	49,947.00	52,409.00	54,861.00
<b>(A) PROFITABILITY RATIO</b>								
1) As % of Net Sales								
a) Gross Margin	6.99	6.19	-20.27	15.73	10.73	-22.73	2.01	10.92
b) Gross Profit	17.90	11.91	-13.83	17.19	15.60	-19.49	10.40	16.73
c) Net Profit	4.08	2.03	-25.64	11.05	5.94	-29.11	-3.05	6.68
2) As % of Total Expenditure								
a) Salary & Wages	55.76	55.72	66.84	62.61	60.54	63.02	54.52	51.35
b) Materials Consumption	7.50	6.11	5.71	4.32	5.34	4.91	5.93	6.60
c) Power & Fuel	1.82	2.35	2.71	2.54	2.40	2.78	3.12	3.58
d) Finance Cost & Depreciation	2.73	3.79	3.97	4.56	4.64	4.57	4.62	4.29
3) As % of Capital Employed								
a) Gross Margin	22.97	18.70	-24.60	29.38	24.14	-44.79	3.51	19.98
b) Gross Profit	58.80	35.98	-16.79	32.11	35.09	-38.40	18.17	30.60
c) Profit before Tax	13.39	6.12	-31.13	20.65	13.37	-57.36	-5.33	12.22
4) Operating Ratio	0.90	0.95	1.21	0.88	0.90	1.24	0.92	0.86
<b>(B) LIQUIDITY RATIOS</b>								
1) Current Ratio	0.96	0.99	0.93	1.10	0.93	0.90	1.23	1.35
2) Quick Ratio	0.81	0.81	0.77	0.98	0.80	0.73	0.98	1.15
<b>(C) TURNOVER RATIOS</b>								
1) Capital Turnover Ratio	3.26	2.89	1.99	2.09	8.91	11.61	4.48	4.40
2) Sundry Debtors(net) as no. of months								
a) Gross sales	0.92	0.97	4.23	2.37	0.57	1.67	2.75	2.88
b) Net Sales	1.22	1.32	5.86	3.23	0.79	2.40	3.67	3.49
3) As Ratio of Net Sales								
a) Sundry Debtors	0.10	0.11	0.49	0.27	0.07	0.20	0.31	0.29
b) Coal Stocks	0.08	0.10	0.18	0.07	0.08	0.13	0.14	0.09
4) Stock of Stores & Spares								
a) Avg.Stock/Annual Consumption	0.08	0.10	0.12	0.15	0.11	0.11	0.09	0.09
b) Cl. Stocks in terms of no of months consumption	1.03	1.38	1.39	1.91	1.35	1.29	1.14	1.02
5) Stock of Coal,Coke, W/Coal etc.								
a) As no of months value of production	0.91	1.11	2.38	0.84	0.88	1.56	1.79	1.11
b) As no of months cost of goods sold	1.01	1.20	1.82	0.96	1.01	1.29	1.85	1.28
c) As no of months Net Sales	0.91	1.14	2.20	0.84	0.91	1.59	1.71	1.10
<b>(D) STRUCTURAL RATIOS</b>								
a) Debt : Equity	-	-	-	-	1.11	1.03	0.95	0.88
b) Debt : Net Worth	-	-	-	-	1.29	1.42	0.69	0.60
c) Net Worth : Equity	0.81	0.67	0.65	0.91	0.86	0.72	1.38	1.46
d) Net Fixed Assets : Net Worth	0.77	0.75	0.63	0.34	0.79	0.89	0.52	0.55

# FINANCIAL POSITION

**(BASED ON CONSOLIDATED ACCOUNTS OF AREAS/UNITS OF BCCL)**

**OPERATIONAL STATISTICS**

(₹' Crore)

Year Ended 31 <sup>st</sup> March	2014-15	2013-14
<b>(A) What is owned</b>		
Gross Fixed Assets	4919.78	4796.21
Less: Depreciation & Impairment	3599.27	3414.62
<b>(1) Net Fixed Assets</b>	<b>1320.51</b>	<b>1381.59</b>
(2) Capital Work-in-progress	768.71	503.85
(3) Deffered tax asset	113.91	-
(4) Non-current investment	-	13.85
(5) Long term loans & advances	134.15	56.50
(6) Other non-current Assets	114.43	-
(7) Current Assets		
(i) (a) Inventory of coal, coke etc.	754.53	618.75
(b) Inventory of Stores & spares etc.	53.97	63.68
(c ) Other inventories	7.21	6.24
(ii) Trade receivables	1600.60	1570.15
(iii) Cash & bank balances	2578.34	2287.72
(iv) Current Investment	13.86	13.86
(v) Short term loans & advances	878.00	810.72
(vi) Other current assets	314.48	375.43
<b>Total Current Assets (7)</b>	<b>6200.99</b>	<b>5746.55</b>
(8) Less Current Liabilities & provisions		
(a) Short term borrowing	649.64	481.59
(b) Trade payables	80.79	65.57
(c ) other current liabilities	2371.67	2452.9
(d) Short term provisions	1722.76	1461.26
<b>Total Current Liabilities (8)</b>	<b>4824.86</b>	<b>4461.32</b>
<b>Net Current Assets(7-8)</b>	<b>1376.13</b>	<b>1285.23</b>
<b>TOTAL (A)</b>	<b>3827.84</b>	<b>3241.02</b>
<b>(B) What is owed</b>		
(1) Long term borrowing	-	-
(2) Deffered tax liability		
(3) Other long term liabilities	10.55	8.98
(4) Long term provisions	687.59	966.72
<b>TOTAL (B)</b>	<b>698.14</b>	<b>975.70</b>



**OPERATIONAL STATISTICS**

(₹' Crore)

<b>Year Ended 31<sup>st</sup> March</b>	<b>2014-15</b>	<b>2013-14</b>
<b>Net worth (A-B)</b>	<b>3129.70</b>	<b>2265.32</b>
Represented by		
1. Equity capital	2118.00	2118.00
2. Preference Share Capital	2539.00	2539.00
2. Reserve & surplus	(1527.30)	(2391.68)
<b>NET WORTH</b>	<b>3129.70</b>	<b>2265.32</b>
<b>CAPITAL EMPLOYED</b>	<b>3129.70</b>	<b>2265.32</b>

# STATEMENT OF PROFIT AND LOSS

**(BASED ON CONSOLIDATED ACCOUNTS OF AREAS/UNITS OF BCCL)**

**OPERATIONAL STATISTICS**

(₹' Crore)

Year Ended 31 <sup>st</sup> March	2014-15	2013-14
<b>(A) Earned from:</b>		
1. Gross Sales	9947.01	10099.92
Less: Levies (Excise duty & other levies.)	1905.28	1811.93
Net Sales	8041.73	8287.99
2. Other operating revenue		
(c) Assistance for sand stowing & protective works	2.38	3.86
(d) Recovery of transportation & loading cost	215.93	183.46
	<b>218.31</b>	<b>187.32</b>
Revenue from operations(1+2)	<b>8260.04</b>	<b>8475.31</b>
3. Other income		
(a) Interest on deposits etc.	233.62	223.46
(b) Interest on RBI Power Bond	2.06	3.24
(c) Assistance for sand stowing & protective works	-	-
(d) Recovery of transportation & loading cost	-	-
(e) Other non-operating income	113.12	592.79
(f) Interest on Dividend from Mutual Fund	-	-
<b>Total (A)</b>	<b>8608.84</b>	<b>9294.80</b>
<b>(B) Paid to/provided for:</b>		
1. Employees benefits & remuneration (a+b+c+d+e)	<b>4593.93</b>	<b>4410.83</b>
(a) Salary,wages, Allowances, Bonus etc.	3311.12	3271.73
(b) Contribution to P.F & other funds	383.31	380.72
(c) Gratuity	165.28	115.36
(d) Leave Encashment	138.42	112.76
(e) Others	595.80	530.26
2. Accretion/Decretion in stock	(136.48)	138.25
3. Welfare expenses	0.00	0.00
4. CSR expenses	14.33	20.00
5. Cost of materials consumed	580.15	564.08
6. Power & fuel	319.45	312.03
7. Repairs	195.71	173.30
8. Contractual expenses	1031.48	815.27

(₹' Crore)

Year Ended 31 <sup>st</sup> March	2014-15	2013-14
9. Finance cost	3.42	30.22
10. Depreciation/amortisation/impairment	212.98	261.14
11. Provisions & write off	78.75	30.03
12. OBR Adjustment	(25.03)	(99.03)
13. Other expenses	585.93	553.17
14. Prior period Adjustment/Exceptional items/Extraordinary items	0.00	(3.50)
<b>Total (B)</b>	<b>7454.62</b>	<b>7205.79</b>
<b>Profit/Loss for the year (A-B)</b>	<b>1154.22</b>	<b>2089.01</b>
Tax expenses	391.08	374.66
<b>Net Profit</b>	<b>763.14</b>	<b>1714.35</b>
Accumulated loss from last years	(2290.44)	(4106.03)
Cumulative profit/loss transferred to Balance Sheet	(1527.30)	(2391.68)
<b>*Accumulated loss from last year in 2014-15 is after adjustment of Deferred tax and depreciation of ₹140.99 Cr and (-)39.75 Cr respectively</b>		
<b>(A) Related to Assets &amp; Liabilities</b>		
1. (i) No. of equity shares	21180000	21180000
(ii) No. of preference shares	25390000	25390000
(iii) Shareholder's Fund		
a) Equity Share Capital	2,118.00	2,118.00
b) Preference Share Capital	2,539.00	2,539.00
c) Reserve	0.00	0.00
d) Accumulated Profit/Loss	(1527.30)	(2391.68)
Net Worth	3,129.70	2,265.32
2. Long Term Borrowing	0.00	0.00
3. Capital Employed	3129.70	2265.32
4. (i) Net Fixed Assets	1320.51	1381.59
(ii) Current Assets	6200.99	5746.55
(iii) Net Current Assets (W/C)	1376.13	1285.23
5. Current Liabilities	4824.86	4461.32
6. a) Sundry Debtors (Net)	1600.60	1570.15
b) Cash & Bank	2578.34	2287.72

(₹' Crore)

Year Ended 31 <sup>st</sup> March	2014-15	2013-14
7. Closing Stock of:		
a) Stores & Spares(Net)	53.97	63.68
b) Coal, Coke etc.(Net)	754.53	618.75
8. Average stock of stores & spares(Net)	58.83	68.85
<b>(B) Related to Profit/Loss</b>		
1. a) Gross Margin(PBDIT)	1370.62	2380.37
b) Gross Profit	1157.64	2119.23
c) Net Profit (before tax)	1154.22	2089.01
d) Net Profit (after tax)	763.14	1714.35
2. a) Gross Sales	9947.01	10099.92
b) Net Sales( after levies)	8041.73	8287.99
c) Sale value of Production	7905.25	8426.24
3. Cost of Goods sold(Sales-Profit)	6887.51	6198.98
4. a) Total Expenditures	7454.62	7205.79
b) Salary & Wages	4593.93	4410.83
c) Stores & Spares	580.15	564.08
d) Power & Fuel	319.45	312.03
e) Finance Cost & Depreciations	216.40	291.36
5. Average consumption of Stores per month	48.35	47.01
6. a) Average Manpower employed during the year	58875	60329
b) Social overheads (incl.LTC/LLTC)	0.00	0.00
c) S/Overhead Expnd.per employee		
7. a) Value added		
b) Value added per employee		
<b>(A) PROFITABILITY RATIO</b>		
1) As % of Net Sales		
a) Gross Margin	17.04	28.72
b) Gross Profit	14.40	25.57
c) Net Profit	14.35	25.21
2) As % of Total Expenditure		
a) Salary & Wages	61.63	61.21
b) Stores & Spares	7.78	7.83
c) Power & Fuel	4.29	4.33
d) Finance Cost & Depreciations	2.90	4.04

(₹' Crore)

Year Ended 31 <sup>st</sup> March	2014-15	2013-14
3) As % of Capital Employed		
a) Gross Margin	43.79	105.08
b) Gross Profit	36.99	93.55
c) Profit before Tax	36.88	92.22
4) Operating Ratio(Sales-Profit/Sales)	0.86	0.75
<b>(B) LIQUIDITY RATIOS</b>		
1) Current Ratio	1.29	1.29
2) Quick Ratio	1.12	1.13
<b>(C) TURNOVER RATIOS</b>		
1) Capital Turnover Ratio(Net Sale/Cap.Employed)	2.57	3.66
2) Sundry Debtors(net) as no. of months		
a) Gross sales	1.93	1.87
b) Net Sales	2.39	2.27
3) As Ratio of Net Sales		
a) Sundry Debtors	0.20	0.19
b) Coal Stocks	0.09	0.07
4) Stock of Stores & Spares		
a) Avg.Stock/Annual Consumption	0.10	0.12
b) Cl. Stocks in terms of no of months consumption	1.12	1.35
5) Stock of Coal,Coke, W/Coal etc.		
a) As no of months value of production	1.15	0.88
b) As no of months cost of goods sold	1.31	1.20
c) As no of months Net Sales	1.13	0.90
<b>(D) STRUCTURAL RATIOS</b>		
a) Debt : Equity	-	-
b) Debt : Net Worth	-	-
c) Net Worth : Equity	1.48	1.07
d) Net Fixed Assets : Net Worth	0.42	0.61



# DIRECTOR'S REPORT

To,  
The Shareholders,  
Bharat Coking Coal Limited,  
Dhanbad.

Dear Members,

Your Board of Directors have pleasure in presenting the 52nd Annual Report of the company for the year ended 31<sup>st</sup> March, 2023. The Company has earned a Net Profit of ₹645.01 crore in the current year against a Net Profit of ₹111.62 crore in 2021-22. The Audited Statement of Accounts, Auditors' Report thereof, the comments of Comptroller & Auditor General of India (CAG) and the Secretarial Audit Report are annexed to this Report.

## 1.0. OVERVIEW OF PERFORMANCE DURING 2022-23

### 1.1. Raw Coal Production, Productivity & offtake Performance of BCCL during 2022-23 vis-à-vis 2021-22.

Sl. No.	Particulars	Unit	2022 -23			2021 -22	Growth over last year	
			Target	Actual	Achieved (%)	Actual	Absolute	(%)
i)	Raw Coal (According to type of Mine)							
	UG	M. Te.	1.0	0.686	68.57	0.81	-0.12	-14.88%
	OC	M. Te.	31.0	35.493	114.49	29.71	5.79	19.48%
	Total	M. Te.	32.0	36.179	113.06	30.51	5.67	18.58%
ii)	According to type of Coal							
	Coking coal	M. Te.	29.925	33.716	112.67	29.04	4.67	16.10%
	Non -coking coal	M. Te.	2.075	2.463	118.70	1.47	0.99	67.55%
	Total	M. Te.	32.0	36.179	113.06	30.51	5.67	18.58%
iii)	OB Removal (Excl. R/H)	M. CuM.	130.00	114.109	87.776	105.37	9.10	8.64%
iv)	Productivity (OMS)							
	UG	Te.	0.27	0.19	69.84	0.24	-0.02	-8.33%
	OC	Te.	6.49	8.72	134.43	7.53	1.08	14.37%
	Overall	Te.	3.78	4.75	125.50	4.16	0.79	18.99%
v)	Offtake of Coal	M. Te.	32.00	35.53	111.03	32.25	3.28	10.16%

### 1.2. SUPPLY OF WASHED & DIRECT FEED COAL

Supply of Washed & direct feed coal to the steel sector was 14.22 lakh tonnes in 2022-23 against 11.72 lakh tonnes in 2021-22. This represents a growth of (+) 21.30 lakh tonnes over the last year. The raw coal feed to washery has increased to more than 44.20 LT which is the highest in last 17 years.

**1.3. WASHED COAL & WASHED POWER COAL PRODUCTION**

(In million tonnes)

Type	2022 -23		2021 -22		2020 -21	
	Target	Actual	Target	Actual	Target	Actual
Production						
Washed Coal ( C )	1.862	1.435	1.691	1.209	0.684	0.750
Washed Power Coal	3.855	2.485	3.246	1.817	1.021	1.507
<b>Total</b>	<b>5.717</b>	<b>3.920</b>	<b>4.937</b>	<b>3.026</b>	<b>1.705</b>	<b>2.257</b>

**2. MANAGEMENT:**

a) The affairs of the Company during the period from 01.04.2022 to 31.03.2023 have been managed by the following members of the Board:-

1.	Shri Samiran Dutta Chairman-cum-Mg. Director	:	From 28.12.2021	;	Continuing
2.	Shri B. Veera Reddy, Director(Technical), CIL	:	From 24.02.2022	to	To 23.08.2023
3.	Shri Debasish Nanda, Director (Business Development)), CIL	:	From 23.08.2022	;	Continuing
4.	Shri Anandji Prasad, Project Adviser(MoC )	:	From 03.01.2022	;	Continuing
5.	Shri Samiran Dutta, Director (Finance)	:	From 18.07.2019	;	with additional charge of Director (Finance) w.e.f. 29.12.2021
6.	Shri PVKR Mallikarjuna Rao, Director	:	From 01.06.2020	to	31.07.2022
7.	Shri Samiran Dutta, Director (Personnel)	:	From 01.08.2022	to	31.10.2022 (with additional charge of Director Personnel)
8.	Shri Harsh Nath Mishra, Director	:	From 01.11.2022	to	23.02.2023
9.	Shri Sanjay Kumar Singh, Director	:	From 05.02.2022	;	Continuing
10.	Shri Uday A Kaole, Director	:	From 22.08.2022	;	Continuing
11.	Shri Murlikrishna Ramaiah, Director	:	From 23.02.2023	;	Continuing
12.	Shri Narendra Singh, Independent Director	:	From 10.07.2019	to	09.07.2022
13.	Smt. Shashi Singh, Independent Director	:	From 01.11.2021	;	Continuing
14.	Shri Alok Kumar Agrawal, Independent Director	:	From 01.11.2021	;	Continuing
15.	Shri Satyabrata Panda, Independent Director	:	From 01.11.2021	;	Continuing
16.	Shri Ram Kumar Roy, Independent Director	:	From 31.12.2021	;	Continuing

b) Eleven (11) numbers of Board Meetings were held during the year 2022-23

### 3. AVAILABILITY & UTILISATION OF HEMM W.R.T SHIFT HOURS:

Equipment	Population as on 31.3.23 (Total)	Population as on 31.3.22 (Total)	CMPDI Norms (%)		W.R.T. Shift Hours				% Variation	
					2022-23 (%)		2021-22 (%)			
			AV(%)	UT(%)	AV(%)	UT(%)	AV(%)	UT(%)	AV	UT
Dragline	1	1	85	73	51.1	38.4	72.1	44.1	-29.2	-12.9
Shovel	90	101	80	58	80.8	47.3	75.2	42.4	7.4	11.4
Dumper	318	335	67	50	78.6	25.6	74.2	27.1	5.9	-5.7
Dozer	95	96	70	45	71.5	14.7	69.1	14.2	3.5	3.2
Drill	80	77	78	40	69.4	24.4	73.5	26.8	-5.6	-9.1

### 4. HOLDING COMPANY-CIL

The Company continues to be subsidiary of Coal India Limited

### 5. CONSTRAINTS

The major constraints which affected the performance of BCCL during the year in terms of loss of coal production:

#### a) Loss of Coal Production

(Fig. in Lakh Te.)

S. No.	Causes	2022-23	2021-22
(i)	Power Failure	There is no loss on this account	
(ii)	Absenteeism		
(iii)	Rain / Drowning		
(iv)	Mechanical Break down		
(v)	I.R.		
(vi)	Lag in Stowing		
(vii)	N.A. of Land / Land dispute etc.		
(viii)	Fire		
(ix)	Geo- mining disturbance / Roof Trouble		
(x)	DGMS Restrictions		
(xi)	Other		
	<b>Total</b>		

#### b) Loss of Washed Coal Production

(Fig. in Lakh Te.)

S. No.	Causes	2022-23	2021-22
(i)	Power Failure	1.30	0.058
(ii)	Elec. & Mechanical Break down	4.19	0.299
(iii)	Raw Coal Shortage	2.23	4.259
(iv)	CC Bunkerfull	0.07	0.032
(v)	Rain & Drowning	0.00	0.000
(vi)	Operational Trouble	9.56	0.442
(vii)	Maint. Held up	0.77	0.102
(viii)	Media Short	0.00	0.000
(ix)	Others	2.19	0.563
	<b>Total</b>	<b>20.31</b>	<b>5.754</b>

## 6. STATUS OF POWER SUPPLY

### 6.1. Power Availability

Sl.No	Average Power Requirement (MVA)	Average Availability (MVA)	Interruption Hours (Duration)
2022-23	177.75	172.59	1200.00
2021-22	177.75	176.03	1449.00

### 6.2 OPERATION OF CAPTIVE SETS TO SUPPLEMENT POWER AVAILABILITY

The details of energy generated during 2022-23 by various captive DG station compared to previous year noted below :

Captive DG Sets	Installed Capacity (MVA)	2022-23		2021-22	
		Energy Generated (KWH)	Running Hrs	Energy Generated (KWH)	Running Hrs
Moonidih	2×1.1+4.4	5805	19.17	2470.50	12.84
<b>Total</b>		<b>5805</b>	<b>19.17</b>	<b>2470.50</b>	<b>12.84</b>

### 6.3 FURTHER STEPS TO SUPPLEMENT POWER AVAILABILITY

#### (a) CPP Moonidih(2×10MW):

CPP Moonidih was installed for utilization of washery rejects, meeting the emergent need of power in Moonidih (a three degree mine) & providing uninterrupted supply. The project was approved by Govt. of India in October, 1986. The plant was finally commissioned in 1995 & put in commercial operation with the help of departmental manpower in Nov, 1996 & was operated till 2003.

Thereafter the plant was leased out to M/S OSD Coke (Consortium) Private Limited on 18.03.2010 and started generation of power from April'2011. However due to some dispute in pricing related to fuel supply & power tariff, the lessee stopped generation of power from 15.04.2014.

Currently BCCL is evaluating the same for considering under monetization plan.

## 7. FINANCE

### 7.1. Capital Structure

<b>Authorised Share Capital</b>	(₹' Crore)
5,10,00,000 Equity Shares of ₹1000/- each	5,100.00
<b>Total</b>	<b>5,100.00</b>
<b>Subscribed &amp; Paid up Share Capital</b>	
20330126 Equity Shares of ₹1000/- each fully paid up in cash	2,033.01
26239874 Equity Shares of ₹1000/- each allotted as fully paid up for consideration received other than cash	2,623.99
<b>Total</b>	<b>4,657.00</b>

## 7.2. Financial Result

During the year under review, the Company earned Net Profit/(Loss) of ₹ 645.01 crore as compared to ₹111.62 crore during the previous year. Details are as under:

(₹' Crore)

Particulars	2022-23	2021-22
Profit(+)/Loss(-) before Depreciation & impairment, Interest, Tax & Amortisation (EBIDTA)	862.68	584.54
Less: Depreciation and Impairment	304.11	315.48
Profit before Interest, Tax & Amortisation	558.57	269.06
Less: Interest	55.69	77.75
Profit Before Tax (PBT)	502.88	191.31
Less: Tax Expense	-142.13	79.69
<b>Profit for the period (PAT)</b>	<b>645.01</b>	<b>111.62</b>
<b>Total Comprehensive Income</b>	<b>510.36</b>	<b>184.96</b>

## 7.3. Capital Expenditure (CAPEX)

(₹' Crore)

Particulars	Budget	Actual
F. Y. 2022-23	1000.00	986.50
F. Y. 2021-22	850.00	855.06

including surveyed off assets

## 7.4 Status of MoU (2022-23) parameters on CAPEX in BCCL.

SI. No. of MoU	Name of Parameter	Weighted	Target 2022-23 (₹'crore)	Achievement (₹'crore)
3.	Capex	14	900	986.50

## 7.5. Payment to Exchequer during FY 2022-23, 2021-22 & 2020-21

Particulars	2022-23				2021-22	2020-21
	West Bengal	Jharkhand	Central Exc	Total	Total	Total
Royalty on coal	0	1413.76	-	1413.76	1163.15	911.48
DMFT	0	400.83	-	400.83	361.12	268.15
NMET	0	0	27.74	27.74	21.23	17.90
Cess on Coal	33.06	0	-	33.06	3.42	53.92
Covid Cess	0	34.86	-	34.86	38.31	12.73
Forest Transit fees	0	13.01	-	13.01	15.12	3.37
Sales Tax/VAT	0	0	-	0	-	1.66
Central Sales Tax	0	0	-	0	-	3.20
Central Excise Duty	0	0	-	0	0.91	0.00
Bazar Tax (MADA)	0	42.55	-	42.55	51.61	59.96
Professional Tax	0.1	4.04	-	4.14	5.90	8.44
CGST	0	0	227.25	227.25	164.66	138.67

Particulars	2022-23				2021-22	2020-21
	West Bengal	Jharkhand	Central Exc	Total	Total	Total
SGST	0.05	227.20	-	227.25	164.66	138.67
IGST	0	0	11.71	11.71	3.41	15.27
GST Compensation cess	0	0	1306.78	1306.78	1290.69	900.14
Clean energy Cess	0	0	0	0	12.39	0.00
	<b>Total</b>			<b>3742.94</b>	<b>3296.59</b>	<b>2533.56</b>

## 8. TELE COMMUNICATION & IT (Initiative)

### 1. IT Initiative

- i. MPLS-VPN links for data connectivity & ERP implementation have been provided at different locations of BCCL like road weighbridges, Biometric Attendance points, project offices etc.
- ii. First phase deployment of Biometric attendance system has been done at Barora, Bloc-II, Kusunda, PB, Bastacola & HQ. The said attendance system is also integrated with SAP for eliminating manual intervention in salary preparation.
- iii. Key-Telephone exchange have been installed & working for the use of Functional Directors along with all HoDs of Koyla Bhawan.
- iv. LAN Network has been built at Central hospital Dhanbad and at Baghmara Hospital, Barora Area for Hospital Management System.
- v. Procurement of 400 nos. of GPS devices for deployment at different areas for vehicle tracking system have been completed.
- vi. Internet Connectivity has been provided at all required locations like new road weighbridges, project offices, workshop etc. for carrying out internet related activities.

## 9. RISK MANAGEMENT:

The Risk Management Policy is in voke in the company. The Risk Management Committee is re-constituted with the induction of new members from time to time and the current composition of the committee is as under:

1. Shri Satyabrata Panda, Independent Director, BCCL, Chairman
2. Shri Sanjay Kumar Singh, Director (Tech.) OP , Member
3. Shri Uday A Kaole, Director (Tech.) P&P, Member
4. Shri Murlikrishna Ramaiah, Director (Personnel), Member

Various Risks That Matters (RTM) has been identified. A Risk Management team headed by Chief Risk Officer (CRO) in consultation with HoDs and under the guidance of the Risk Management Committee has implemented the governance process envisaged in the Risk Management Fraemwork along with regular & continuous monitoring of Risks That Matters (RTMs) BCCL.

## 10. COMPUTER & SYSTEM

### INTRODUCTION OF SAP (SYSTEM ANALYSIS PROGRAMME)

- Coal India has implemented SAP based ERP solution across all the subsidiaries. Systems department in co-ordination with M/s Accenture, the System Integrator for SAP implementation in BCCL, has successfully implemented all the seven modules namely FICO,MM, PM, SD, PP, Project System and Human Capital Management.

- Some other measures to increase transparency have been introduced such as internal dispatch is being done on real time basis.
- The Diesel Dispensing Units of IOCL in BCCL have also been connected to SAP, recording real-time diesel consumption.
- Bank interface has been implemented.
- Hospital Management System has been implemented in BCCL automating the entire process starting from registration of patients, diagnosis and issue of medicines

## 11. GEOLOGICAL EXPLORATION AND DRILLING

### 11.1 Drilling and Installation of 23 nos. of Peizometric wells in BCCL command area:

BCCL has obtained environmental clearance of 16 clusters from MoEFCC and it is a statutory requirement to comply the specific conditions mentioned in the EC order. One such condition states: “Regular monitoring of ground water level and quality shall be carried out by establishing a network of existing wells and construction of new Peizometers.....”

On the basis of Report prepared by CMPDI on the said matter, Geology Department has taken up the work and successfully installed 23 Peizometric wells in BCCL command area within the stipulated time as per NIT. Details of established Peizometric wells are as below:

Sl. No.	Cluster	Name of Well	Drilled Depth (in m)	Location
1	I	PZ-1A	40	Inside the ‘DMS’ building near water tank situated north-west of Damoda Colliery office. Infront of old CISF quarters,
2		PZ-1B	115	
3	II	PZ-2A	87	Inside Old Sainik Transporter Office building, opposite to Kessargarh Primary School, Near Maheshpur SILO,
4		PZ-2B	77	
5	III	PZ-3A	172	Infront of dispensary building located 100 m north of Maheshpur Thana , Inside the premises of Kailudih Madhya Vidyalaya,
6		PZ-3B	30	
7		PZ-3C	124	
8	IV	PZ-4A	70	Inside Agent Bunglow Gaslitand,
9		PZ-4B	240	
10	V	PZ-5A	35	Inside Sendra Bansjora Colliery Office, Near Shiv Mandir Garediya Basti,
11		PZ-5B	94	
12	VII	PZ-7A	159	Near Shiv Mandir, 150m from Dhansar Mine Rescue Station, towards Bankmore, Inside Simlabhal colliery office
13		PZ-7B	35	
14		PZ-7C	105	
15	VIII	PZ-8A	140	Beside road near Bherakatta village
16	IX	PZ-9A	85	Near Viewpoint of NTST Colliery, Cauharmal Chowk, Digwadih
17		PA-9B	99	
18	X	PZ-10A	134	Bhowra -19, Near BLA Siding, Bhowra
19	XI	PZ-11A	300	In front of Trainee Hostel, Moonidih
20	XIII	PZ-13A	80	Nagda village, opposite to Bhatdih Colliery Pit Office, adjacent to Incline No-18
21	XIV	PZ-14A	30	Inside Lohapatti Colliery Hospital premises, near to the Lohapatti Colliery Office
22		PZ-14B	162	
23	XVI	PZ-16A	90	Outside of Workshop of Dahibari-Basantimata OCP, in between workshop building and fault plane

## 11.2 Coal quantity vetting for outsourced hired HEMM Patches :

Timely Vetting of coal quantity for 19 no. of proposals of outsourced hired HEMM Patches (for reserves below 3.00 MT) was done during FY 2022-23.

## 12. RESEARCH AND DEVELOPMENT

R&D Committee of BCCL consists of the following members:

SI. No.	Particulars	Designation
1.	Chairman	CMD
2.	Member	Director (Tech.), P&P
3.	Member	Director (Finance)
4.	Member Secretary	GM (R&D)
5.	Member	GM (Washerries Division)
6.	Member	HOD (P&P)
7.	Member	Concerned Department (depending on the projects)

Chairman of the R&D Committee of BCCL is empowered to co-opt two experts from Industry/ Educational Institution of repute/ Government Agencies on need basis to act as member of the Committee for tenure of three year.

### 12.1 MODERNISATION

In UG Mines, the Company is making effort to shift its operation from medium-level technology like SDL to Mass Production Technology e.g., Longwall & Continuous Miner Technology. The Company is going to implement Highwall Mining Technology, first time in BCCL. BCCL has also taken up initiatives to re-start production form some of its discontinued UG mines through MDO mode on Revenue Sharing Basis.

### 12.2 LONGWALL TECHNOLOGY:

At present, Production from the Longwall face of the XVI (T) seam along with coal from the drivages of the XV seam is going on at Moonidih mine. Production of 0.552695 Mte has been achieved in 2022-23.

Longwall Technology is under implementation at Muraidih UG mines. Sinking of air shaft and drivages of two nos. of Inclines are completed. Bolter Miner along with Feeder Breaker and Shuttle Cars transported to UG. Once Forest Clearance is obtained, coal production would commence from this mine by in-seam drivage of galleries.

### 12.3 CONTINUOUS MINER TECHNOLOGY:

A Project Report is under preparation at CMPDI considering property of Pure Benedih Incline Mine of Phularitand UG Section and Amalgamated Block-II OC Mine for introduction of Continuous Miner. Draft Project Report of Pure Benedih - Block-II UG Mine (1.83 MTY Capacity) was submitted by CMPDI on 06.03.2023. Suggestions of BCCL are being incorporated at CMPDI.

### 12.4 HIGHWALL MINING TECHNOLOGY:

Presently, two nos. of Highwall mining projects have been taken up in BCCL – one at Amalgamated Block-II OCP (ABOCP) and another at Rajapur OCP. LoA has been issued on 26.10.2022 for introduction of Highwall Mining technology at ABOCP of Block-II Area and contract agreement has been signed on 23.01.23 in this regard. NIT has been floated for another Highwall Mining project at Rajapur on 17.02.2023 and schedule date of opening of Part-I bid is 19.05.2023. Three more sites have been identified for implementation of Highwall mining and study is going on at these sites.



## 12.5. MDO ENGAGEMENT IN DISCONTINUED UG MINES:

Some discontinued mines have been identified by BCCL for reopening, development and operation through MDO mode on Revenue Sharing Basis. Tenders were floated for 08 discontinued mines.

Out of these 08 mines, bids were received for four mines namely PB Project, Salanpur-AGKC, Loyabad & Kharkharee mines. After evaluation of bids, LOAs have been issued to the successful bidders in respect of PB Project, Salanpur-AGKC, Loyabad and Kharkharee mines.

Tenders of balance 04 (four) mines, viz., Amlabad, Lohapatti, Madhuband and Begunia have been cancelled due to non-receipt of any bid. Re-tendering has been done for these four mines.

Tendering for two more discontinued mines i.e. Amalgamated East Bhagatdih Simlabahal and Dharmabandh Re-organised Project will be taken up in next tranche.

## 12.6. ONGOING MINING PROJECTS:

Sl. No	Name of the Mine/Project	Cap. (MTY)	Present Status
1.	Muraidih UG (Barora Area) (Minimum guaranteed production - 20.435 Mt in 9 Annual Plan Period)  Capital – ₹339.875 Crs	2.00	<ul style="list-style-type: none"> <li>• A contract for Development including access and extraction of coal from I/III seam of MURAI DIH UG mine by Mass Production Technology package (PSLW) for minimum guaranteed production of 20.435 MT in 9<sup>th</sup> Annual Production Period on total turnkey basis was awarded to M/s. <b>MINOP – Maheshwari Mining–BHEC(China) Consortium</b>. The Project was approved on 14.02.2011 by the Board and the agreement was signed on 22.06.2012.</li> <li>• Work of shaft sinking &amp; incline drivage was suspended from 20.11.2015 due to restrictions imposed by DGMS. At the time of suspension of work, shaft sinking was done up to 13 M while the inclines were driven up to 52 M &amp; 48.5 M respectively and had touched the coal seam (III).</li> <li>• In the meantime, all works were suspended by the contractor, M/s MINOP, since 01.06.2016 seeking modification in some of the terms of payment in the agreement.</li> <li>• The matter was pursued with M/s. MINOP to commence the work. Work at the site commenced on 01.01.2020 after approval from DGMS.</li> <li>• Drivage of two nos. of Inclines and sinking of an air shaft completed.</li> <li>• Once forest clearance is obtained, coal production would commence from this mine by in-seam drivage of galleries.</li> </ul>
2.	Moonidih XV Seam UG (WJ Area) (PSLW) (Minimum guaranteed production - 22.5 Mt in 9 APP) Capital – ₹1230.27 Crs.	2.50	<ul style="list-style-type: none"> <li>• Approval for the award of work to M/s. INDU-SCCL-CGME Consortium at a capital cost of ₹1230.274 Cr. including insurance and freight for a total minimum guaranteed production of 22.50 MT during commercial production period of 9 years approved in 279<sup>th</sup> BCCL Board Meeting held on 3.7.2011 and also by 272<sup>nd</sup> CIL Board on 12.08.2011. Subsequently, an agreement was signed with the Consortium in April 2014.</li> <li>• Initially, the project was delayed due to land &amp; other problems. Shaft sinking completed and touched XV seam, after traversing a depth of 420.90 m. A drift of 345.5 m in length has been completed from XVI Seam to XV seam.</li> </ul>



Sl. No	Name of the Mine/Project	Cap. (MTY)	Present Status												
			<ul style="list-style-type: none"> <li>• Drivage of both the Inclines is completed. In-seam drivage is going on for preparation of Trunk Roads, sumps, and Longwall panel.</li> <li>• One of the Consortium partners, M/s. CGME, had to supply Longwall equipment from their manufacturing unit in Europe which has been closed down. M/s. CGME has been replaced by M/s. CORUM Trading LLC from Ukraine for the supply of longwall equipment. An agreement has been signed on 15.02.2022 in this regard. LC for long wall equipment has been opened on 05.05.2022.</li> <li>• Due to force majeure situation arising out of war with Russia, a lot of infrastructure of M/s. CORUM has got destroyed in Ukraine and they are forced to move out their manufacturing base to Czech Republic and leased the facility of one of their associate companies i.e., M/s. T Machinery.</li> </ul> <p>In view of the above, BCCL in its 395<sup>th</sup> Board meeting held on 06.12.2022 approved some modifications i.e. i) change of address of M/s. CORUM, ii) Amendment for port of loading and iii) Amendment for country of origin.</p>												
3.	North Tisra / South Tisra Expansion OCP (6 MTY) (Variant-II)	6.0 (Revised 8.5 MTY)	<ul style="list-style-type: none"> <li>• NT-ST OC Project having a production capacity of 6.0 MTY along with the Financial Appraisal Report of M/s. ICRA Management Consulting Services Ltd was approved by BCCL Board in its 304<sup>th</sup> meeting held on 03.02.2014 and subsequently approved by CIL Board in its 304<sup>th</sup> meeting held on 12.02.2014 at a total Capital outlay of ₹555.52 Crores with an IRR of 18.59% to be worked on hired HEMM basis.</li> <li>• The Project is in operation and presently production is being done from two Hired HEMM patches. Last 3 years production of this project is tabulated below:</li> </ul> <table border="1"> <thead> <tr> <th>Year</th> <th>2020-21</th> <th>2021-22</th> <th>2022-23</th> </tr> </thead> <tbody> <tr> <td>Target (MTe)</td> <td>3.70</td> <td>2.90</td> <td>5.10</td> </tr> <tr> <td>Production (Mte)</td> <td>2.26</td> <td>3.17</td> <td>5.30</td> </tr> </tbody> </table> <ul style="list-style-type: none"> <li>• A Revised Project Report (RPR) for Amalgamated NTST Kujama OCP of 8.5 MTY capacity has been approved by BCCL Board on 12.09.2022 and by CIL Board on 04.01.2023 for implementation of the project in MDO mode of operation.</li> </ul> <p>Tender was floated on 19.11.2022 for selection of MDO. Part-I bid opened on 21.02.2023. Evaluation of tender documents are under process.</p> <ul style="list-style-type: none"> <li>• The existing Project Report of 6.0 Mty capacity will be dovetailed in Revised Project Report of Amalgamated NTST Kujama OCP (8.5 Mty).</li> </ul>	Year	2020-21	2021-22	2022-23	Target (MTe)	3.70	2.90	5.10	Production (Mte)	2.26	3.17	5.30
Year	2020-21	2021-22	2022-23												
Target (MTe)	3.70	2.90	5.10												
Production (Mte)	2.26	3.17	5.30												

## 12.7. RAPID LOADING SYSTEM (RLS)

Name of the Mine/Project	Cap. (MTY)	Present Status
Rapid Loading System (RLS) at Maheshpur, Govindpur Area  Capital- ₹134.24 Cr.	5.0	<p><b>Status of SILO</b></p> <ul style="list-style-type: none"> <li>• Work Order for the supply of equipment and work &amp; services was issued in favor of M/s S.K. Samanta &amp; Co. (Pvt. Ltd) on 5.4.2011 &amp; Agreement signed on 18.05.2011.</li> <li>• The work of construction SILO is complete.</li> <li>• PG test was completed on 18.09.2020 and it is in operation since 15.10.2019.</li> </ul> <p><b>Status of Siding</b></p> <ul style="list-style-type: none"> <li>• LOA for construction of Railway siding at Maheshpur with RLS has been issued to M/s HCPL-MBPL (JV), Deoghar by M/s RITES</li> <li>• A land leasing agreement has been signed between BCCL and EC Railways for 25.9 acres of land on 16.06.2020.</li> <li>• The Agency started the civil work on 02.03.2020.</li> <li>• Construction work of Bridge no.1 and Bridge no.3 are in progress.</li> <li>• Formation work beyond SILO to end point of siding at about 1.5 km is in progress.</li> </ul> <p><b>Hindrances:</b></p> <p>Out of 3.5 km route length, 2.60 Km length has been handed over to M/s RITES. Status of hindrances at 0.90 Km route length are given below:</p> <ul style="list-style-type: none"> <li>• Construction of Road: Construction of the black top road up to 640m connecting Chitahi Basti has been completed. Further road of 280 m has been demanded by the local villagers as an alternative of the black top road beyond 640m. LOA has been issued on 19.07.2022 for the job. WBM road and the construction work of Culvert are complete.</li> </ul> <p>Shifting of Railway signaling cable from Sonardih level X-ing to Hindustan Zinc boundary. LOA issued by Railway and is expected to be completed by April 2023.</p>

## 12.8. NEW SANCTIONED PROJECT

Revised Project Report (RPR) for Amalgamated NTST Kujama OCP of 8.5 MTY capacity has been approved by BCCL Board on 12.09.2022 and by CIL Board on 04.01.2023 for implementation of the project in MDO mode of operation.

## 12.9 CAPITAL PROJECTS AND SCHEMES

- I. Mining projects costing more than ₹20 Crs completed during the year 2022-23 with approved capacity & capital.

NIL

- II. Mining projects costing more than ₹20 Crs. that have started contributing during the year 2022-23

NIL

III. Mining projects costing more than ₹20 Crs. sanctioned during the year 2022-23 with approved capacity & capital.

**NIL**

IV. Non-mining projects costing more than ₹20 Crs. sanctioned during the year 2022-23 with approved capacity & capital.

Sl. No.	Projects	Date of Approval	Sanctioned Capital (₹' Cr.)
1	2.5 MTPA Moonidih Coking Coal Washery	30.07.2022	454.30
2	25 MWp Ground Mounted Solar Power Project at Bhojudih Washery, BCCL	24.09.2022	163.00
3	20 MWp Ground Mounted Solar Power Project at Dugdha Washery, BCCL	05.01.2023 (DPR approved in FDs meeting)	150.15

V. RPR/RCEs costing more than ₹20 Crs. sanctioned during the year 2022-23 with approved capacity & capital.

Sl. No.	Projects	Date of Approval	Sanctioned Capacity (Mtpa)	Sanctioned Capital
1	NTST Kujama OCP	12.09.2022 - by BCCL Board 04.01.2023 - by CIL Board	8.5	Total : ₹7094.3686 Cr BCCL Portion: ₹4011.8508Cr

VI. Projects Foreclosed during the year 2022-23 - **NIL**

## 12.10. CMM/CBM PROJECT

### PRE-DRAINAGE OF METHANE FROM XVI SEAM MOONIDIH COLLIERY

- Pre-drainage of Methane from XVI T Seam of Moonidih Colliery was taken up as a demonstration project.
- After approval of the Pre-feasibility report (PFR) tender was floated twice, first on 07.09.2018 and then again on 09.07.2019 but the tender had to be cancelled on both the occasions as no bid was received despite two extensions.
- A fresh tender was floated on 31.03.2020 after the approval of the Modified Global Bid Document for floating of NIT. Tender was opened on 28.09.2020, and one bidder M/s Deep CH<sub>4</sub> Ltd participated in the tender but techno- commercially disqualified, hence Bid was rejected and cancelled.
- Work Order has been issued to CMPDI on 09.10.2020 for providing services as Project Management Consultant for pre-drainage of Methane from XVI top seam.
- At Moonidih XVIT seam panel development and extraction is being carried out concurrently and no advance panel development is being done at present. Further a delineated CBM Block-I for CBM development has been awarded to M/s. PEPL on revenue sharing basis and the proposed MM pre-drainage project is within the awarded Jharia CBM Block-I which is under exploration phase.

- In view of the above, CMPDI vide mail dated 20.01.2023 informed that advance panel development is required in order to degasify the coal seam and so it is difficult to plan for pre-drainage of CMM from Moonidih UG Mine without advance panel development. CMPDI further informed that as the proposed area of pre-drainage of CMM is within the Jharia CBM Block-I awarded to M/s. PEPL, it may have legal imperative if tender is floated for selection of technology provider for CMM drainage from XVIT seam of Moonidih UG Mine.

#### **EXPLOITATION OF METHANE FROM JHARIA CBM/CMM BLOCK**

- An area under mining leasehold of Kapuria, Moonidih, Jarma, and Singer blocks in BCCL, measuring around 26.55 Sq. Km has been delineated for commercial development.
- The Gas-In –Place over the delineated area of 26.55 Sq. Km has been assessed as 25 Billion Cubic meters (BCM). A comprehensive 30-year production profile for the full field has been developed.
- Project Feasibility Report was prepared by CMPDI and approved “in principle” by BCCL Board in its 345<sup>th</sup> meeting held on 03.08.2018.
- Tender was floated on 30.10.2020 and M/s. PEPL was emerged as qualified bidder. Subsequently, LoA was issued by BCCL on 8<sup>th</sup> June 2021.
- The revenue Sharing Contract was signed on 20<sup>th</sup> September 2021 and Bank Guarantee has been submitted on 30<sup>th</sup> October 2021.
- EMP was prepared by CMPDIL and the application for obtaining EC was submitted to State Environment Impact Assessment Authority on 31<sup>st</sup> March 2022.
- Pre-feasibility report (PFR) and Environmental Management Plan (EMP) of Jharia CBM Block-I (for exploration phase) was approved by BCCL Board in its 389<sup>th</sup> meeting held on 06.05.2022.
- Revised Pre-Feasibility Report (PFR) and Environment Management Plan (EMP) has been submitted to BCCL for amendment in EC application. Process of obtaining EC for exploration phase is underway.

#### **12.11. COAL BLOCKS IN BCCL**

The status of the EAST OF DAMAGORIA (KALYANESHWARI) Coal Block, allocated to BCCL under the CMSP Act, is described hereunder:

##### **EAST OF DAMAGORIA (KALYANESHWARI) COAL BLOCK:**

- MOC has allocated East of Damagoria (Kalyaneshwari) Coal Block to BCCL under CMSP Act 2015 vide letter no. CBA2-13011/1/2017-CBA2 dated 03.10.2018. An agreement was signed on 26.09.2019 between the Nominated Authority of MoC and the Authorized Signatory of BCCL.
- Payment of ₹62.5 Cr against 50% upfront payment and ₹17.341688 Cr against the Fixed amount has been made to MoC on 25.10.19. Further, a Bank Guarantee of ₹124.3328 Cr has been furnished to MOC as Performance Security.
- Allotment Order was issued by MoC, vide Order No.: F. No. 103/2/2015-NA-Part (1) dated 21.11.2019.
- A Mining Plan comprising partial land under East of Damagoria (Kalyaneshwari) Block has been prepared by CMPDI and approved by BCCL Board on 06.05.2020.

- There is a boundary overlap issue of Kalyaneshwari Block with adjoining Sitarampur Block and remaining leasehold areas of SAIL & ECL falling within this Kalyaneshwari Coal Block.
- MoC has been requested for early resolution of issues concerning the Block boundary of Kalyaneshwari and for allocation of Sitarampur Block to BCCL.
- Project Report of East of Damagoria (Kalyaneshwari) OCP under preparation at CMPDI. PR will be finalized after getting a decision from MoC in respect of issues concerning the Block boundary of Kalyaneshwari and for allocation of the Sitarampur Block.
- Effort is being made for jointly working with Ramnagar Block of SAIL. A Committee has been constituted vide dated 21.02.2023 for resolution of outstanding issues for joint exploitation of Kalyaneshwari Block of BCCL and Ramnagar Block of SAIL.

### 12.12. PRODUCTION ROAD MAP:

BCCL has made **Production Plan** to produce Coal with the following programme for the next three years:

Year	2022-23	2023-24	2024-25	2025-26
<b>Production ( MTe)</b>	36.18	41	45	50
<b>Growth (%)</b>	****	13.33	9.75	11.11

### 12.13. Railway Siding Infrastructure

1. Construction of Maheshpur Siding with RLS at Govindpur Area	In spite of several hindrances at site the achievement of physical progress of Civil work is 45%. Job is continued and anticipated to be completed by December 2023.
2. Extension of Burragrah Siding to make full rake length at Bastacolla Area.	Extension work has been completed.
3. Dismantling of CK West Siding for future opencast at Lodna Area	CK West Siding has been Dismantled.

### 12.14. UNDERGROND PRODUCTION

**UNDERGROND PRODUCTION DURING 2022-23 IN COMPARISON TO 2021-22:**

Particulars	(2022-23)	(2021-22)	Growth over Last year (%)
SDL Production (in tonne)	133109	211920	(-) 37.19
Production(Mt.) XVI Seam Longwall Moonidih	441200	439890	10.02
Production(Mt.) XV Seam Moonidih (Development)	111495	153751	(-)7.25
Total Moonidih	552695	593641	(-) 6.90
<b>Total BCCL</b>	<b>685804</b>	<b>805561</b>	<b>(-) 14.86</b>

**REASONS FOR LOW PRODUCTION:**

Reasons for low production are as under:

1. SDL production suspended in Tetulmari Colliery of Sijua Area, Salanpur colliery and Keshalpur/AKWMC of Katras Area due to sudden inrush of water in Oct' 2021.
2. SDL production of Bastacolla Colliery suspended from October 2021 due to safety issues and mine was converted to Open Cast.
3. Production of XVI seam decreased in Moonidih due to shifting of Long wall panel.
4. Development work in XV seam is continued and production through Long wall method likely to be commence from April 2025.

**STATUS OF MURAIIDIH LONGWALL PROJECT**

Name of the Mine/Project	Cap. (MTY)	Present Status
<p>Muraidih UG (Barora Area)</p> <p>(Minimum guaranteed production 20.435 Mt in 9 Annual Plan Period)</p> <p>Capital – ₹339.875 Crs</p>	<p>2.00</p>	<ul style="list-style-type: none"> <li>• A contract for Development including access and extraction of coal from I/III seam of MURAIIDIH UG mine by Mass Production Technology package (PSLW) for minimum guaranteed production of 20.435 MT in 9 Annual Production Period on total turnkey basis was awarded to M/s. MINOP .</li> <li>• Maheshwari Mining–BHEC(China) Consortium. The Project was approved on 14.02.2011 by the Board and agreement was signed on 22.06.2012.</li> <li>• Work of shaft sinking &amp; incline drivage was suspended from 20.11.2015 due to restrictions imposed by DGMS. At the time of suspension of work, shaft sinking was done up to 13 M while the inclines were driven up to 52 M &amp; 48.5 M respectively and had touched the coal seam (III).</li> <li>• In the meantime, all work was suspended by the contractor, M/s. MINOP, since 01.06.2016 seeking modification in some of the terms of payment in the agreement.</li> <li>• After compliance of all statutory restrictions and pursuance with M/s MINOP, work has been started again from January 2020.</li> <li>• Drivage of two nos. of inclines and sinking of an air shaft have completed on 28/02/2023                      Incline 1 : 927.00 M                      Incline 2 : 927.00 M                      Air Shaft : 125.00 M</li> <li>• Further drivage is temporarily stopped due to forest clearance issue.</li> </ul>

**PRODUCTION ROAD MAP FOR COMING 4 YEARS:**

Year	2023-24	2024-25	2025-26	2026-27
Proposed Production (M. Te)	1.425	4.415	8.374	10.194
Expected Growth (%)	113%	210%	90%	22%

**MDO PROGRAMME OF DISCONTINUED UNDERGROUND MINES :**

22 (twenty two) discontinued UG mines have been identified for operations on MDO mode. In first phase, 08 mines have been considered for conversion in MDO on Revenue Sharing Basis. The following chart shows status of actions taken in this context.

Sl. No.	Name of the Mine	NIT Date	BID opening date	Nos. of Bidder participated	Remarks
1	Lohapatti UG	29.03. 2023	18.05.2023	-	
2	Madhuband UG	29.03. 2023	22.05.2023	-	
3	Amlabad UG	29.03. 2023	16.05.2023	-	
4	Kharkharee	28.10.2022	27.02.2023	05	LoA issued on 25.04.2023
5	Begunia	29.03.2023	20.05.2023	-	
6	Loyabad UG	LOA issued to M/s Vensar Construction Company Ltd on 21.03.2023 at 7.29%			
7	Salanpur with AGKC	LOA issued to M/s R. K. Transport on 21.03.2023 at 9.0%			
8	PB Project with Bhagabandh KB10/12 & EC Kenduadih	LOA issued to M/s EAGLE INFRA INDIA Ltd on 21.03.2023 at 6.0%			

**13. ESTATE**

Year	No of Employment released	Land acquisition (in Ha)			Compensation (₹ in crores)		Registration & other cost. (₹'cr.)	Amount involved (₹'cr.)
		L.A	C.B.A	Purchased	Against land	In lieu of employment		
2022-23	00	00	00	7.085	14.696	0.047	1.481	16.22485

**14. FOREIGN COLLABORATION:**

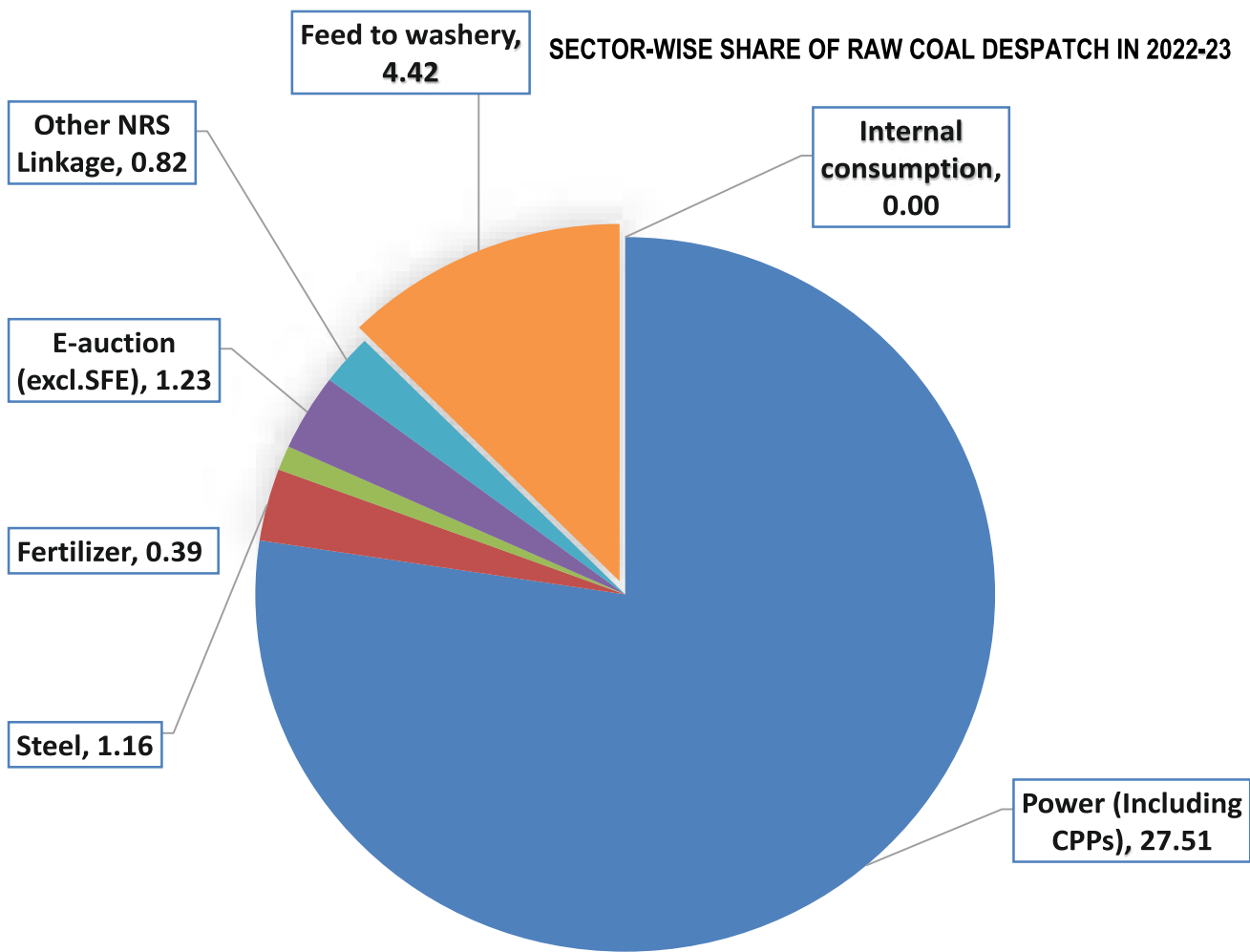
At Present there is no foreign collaboration project under implementation in BCCL.

**15. MARKETING:**
**15.1 Details of supply of raw coal:**



Sector	Target (MT)	Actual in 2022-23 (MT)	% Achievement	Actual in 2021-22 (MT)	% Growth over last year
Power (Including CPPs)	20.95	27.51	131%	25.46	8%
Steel	1.20	1.16	97%	0.73	58%
Fertilizer	0.70	0.39	56%	0.64	-39%
E-auction (excl. SFE)	1.50	1.23	82%	1.23	0%
Other NRS Linkage	1.10	0.82	74%	0.63	31%
Feed to washery	6.55	4.42	67%	3.56	24%
Internal consumption	0.00	0.00	0%	0.00	0%
<b>TOTAL</b>	<b>32.00</b>	<b>35.53</b>	<b>111%</b>	<b>32.25</b>	<b>10%</b>

Note: As per AAP target of CIL



**15.2 (A) SALES REALISATION:**

Details of gross sales vis-à-vis realization during last five years is placed below:

Sl. No.	Year	Gross Sales (₹'Cr.)	Realization (₹' Cr.)	% of Realization
1	2022-23	17245.39	17211.29	99.80%
2	2021-22	13583.90	15916.82	117.17%
3	2020-21	8959.95	8005.91	89.35%
4	2019-20	12705.84	10004.21	78.74%
5	2018-19	13422.92	15046.9	112.10%

**(B) SETTLEMENT OF OUTSTANDING DUES:**

Special drive was undertaken during 2022-23 for settlement of old disputed dues with various FSA consumers. A series of bilateral settlement meetings were held with DVC and other coal consumers. As a result there has been significant reduction in outstanding dues of the company.

**15.3. E-AUCTION:**

During the year 2022-23, Spot e-Auction schemes were conducted for Coal & Coal products and a total quantity of 33.24 Lakh tonnes was offered for Spot e-Auctions and the actual quantity sold out was 26.80 Lakh tonnes. Performance of Spot e-Auction is as follows:

2022-23			
Scheme Name	Bid Quantity (IN LT)	Lifted Quantity (IN LT)	Gain on Notified price (₹ in Cr.)
Special Forward e-auction	-	0.05	-
Exclusive e-auction	-	1.23	-
Spot e-auction	33.24	24.88	1002.01
Special Spot e-auction	-	0.00	-
Special Spot e-auction for Import Substitution	-	0.64	-
<b>TOTAL BCCL</b>	<b>33.24</b>	<b>26.80</b>	<b>1002.01</b>

Note: As per guideline from CIL, only Spot e-Auction is required to be conducted as all auctions are combined into one window. Lifted quantity also includes despatch against last year booking in e-auction.

**15.4. POWER CONSUMER WISE SUPPLY UNDER FSA 2022-23:**

Name of Power Company	ACQ in 2022-23 (LT)	Supply of Coal and Coal Products (LT)	% Materialisation
DVC	103.16	109.72	106%
NTPC	36.83	51.91	141%
WBPDC	-	16.77	-
UPRVUNL	26.13	30.09	115%
HPGCL	11.6	15.89	137%
PSEB	3.33	11.38	342%
DPL	6.2	5.79	93%
MPL	18.43	26.04	141%
Budge Budge (Unit-III)	4.58	4.03	88%
MGTPP	8.89	11.68	131%
Panipath	-	-	-
Ropar	-	-	-
<b>Total Power Utility</b>	<b>219.15</b>	<b>283.30</b>	<b>129%</b>

**16. FOREIGN EXCHANGE EARNING & OUTGO:**
**16.1 FOREIGN EXCHANGE OUTGO**

Items	2022-23 (₹' Cr.)	2021-22 (₹' Cr.)	2020-21 (₹' Cr.)
Stores, Spares & Components	NIL	NIL	NIL
Capital Goods	NIL	NIL	NIL

**16.2 PROCUREMENT OF HEMM**

The following machinery were procured during 2022-23:

Sl	Item description	Qty. (Nos.)	Value (₹'Cr.)	P.O. Date
1	250 MM Drill	2	9.92	16-05-2022
2	280 HP Motor Grader	2	6.54	18-10-2022
3	28 KL Water Sprinkler	2	4.58	21-10-2022
4	5-6 Cum Shovel	5	59.38	26-10-2022
5	60T Rear Dumper	26	114.40	16-11-2022
6	410 HP Dozer	4	25.95	16-11-2022
7	160 MM Drill	4	25.24	16-11-2022
8	30T Crane	4	8.79	09-03-2023
		<b>Total</b>	<b>254.80</b>	

- **MoU parameter for procurement from GeM as a % of total procurement for 2022-23 (25%) based on the formula given in MoU Guidelines for the year 2022-23 of MOF dtd 12.10.2022,**

$$\frac{\text{Procurement of goods and services through GeM portal during the year as per GeM}}{\text{Total procurement of goods and services during the year as per SAMBANDH portal}} \times 100$$

$$\frac{247.61 \text{ Crores}}{222.76 \text{ Crores}} \times 100 = 111.16\%$$

2. Compliance status with reference to Sl. No.- 4, 5 & 6 of Compliance Parameter of 2022-23 is as under :

- (a) Compliance of sl no.4 : As per SAMBANDH portal ,total procurement of Goods & Services from MSEs is ₹174.7326 crores out of total procurement of ₹222.7670 Crores which is 78.44 % against target of 25 %
- (b) Compliance of sl no.5 : As per SAMBANDH portal, total procurement of Goods & Services from SC/ST MSEs is ₹5.7389 crores out of total procurement of ₹222.7670 Crores which is 2.58 % against target of 4%
- (c) Compliance of sl no.6 : As per SAMBANDH portal , total procurement of Goods & Services from Women MSEs is ₹17.2615 crores out of total procurement of ₹222.7670 Crores which is 7.75 % against target of 3%.

Note: Above total procurement of goods & services is based on total procurement value of non-exemption items of as per ED(M&C) CIL Letter no.169 dtd 01.06.22

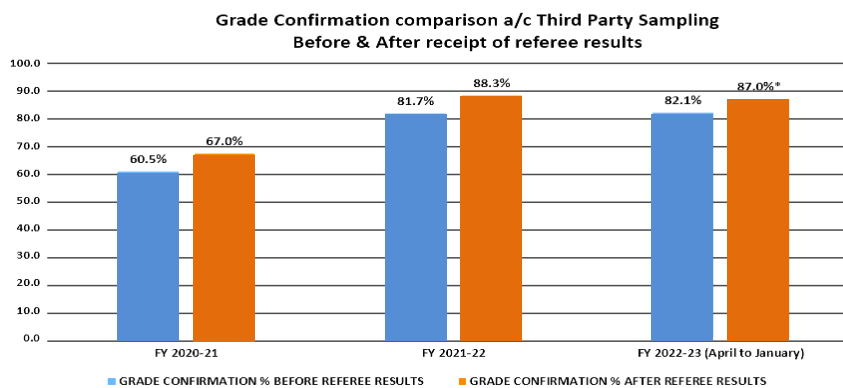
**SCRAP DISPOSAL**

Parameter	2021-22 (₹'Cr.)	2022-23 (₹'Cr.)	Growth (%)
Amount realized from scrap disposal	12.37	16.26	31.44%

**17. QUALITY CONTROL**

**17.1 SAMPLING (THIRD PARTY SAMPLING STATUS)**

- a) Third Party sampling has been successfully implemented at all loading points for all the consumers of BCCL for all modes of coal dispatch. As per FSA & MoU, all enabling conditions have been fulfilled by BCCL for Third Party Sampling. If for any unavoidable circumstance(s) third party sampling agencies are not able to undertake the sampling work, Joint Sampling is conducted at the loading end (clause no. 4.7.6(a) of the FSA executed with various Power Utilities; clause no. 5.7.6(a) for private consumers & relevant clause(s) for other consumers).
- b) Grade Confirmation percentage, on account of Third Party sampling, for FY 2020-21, FY 2021-22 & FY 2022-23 are as under:



\*NOTE: Referee results for FY 2022-23 received for 3 months only (i.e., for April'22, May'22 & August'22). Referee results for the remaining period are yet to be received. BAR in the chart for FY 2022-23 depicting Grade Confirmation % After Referee Results shows the Grade Confirmation % for the said period only.

For 2022-23, analysis results of challenged referee samples on account of Third Party Sampling for the months April'22, May'22 and August'22 have been received while rest are yet to be received. After receipt of referee samples analysis results for the months April'22, May'22 and August'22, grade confirmation percentage, on account of Third Party Sampling for the aforesaid period has improved from 81.3% to 87.0%. Thus there has been consistent improvement in grade realization over the preceding two years.

### 17.2 ACHIEVEMENTS DURING 2022-23

- a) For 2021-22, grade confirmation on account of Third Party sampling after receipt of referee results has improved from 81.7% to 88.3%.
- b) The grade confirmation on account of Third Party sampling (without referee results) for the year 2022-23 is 83.90% as compared to 81.70% (without referee results) for 2021-22.
- c) During 2022-23, new grade of ROM fraction of 7 (seven) seams of various collieries have been notified. Further, during 2022-23 grade of 1 (one) seam was reclassified from non-coking to coking.
- d) BCCL received 2<sup>nd</sup> Prize in Quality parameter in Coal Minister's Award 2021-22.



e) BCCL received the 1st prize in Corporate Award for Quality Awareness in 48<sup>th</sup> CIL Foundation Day.



### **17.3 ACTION TAKEN FOR IMPROVEMENT IN QUALITY & CONSUMERS SATISFACTION**

- a) SOP for maintenance of grade & supply of crushed coal to the consumers has been distributed to areas of BCCL. The SOP specifies roles & responsibilities of officials in every stage of coal production & dispatch, supplying crushed coal, free from boulders & extraneous materials, to the consumers.
- b) Officials of QC Department make regular inspection of sidings to monitor grade of dispatched coal and thereafter detailed discussion are held with area authorities regarding improvement in quality of coal dispatched.
- c) Grade slippage report of every area is compiled on monthly basis and is circulated to concerned areas every week for taking corrective measures.
- d) Quality Awareness Drives conducted by Quality Control Department in areas of BCCL.
- e) Quality Coordination meetings with all Area Sales Managers/ Area Quality Managers are held every month to discuss the issues related to quality, size dispatches, third party sampling etc.
- f) A dedicated team, comprising officers, supervisors & workers, has been deployed in each shift at every loading point for supervision of third party sampling work. The team(s) is instructed to ensure that the sample is collected & prepared in proper manner by the third party sampling agency(s).
- g) Sensitization of concerned officials for their duty to ensure quality coal supply to consumers.

- h) All Supervisory and managerial personnel, who are directly involved in production & dispatch have been advised to produce only quality coal by:
1. Adapting Selective Mining
  2. Evolve suitable drilling/ blasting pattern
  3. Segregation of stones & shale at source itself
  4. Careful loading into truck at the faces and stock yard.
  5. Selective handling of contaminated coal occurred due to fire in seams & other mining problems.
- I) Proper lighting arrangement at working places/coal dump/railway sidings.
- j) Maintaining separate stock piles **for fiery & non-fiery coal**.
- k) In case of fiery seams, separate grades have been declared by CCO for fire & non-fire zones of the particular coal seam.
- l) Brainstorming in all levels of management for remedial measures to produce & dispatch good quality coal as per the declared grade and thereby to mitigate grade slippage
- m) For promoting consumers' satisfaction, Meeting(s), telephonic/ text message conversations with consumers of BCCL to discuss the issues regarding quality & sized coal dispatches and grievance redressal.
- n) Complaint regarding alleged receipt of poor quality coal and/or oversized coal mixed with large sized extraneous material received from power house(s)/ consumers is immediately communicated to concerned authority within same day. Concerned Authority are asked to take suitable remedial steps. Further, officials of QC Dept. visit the concerned area to assess siding(s), dumps & the coal being dispatched to the consumers and discussions are held with the area authorities regarding dispatch of good quality & crushed coal to consumers, to eliminate the complaint(s) for future.
- o) At the end of every month, stone assessment is conducted at various power houses jointly by BCCL & concerned power house officials (as per FSA).

#### 17.4 QUALITY AWARENESS DRIVES

**Quality Awareness Drives** were conducted by Quality Control Department in areas of BCCL. **Inter Area level inspection** of Mines, Sidings, Crushing Arrangements, Enabling Condition, Coal Analytical Laboratory etc. were conducted.





**18. CONSERVATION OF ENERGY**

**18.1. SPECIFIC ENERGY CONSUMPTION OF BCCL FOR THE FINANCIAL YEAR 2021-22 AND 2022-23:**

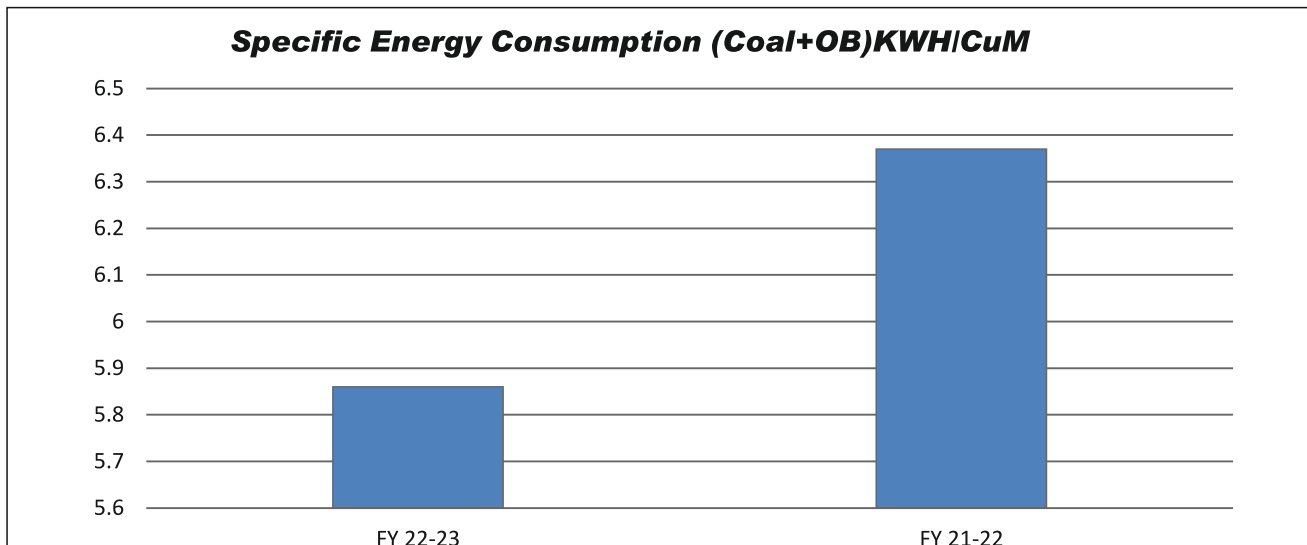
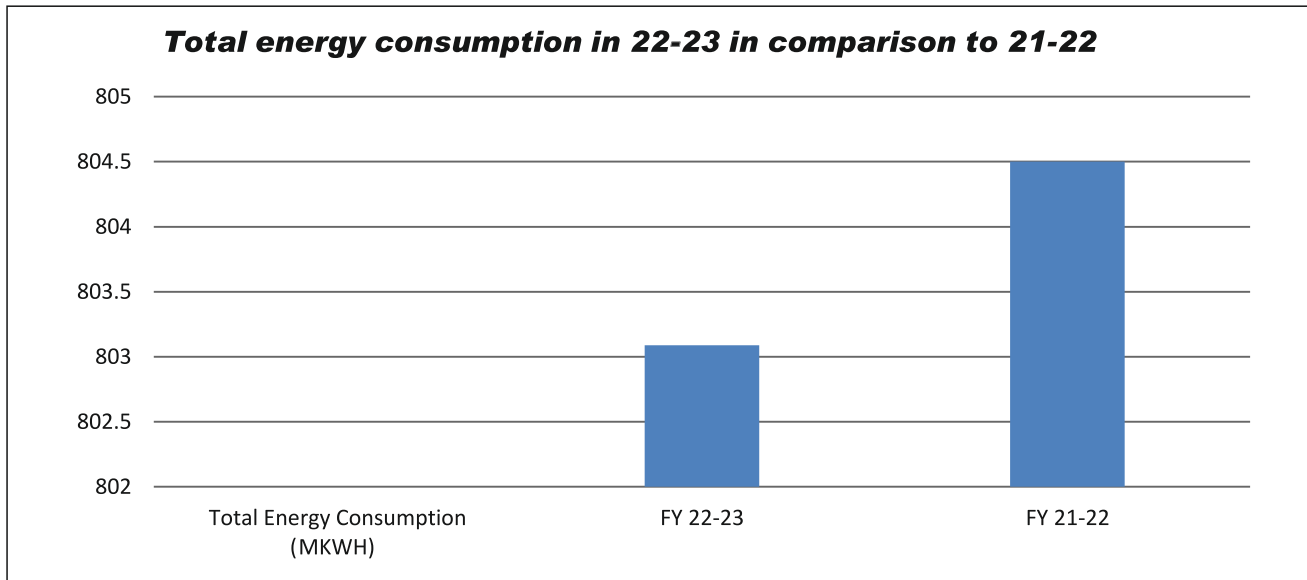
Particulars	2022-23	2021-22
Sp. Energy consumption(KWH/Te) (For Coal)	22.20	26.37
Sp. Energy consumption(KWH/CuM) (For Coal+OB)	5.86	6.37
Total Energy Consumption(MKWH)	803.09	804.50

**18.2 ENERGY CONSUMPTION:**

Description	2022-23	2021-22
Purchased Unit(MKWH)	803.09	804.50
Total billed amount (in ₹ Crore)	448.78	434.50

\*Increase in billed amount is due to inclusion of FPPPA (Fuel Price and Power Purchase Adjustment) charge by DVC.





**18.3 ENERGY CONSERVATION:**

**A. Measures taken for energy conservation**

Sl. No	Description	Remarks
1.	LED Lights	BCCL has stopped procurement of GLS Lamps, Tube fittings, Tube Lights. GLS Lamps and other conventional light fittings are being replaced by LED Light fittings in all official/industrial premises. 17196 Nos. of LED lights have been procured in FY 22-23.
2.	Energy Efficient AC	117 Nos. of Energy Efficient ACs have been procured in FY 22-23.
3.	E-Vehicle	PO for hiring of 15 Nos. of E-Vehicle has been placed in the FY 22-23.
4.	Energy Efficient Motors	PO for 21 Nos. of Energy Efficient Motors have been placed in the FY 22-23.

Sl. No	Description	Remarks
5.	High Mast Lighting Tower	Tender floated for procurement of 100 Nos. of 16M High Mast Lighting Tower with 8X400W LED Light Fitting.
6.	Auto Timer Switches	88 Nos. of Auto timer switches have been installed in the FY 22-23.
8.	Energy Efficient Super Fan	BCCL is now procuring energy efficient super fan in place of conventional ceiling fans. 194 nos. of super fans have been procured in the FY 22-23. PO has been placed for another 731 Nos. of BLDC Fan.
9.	Capacitor Bank	10 sets of capacitor bank of capacity 12125 KVAR have been installed in the FY 22-23.

## B. SOLAR POWER INITIATIVES

The status of solar power plant are as given below:

B1.Status of Roof Top Solar Projects at BCCL			
Sl. No	Project	Amount (₹' Crore)	Status
1.	Rooftop Solar Power Plant of 1660 KWp Aggregate	7.33	•1.66 MWp has been installed and commissioned *.
2.	297 KW On-Grid Roof Top Solar Plant at Bastacolla, WJ & Tetulmari Area Office.	1.15	<ul style="list-style-type: none"> <li>• Work Order Placed to M/s. Greenon Energy Services on dated 13.12.2021.</li> <li>• Site handover letter to the party issued on 07/03/22. However the firm did not start the work even after several reminder letters.</li> <li>• Therefore, the Work Order is under cancellation.</li> </ul>
3.	Rooftop Solar Power Plant of 2.428 MWp Aggregate to be installed at 44 different locations of BCCL.	14.97	<ul style="list-style-type: none"> <li>•Tender floated on 7<sup>th</sup> Feb'23.</li> <li>•Bid Opened on 14<sup>th</sup> March'23.</li> <li>•TCR signed on 12.04.2023 for shortfall. Shortfall documents under scrutiny.</li> </ul>

\*the MoU parameter for commissioning of solar power plant was as under :

Name of parameter	Unit	Weightage	Target	Actual
Commissioning of solar power plant	Mw	2	1.2	1.66

<b>B2. Status of Ground Mounted Solar Projects at BCCL</b>			
<b>Sl. No</b>	<b>Project</b>	<b>Amount (₹' Crore)</b>	<b>Status</b>
1.	25 MWp Ground mounted solar power at Bhojudih Washery	163	<ul style="list-style-type: none"> <li>LOA has been placed on 06.10.2022. Work Order placed on 07.04.2023.</li> </ul>
2.	20 MW Solar Power Plant near Dugdha Washery	150.15	<ul style="list-style-type: none"> <li>Tender floated on 20<sup>th</sup> Feb'23.</li> <li>Bid Opened on 7<sup>th</sup> April 2023. Single bid received.</li> <li>TCR signed on 13.04.2023 for shortfall. Shortfall documents under scrutiny. Final TCR to be signed shortly.</li> </ul>
3.	50 MW Ground Mounted Solar Power Project in CAPEX Mode	As per prevailing market rate/ Ministry Benchmark rate	<ul style="list-style-type: none"> <li>A committee was formed for identification of land for Ground Mounted Solar Power Plant in which the following lands have been identified:</li> <li>EJ Area: 25.43 Acres in Sudamdih and Chandrabad.</li> <li>WJ Area: 176.76 Acres in Mahuda, Bhatdih and Nagda.</li> <li>The same has been communicated to CIL and CNUL on 28th Dec'22.</li> <li>Authorities from CNUL visited the site on 11th Jan'23.</li> <li>However, clearance of identified land is being looked after.</li> </ul>

### SOLAR POWER GENERATION FOR THE YEAR 2022-23

<b>Subsidiary</b>	<b>Plant Name</b>	<b>Plant capacity</b>	<b>Type of Solar Plant</b>	<b>Total Power Generation(KWH) (From 1.4.2022 to 31.3.2023)</b>
BCCL	350kWp RoofTop Solar at Koyla Bhawan and CHD	350 kWp	Roof Top	324047
	110 kWp Rooftop Solar at different Magazines of BCCL	110 kWp	Roof Top	23718
	1.2 MWp Rooftop Solar at 19 different locations in BCCL	1200 Kwp	Roof Top	460978

## 19. SAFETY

### 19.1 ACCIDENT STATISTICS 2022-23 VIS-À-VIS 2021-22:

Particulars	2021-22	2022-23
No. of Fatal Accidents	1	4
No. of Fatalities	1	5
No. of Serious Accidents	3	4
No. of Serious Injuries	3	4

### 19.2 MECHANISM FOR MONITORING OF SAFETY STATUS IN MINES AS PER LAW:

For ensuring safety of men, machines & mines, the following provisions in mines of BCCL have been made:

- (i) Deployment of statutory persons for supervision, management, direction and control of mining activities as per provision of statute and as per requirement of permission granted by DGMS.
- (ii) Working of mines as per conditions imposed by DGMS.
- (iii) Inspections of mines by Safety committee & workmen's inspectors.
- (iv) Inspection of mines by ISO as per schedule.
- (v) Backshift inspections of mines by ISO officials.
- (vi) Compliance of violations pointed out by DGMS, ISO and other agencies.
- (vii) Submission of various statutory reports and records to the competent authority.
- (viii) Surprise inspection of mines by ISO officials.
- (ix) Risks of the mine have already been identified in the SMP.
- (x) All the operating mines of BCCL have prepared Site specific, Risk based SMP.
- (xi) Mines Rescue Station has been equipped with sufficient infrastructure to deal any emergency situation.

### 19.3 UPGRADATION & MODERNIZATION OF VTCs AND DESIGNING & IMPLEMENTATION OF SUITABLE TRAINING PROGRAMMES –

It has been decided in the 145<sup>th</sup> CMDs meet held on 20<sup>th</sup> August, 2021 that all subsidiaries of BCCL will prepare an 'Action Plan' for "Up-gradation & Modernization of VTCs". Further, as decided in the 147<sup>th</sup> Meeting of CMDs held on 22.10.2021, it has been proposed that-

**“Barora Area GVTC & Moonidih VTC will be converted into Excellence Centre in the year 2022-23.”**

**NIT for upgradation of Barora GVTC has been floated in March, 2023.**

### 19.4 VARIOUS RECENT DIRECTIVES OF CIL IMPLEMENTED IN BCCL MINES FOR IMPROVING SAFETY CULTURE & SAFETY AWARENESS –

- I. FORMATION OF SURAKSHA MITRA MANDALI (SAFETY CIRCLE) –** At Mine level, Area Level, Subsidiary level and CIL level involving Workmen Inspector, PSC Members, Safety Officers, Area Safety Officers, Nodal Officer ISO, Nodal Officer (SurakshaMitra) CIL
- II. “TAKE – 5” CONCEPT OF SAFETY ATTITUDE -** To adopt the concept of – “Stop & Think, Look for Hazards, Assess the Risk, Make the Changes & Do the Job Safely”.
- III. “ABCD” OF SAFETY ATTITUDE -** A- Awareness, B- Beware, C- Conscious, D- Diligent



- IV. ROAD MAP FOR SAFETY GOAL TO ACHIEVE “ZERO ACCIDENT/ ZERO HARM”** – A Road Map has been devised by ED(Safety), CIL which shall be a Road of Two Parallel lanes i.e. “SAFETY CULTURE” & “SAFETY CLIMATE”, which consists of various tasks to be completed within a span of 52 weeks, with progress report for each week. The various Tasks & Actionable Activities are-
- Improving Safety Attitude, Behaviour, Consciousness
  - Formation of Safety Circles/ safety groups to inculcate & promote a climate of Employer-Driven Safety Culture, Inclusive safety Culture, Fellow Feeling, Empathetic thinking among the employees.
  - Developing a “LEARNING CULTURE” for the cause of Safety by introducing ‘Case Study based Safety Talk’ & ‘Sharing safety Videos’.
  - Demonstrating ‘INSPIRING MODELS’ on the cause of Safety.
  - Improving the ‘ORGANISATIONAL DISCIPLINE & BEHAVIOUR’ specific to the cause of Safety.
  - Regular Review on every 3 months to add & modify the Road Map Activities as per the situation by ISO (Nodal) & GM (Safety).
- V. IMPLEMENTING THE CONCEPT OF “ PERSONAL SAFETY COUNSELLING”** - For Personal Counselling, Family Counselling & Counselling by Referrals in the form of Advice, Tips, Assistance, Help, Support & Guidance followed by questionnaires on Safe practices & Safety Climate.
- VI. PREPARATION/REVISION OF THE EMERGENCY RESPONSE PLAN** - The existing ‘Emergency Response Plan” in practice by different mines of BCCL has been re-visited to formulate a ‘Uniform Emergency Response Plan with scope to include mine specific conditions’ for the whole BCCL mines. The draft Emergency Response Plan has been circulated to all Mines of BCCL.
- VII. UNIFORM SOPs OF A SPECIFIC MINING ACTIVITIES** - Revision/review of SOPs of different mining activities presently in practice has been undertaken by ISO to evolve & formulate a ‘Uniform SOPs of a specific job with scope to include mine specific conditions’.

**19.5 OTHER SAFETY MEASURES TAKEN IN 2022-23**

<b>PARAMETERS</b>	<b>IMPLEMENTATION STATUS</b>
<b>SMP (Safety Management Plan)</b>	SMP has been prepared by all working mines of BCCL and Review of these SMPs have been done in association with ISO.
<b>Safety Audit: 2022-23</b>	Phase I,II & III of Safety Audit- 2022-23 of all the working mines of BCCL has been completed and Report submitted. Deficiencies pointed out in all the three phases of safety Audit is under the process of rectification by concerned mines.
<b>Special Audit of HOE as per A- 16 format</b>	Special Audit of HoE contracts has been conducted as prescribed under format A16 of the Safety Audit Format in all hired patches of BCCL.
<b>Monthly meetings with ASOs of GM(S&amp;R)</b>	Regularly held in all the months
<b>Guidelines issued by ISO for Contractual manpower</b>	Guidelines issued by CIL from time to time for compliance of safety provisions by Contractual persons are communicated to concerned areas for implementation. Additionally, ISO Nodal Officers during their inspections ensures that these guidelines are being followed by contractual employees and necessary observations recorded in its Inspection Report and compliance status monitored.
<b>Inspections of mines by ISO officials</b>	On an average 15 nos of Inspections per month have been carried out by ISO officials of the mines of BCCL.

**19.6 OTHER SAFETY MEASURES-**

- (i) **MOCK REHEARSAL ON FIRE, INUNDATION & DUMP SLOPE STABILITY-** In the year 2022-23, a total of 92 (Ninety Two) nos. of Mock Rehearsals have been conducted in different Mines of BCCL to check the preparedness in case of emergency arising due to **FIRE, INUNDATION & DUMP SLOPE STABILITY-**

Particulars	2021-22	2022-23
Mock Rehearsal on fire, inundation & dump slope stability in all mines of BCCL	76 nos.	92 nos.

- (ii) **BI-PARTITE INSPECTION (AREA LEVEL) -** Team consisting of BCCL Safety Board members & HQ officials along with mine officials inspected mines/washeries of BCCL, the details are as below:

Date of inspection	Mines inspected
05.08.2022	Govindpur Area
20.08.2022	Sijua Area
07.09.2022	Kusunda Area
21.09.2022	Bhojudih & Patherdih Washery
04.11.2022	Katras Area
28.11.2022	E J Area
12.12.2022	C V Area
15.12.2022	Lodna Area
22.12.2022	Block-II Area
27.12.2022	W J Area
05.01.2023	Barora Area
25.01.2023	P B Area
27.02.2023	Moonidih & Madhuband Washery
20.03.2023	Bastacolla Area

- (iii) **Area level Tripartite Safety Committee** Meeting held with DGMS officials, Management & Area safety committee for reviewing safety status in 2021, the details are as below:

2022-23	
Date of Meeting	Name of Area
29.06.2022	Bastacolla Area
28.10.2022	Katras Area
16.12.2022	W J Area
21.12.2022	Barora Area
23.12.2022	Sijua Area
28.12.2022	Govindpur Area

2022-23	
Date of Meeting	Name of Area
12.01.2023	Katras Area
17.01.2023	Block-II Area
14.02.2023	P B Area
24.02.2023	E J Area

- (iv) **Company level Bi-partite Safety Committee** Meeting held with DGMS officials, Management & Safety Board Members for reviewing safety status, are as under:

2022-23	
Date of Meeting	Place of Meeting
3rd August, 2022	At Level-III, Koyla Bhawan, BCCL HQ, Dhanbad
18th January, 2023.	At Level-III, Koyla Bhawan, BCCL HQ, Dhanbad

### 19.7 SCIENTIFIC STUDY –

In compliance to Regulation no.106(2), 196 and Regulation no. 123(1) of Coal Mines Regulations- 2017, Scientific Studies in respect of ‘Ultimate Pit Slope, dump slope and slope stability’ in case of mechanized opencast working (Reg no. 106(2)), Blasting Study in OC Mines (Reg No. 196 ), ‘Strata control and Monitoring plan (SCAMP)’ – Reg no. 123(1) and RMR determination (Reg no. 123(2) has been carried out in different mines of BCCL through ‘Scientific Agencies’ such as CIMFR, IIT-ISM Dhanbad, IIT BHU, IIT Kharagpur, BIT Sindri, NIT Jodhpur etc. So far from the inception of Reg No. 106 (2) in 2017, till March, 2023 the status of scientific Studies on different parameters conducted in various mines of BCCL is as under-

PARAMETERS	NUMBER
Ultimate Pit Slope, dump slope and slope stability in OCPs	30
Blasting Study in OC Mines (Reg No. 196 )	14
Strata control and Monitoring plan (SCAMP) – Reg no. 123(1) and RMR determination (Reg no. 123(2) & Structural Stability Test	12
<b>TOTAL</b>	<b>56</b>

### 19.8 TRAINING PERFORMANCE

- (a) Training Performance (No of participants)

Sl.No.	Type of Training Programme	2021-22	2022-23
1	Basic	206	370
2	Refresher	5481	5164
3	Special & Others	1039	1044
4	As per Safety Conference	1639	1634
	<b>Total</b>	<b>8365</b>	<b>8212</b>

(b) Training of Contractual employees :

Type of Training	2021-22	2022-23
UG Safety Awareness	521	1056
OCP Safety Awareness	884	809
Total	1405	1865

(c) SIMULATOR TRAINING IN BCCL IN 2022-23

	Till 31.03.2021	2021-22	2022-23
Shovel	199	87	161
Dumper	1215	53	284
Dozer	NIL	NIL	52
Dragline	NIL	NIL	10
Drill	NIL	NIL	61
Total	1414	140	573

\*\*All departmental HEMM Operators training done at NCL Singrauli & OEM's facility centre.

#### 19.9 STATUS OF PROCUREMENT ACTION TAKEN FOR FOLLOWING SAFETY ITEMS APR- MARCH, (2022-23) IS GIVEN BELOW.

Name of Item	Nos. procured	Status of procurement	Area where distributed
SCSR-30 Minutes duration	296 nos.	Supplied	Distributed to Barora Area-272 nos. & MRS-24 nos.
Mining shoes	22000 Pairs	Supplied	All Areas of BCCL
Helmet	10101	Supplied	All areas of BCCL
Gumboot	9995 pairs	Procured	All Areas of BCCL
Fire Extinguishers	500 Nos.	Procured	All Areas of BCCL
Scoop Stretchers	40 nos.	Procured	MRS, Dhansar
Methane Gas Testing Chambers	03 nos.	Procured	Barora, Bastacolla & Katras VTCs

#### 19.10 MINES RESCUE SERVICES THROUGH MRS, DHANSAR, BCCL

**A.INTRODUCTION:** - Mines Rescue Station (MRS) Dhansar is providing services to coal mining industries of India from 1941 up to 1985 under Central Coal Mines Rescue Station Committee, a Central Govt. organization. After 1985 administratively controlled by BCCL and providing services to all mines of BCCL, TATA-STEEL Jharia division and SAIL-CD through MRS and its three rescue room, viz. RR Moonidih, RR Sudamdih and RR Madhuban.

**Location:** - Mines Rescue Station BCCL is situated on the west side of Dhanbad-Jharia road at Dhansar, and 4.0 km away from Dhanbad railway station.

Rescue Room Moonidih is situated at a distance of about 12 km from railway station Dhanbad. It is 6 km from nearest railway station Karkend and just near Moonidih Project BCCL.



Rescue Room Sudamdih is situated at a distance of about 19 km from Dhanbad Railway Station, Dhanbad. It is near railway station Bhowrah and just opposite of Regional Hospital Sudamdih.

Rescue Room Madhuban is situated at a distance of about 35 km from railway station Dhanbad. Its nearest railway station is Jamuni Halt.

## B. JURISDICTIONS OF MRS AND ITS THREE UNITS:-

Sl. No.	Name of Units	Control Room no.	Serving Collieries
1.	MRS Dhansar	9931188280	All Collieries of BCCL, TATA Steel Jharia Division & SAIL-CD.
2.	RR Moonidih	9931188284	All Collieries of PB area and WJ area except Lohapatti Colliery.
3.	RR Sudamdih	9931188281	All collieries of EJ area and SAIL-CD.
4.	RR Madhuban	9931188285	All collieries of Katras, Govindpur, Barora, Block II area and Lohapatti Colliery.

**C.Total nos. of Rescue Trained Persons under MRS = 296  
(BCCL Employee = 231, TATA-STEEL employee = 41, SAIL-CD employee = 24)**

**D.APPARATUS DETAILS:-** At MRS Dhansar and its three units all the apparatus are maintained as per Mines Rescue Rule 1985 Rule 11(1) and (2) of Schedule-I and Schedule-II to meet any exigencies arising due to Mine disaster-

- a.SCBA-157 Nos.
- b.Reviving Apparatus- 25 nos.
- c.SCSR- 24 Nos.
- d.AC Rescue Van – 1 no.
- e.Fire Tender-1 no.
- f. Bucket Stretcher- 4 no.
- g.Air lifting Bag- 2 set
- h.Dummy Body – 3 nos
- i. Water Mist Fire Extinguisher-2 nos.
- j.Telescopic type Ladder – 1 no.
- k.LED Search Light -2 nos.
- l.Hydraulic Combi-tool -1 Set.

## E.ACHIVEMENT (2022-23)

### 1.Emergency dealing during 2022 -

- Rescue Recovery work-
  - a) To locate persons from subsided ground of Chanch Colliery on 21.04.2022.
  - b) Rescue of 1 person from abandoned shaft at South Govindpur on 04.05.2022.
  - c) Mock Rehearsal practiced at MRS – 04.
  - d) Mock Rehearsal attended at different collieries – 38
- Fire Fighting-36 places (Shovel fire, Dumper fire, coal stock fire, Fire in wagon, Bush fire & Apartment fire.)

**G. Other Achievements :-**

- Approval for training and issuing First Aid Certificate granted by DGMS .
- Organized First-Aid & Zonal Mines Rescue competitions at MRS Dhansar.
- Recipient of 4 different prizes in All India Mines Rescue Competition 2022.
- Successfully completed SCSR TESTING of 1 batch on 01.07.2022.
- Organized a blood donation camp on 14.06.2022.

**20. PERSONNEL:**

**20.1 GENERAL STATISTICS WITH RESPECT TO MANPOWER:**

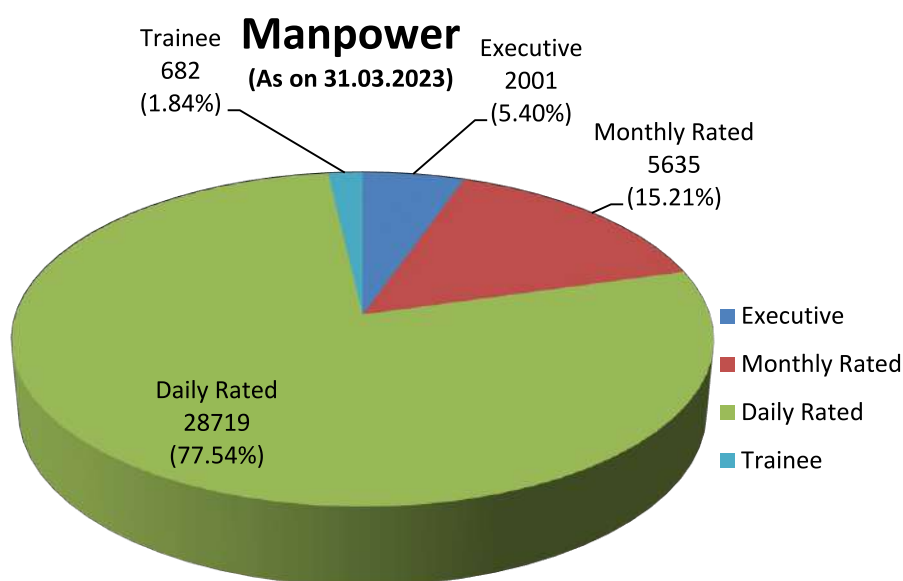
The manpower strength of BCCL as on 1<sup>st</sup> April 2022 was 38915 and it is 37037 as on 31<sup>st</sup> March 2023 showing reduction of 1878 (4.83%) manpower during financial year 2022-23.

**Comparative Status of Manpower**

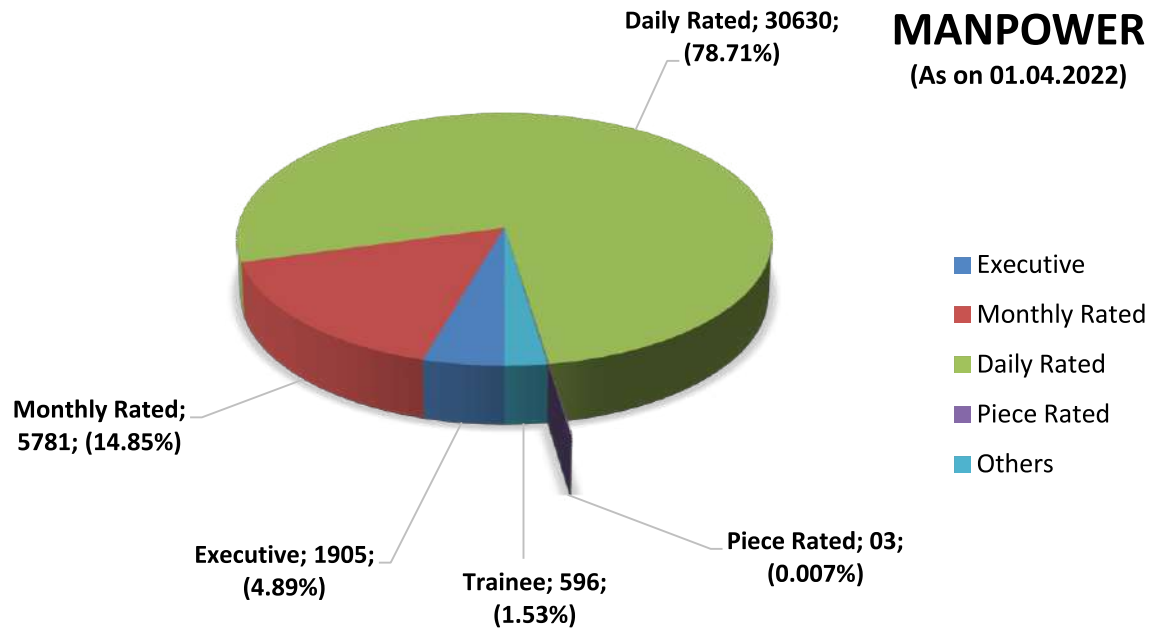
The comparative manpower strength of the Company as on 31.3.2023 compared to 01.04.2022 is as under:-

Sl.No.	Category	STATUS AS ON		Increase (+)/Decrease(-)
		01.04.2022	31.03.2023	April'2022 to March'2023
I	Executive	1905	2001	+96
II	Monthly Rated	5781	5635	-146
III	Daily Rated	30630	28719	-1911
IV	Piece Rated	3	0	-3
V	Trainee	596	682	+86
<b>Total</b>		<b>38915</b>	<b>37037</b>	<b>-1878</b>

**Net decrease of 1878 (4.83%) manpower over strength of 01.04.2022**



## MANPOWER (As on 01.04.2022)



DETAILS OF DECREASE IN MANPOWER	
Description	1 <sup>st</sup> April 2022 to 31 <sup>st</sup> March 2023
Retirement	1894
Death	469
Separation (on account of dismissal & termination)	19
Resignation	21
ERS	2
Transfer to other Company	97
<b>Total Decrease</b>	<b>2502</b>

DETAILS OF INCREASE IN MANPOWER	
Description	1 <sup>st</sup> April 2022 to 31 <sup>st</sup> March 2023
Fresh Recruitment	150
Dependent employment under NCWA 9.3.0	365
Dependent employment against Land acquisition	0
Re-instated/Re-joined	1
VRS (F)	0
Transfer from other Company	108
<b>Total Increase</b>	<b>624</b>

**Net Decrease (during 2022-23) = 1878**

### 20.2 Manpower Budget (For Non-executives):

The summary of the Sanctioned Manpower Budget 2022-23 is as follows:

Sl. No.	ITEM	Nos.
1.	Total existing manpower (excluding executives) as on 01.04.2022	37433
2.	Total Manpower Sanctioned for the year 2022-23	27606
3.	Net Budgeted Surplus of Manpower in 2022-23	9827



The Manpower Budget is based on available machines & manpower resources keeping in view the extent of mechanization of the mine in the forthcoming year for targeted production programme. The concept of Zero based budgeting is followed for assessing manpower requirement in each project/establishment.

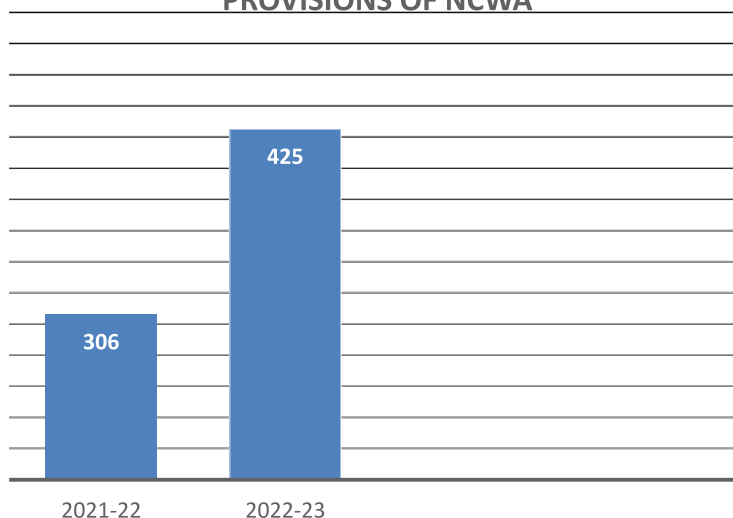
Need based provision of manpower is made for statutory, paramedical, core & essential designations/categories to achieve production target and to complete allied activities.

**20.3 RECRUITMENT & SELECTION:**

**ACHIEVEMENT OF MP&R DEPARTMENT**

Sl. No.	Particulars	Achievement (Nos.)	Remarks
1.	Compassionate employment under NCWA	425	
2.	Monetary compensation under NCWA	07	
	<b>Total</b>	<b>432</b>	
3.	a. Inter Area Transfer	207	
	b. Inter-Subsidiary Transfer	12	
	c. Manpower Rationalization	77	UG to Surface conversion- 77
	d. Sensitive Transfer	38	

**COMPASSIONATE EMPLOYMENT UNDER THE PROVISIONS OF NCWA**



Introduction of Online file tracking and Management system for compassionate employment claims namely UTKARSH:

- A planned step for trust & Transparency
- For viewing the claim status by claimant.
- To view step by step tracking and movement of employment claims.
- A monitoring tool for employment claims.

**Recruitment Matter (2022-23)**

Special Drive Open Recruitment for SC/ST/OBC have been initiated for Recruitment of 77 Nos. of Jr. Overman in T&S Gr-C. Due to finalization for deploying outsourcing agency, the matter was placed before FDs and after FDs deliberation on 20.02.2023 the same is approved for publication in Newspaper and uploading on BCCL website. The notification has been published on 02.05.2023 and is expected to be completed by 30.06.2023.

<b>Status of Contractual Manpower As on 01.04.2022</b>					
<b>Activities</b>	<b>Total no. of contractor workers</b>		<b>No. of SC contractors' workers</b>	<b>No. of ST contractors' workers</b>	<b>No. of OBC contractors' workers</b>
	<b>Male</b>	<b>Female</b>			
Mining	4336	34	601	136	1853
Transportation	657	58	113	40	242
Civil	16	4	26	9	15
Watch & Ward	147	39	25	18	74
Others	704	11	100	61	119
<b>Total</b>	<b>6030</b>	<b>146</b>	<b>865</b>	<b>264</b>	<b>2303</b>
	6176				

<b>Status of Contractual Manpower as on 01.04.2023</b>					
<b>Activities</b>	<b>Total no. of contractor workers</b>		<b>No. of SC contractors' workers</b>	<b>No. of ST contractors' workers</b>	<b>No. of OBC contractors' workers</b>
	<b>Male</b>	<b>Female</b>			
Mining	4076	3	487	169	1857
Transportation	793	19	127	36	198
Civil	215	52	25	5	20
Others	253	6	82	35	113
<b>Total</b>	<b>5337</b>	<b>80</b>	<b>721</b>	<b>245</b>	<b>2188</b>
	5417				



**Workshop on compliance of statutory welfare facilities under CL(R&A) act 1970 by contractors & Health/ Welfare facilities available at BCCL to contractors' workers as per CIL guidelines**



**Workshop in association with District Employment Exchange – Dhanbad on compliance of “Jharkhand State Employment of Local Candidate in Private Sector Act-2021 “.**

**Pension Nidan Sivr on 04.11.2022:**



**Three days Grievance Redressal Camp from 05.12.2022 to 07.12.2022:**



**BCCL Apke Dwar in February, 2023:**



## 21. HUMAN RESOURCE DEVELOPMENT

Training Vision and Strategy followed by HRD Department, BCCL has been to optimally utilize the human capital including employee skills, competencies, commitment, motivation and loyalty by continuously enhancing their existing knowledge and capabilities and creating new ones by training and retraining them in response to changing market conditions to gain sustainable competitive advantage over others.

It aims to provide continuous training for all categories of employees throughout the year through in-house training Center at HRD Complex, Kalyan Bhawan and 11 Group Vocational Training centers located in Areas. In addition, the company has arranged for a significant number of executives to attend out company training programmes at reputed training institutes within the country which includes IICM, Ranchi. Management Trainees of all disciplines are also exposed to Induction Training, Technical/Functional and Managerial

Skill Development Programmes at IICM, Ranchi.

The Department also exposes students of various Institutes to corporate world by arranging industrial/vocational training. In FY 2022-23, it had imparted industrial/vocational training to 1,113 students. Besides, BCCL is engaging apprentices of various disciplines/trades in compliance to Apprenticeship Act, 1961 and guidelines issued by Ministry of Skill Development and Entrepreneurship, Govt. of India & Ministry of Education, Govt. of India. 1150 Apprentices (i.e. 2.55% of the Workforce including Contractor workers) were provided Apprenticeship Training in FY 2022-23.

**Achievements for the FY 2022-23 are as under:**

### 1. Details of Target and Achievement of the no. of participants trained:

Place	2022-23			2021 -22		
	Target	Achievement	% of Achievement	Target	Achievement	% of Achievement
HRD	4607	5767	125.2	3794	4429	116.7
GVTC	7719	8212	106.4	8183	8365	102.2
<b>TOTAL</b>	<b>12326</b>	<b>13979</b>	<b>113.4</b>	<b>11977</b>	<b>12794</b>	<b>106.8</b>

### 2. No. of employees trained for statutory posts:

Particulars	2022-23	2021-22
Mine Managership	64	50
Overmanship	35	18
Mining Sirdarship	18	31
Surveyorship	06	16
Winding Engine Operator	00	12
Gas Testing	111*	138
Electrical Supervisor	157	201
<b>Total</b>	<b>280</b>	<b>466</b>

\*Total Gas Testing = 111 (PDPTs-92, employees-19)



**3. No. of female employees trained:**

<b>Particulars</b>	<b>2022-23</b>	<b>2021-22</b>
Executives	357	187
Supervisors	41	49
Workers	212	140
<b>Total</b>	<b>610</b>	<b>376</b>

**4. No. of employees trained in In- House training programmes:**

<b>Name of Division</b>	<b>2022-23</b>	<b>2021-22</b>
M.D.D.	3187	2583
M.T.D.	912	811
E.M.T.D.	1668	1035
<b>Total</b>	<b>5767</b>	<b>4429</b>

**5. No. of employees trained in external Institutes:**

<b>External Training</b>	<b>2022-23</b>	<b>2021-22</b>
IICM, Ranchi	396	267
Within country	861	260
Abroad	00	03
<b>Total</b>	<b>1257</b>	<b>530</b>

**6. No. of employees participated in training programmes at GVTCs:**

<b>Particulars</b>	<b>2022-23</b>	<b>2021-22</b>
Basic	370	206
Refresher	5164	5481
Special & others	1044	1039
As per National Safety conference recommendation	1634	1639
<b>Total</b>	<b>8212</b>	<b>8365</b>

**7. No. of Contractors' workers imparted training at GVTCs:**

<b>2022-23</b>	<b>2021-22</b>
1865	1405

**8. Unpaid Vocational Training provided to the students of academic institutions in Technical & Management Courses:**

2022-23	2021-22
1113	880

**9. No. of apprentices engaged during year 2022-23 :**

Category	Trade	2022-23	2021-22
Trade Apprentices (ITIs)	Various Trades	567	617
Fresher Apprentices and Skill Certificate Holders		29	--
Technician Apprentices (PDPTs)	Mining	286	253
	Non -Mining	150	159
Graduate Apprentices (PGPTs)	Mining	03	07
	Non -Mining	115	108
<b>Total</b>		<b>1150</b>	<b>1144</b>

**Special Programs Organized by the department during 2022-23:-**

- “ICE BREAKING SESSION FOR NEWLY RECRUITED MTs OF BCCL”**  
**FACULTY:HG AMOGH LILA PRABHUJI, VICE PRESIDENT, ISCKON, DELHI/ BRAHMA KUMARI SUMAN, SENIOR MEDITATION TEACHER, MOUNT ABU/ DR. PRAMOD PATHAK, EX. PROFESSOR, IIT-ISM, DHANBAD**  
**DATE: 13-04-2022**
- “TRAINING PROGRAM ON CONSTITUTIONAL/ POLICY GUIDELINES FOR SC & ST RESERVATION IN RECRUITMENT AND PROMOTIONS”**  
**FACULTY: SRI. Y. HARAKUMAR, DY. GM(P&IR), SECL**  
**DATE: 10-05-2022**
- “WORKSHOP ON DRAFT CIL HR VISION - 2025”**  
**FACULTY: SRI. CHARLES JUSTER, GM(P), NCL**  
**DATE: 11-06-2022**
- “STRESS MANAGEMENT THROUGH BLISSFUL LIVING”**  
**FACULTY: BHARTIYA YOGA AVAM PRABANDHAN SANSTHAN**  
**DATE: 28 TO 30-09-2022**
- “RECORD KEEPING”**  
**FACULTY: SRI. SRI. O. P. KHORWAL, CONSULTANT – SCOPE & CEO – EXCEL ENGINEERS AND CONSULTANT**  
**DATE: 17-10-2022**

6. **“COLLECTIVE AWARENESS AND INCULCATION OF VALUE BASED WORK CULTURE”**  
**FACULTY: DR. PRAMOD PATHAK, EX. PROFESSOR, IIT-ISM, DHANBAD**  
**DATE: 03-11-2022**
  
7. **“DOMESTIC ENQUIRIES & DISCIPLINARY PROCEEDINGS”**  
**FACULTY: SRI. KALLOL DUTT, FORMER ADDL. LABOUR COMMISSIONER, WB**  
**DATE: 20 & 21-02-2023**
  
8. **“WORKSHOP ON CREATIVITY AND INNOVATION”**  
**FACULTY: SRI. MURLI KRISHNA RAMAIAH, DIRECTOR (PERS.), BCCL**  
**DATE: 25-03-2023**
  
9. **“ELECTRONIC TOTAL STATION (ETS) AND SOFTWARE TRAINING”**  
**FACULTY:RAINBOW TECHNOLOGIES, KOLKATA**  
**DATE:09.01.2023 TO 14.01.2023**

**“ICE BREAKING SESSION FOR NEWLY RECRUITED MTs OF BCCL”**

**FACULTY: HG AMOGH LILA PRABHUJI, VICE PRESIDENT, ISCKON, DELHI/ BRAHMA KUMARI SUMAN, SENIOR MEDITATION TEACHER, MOUNT ABU/ DR. PRAMOD PATHAK, EX. PROFESSOR, IIT-ISM, DHANBAD**  
**DATE: 13-04-2022**



An ice breaking session had been organized on 13-4-2022 at COMMUNITY HALL, Koyla Bhawan for the newly recruited management trainees for their guidance and boosting their morale. Almost 150 newly recruited management trainees participated in this program under the guidance of PVKRM Rao, Director (P), BCCL. Shri PVKRM Rao was the chief guest and Shri Vinay Kajla, DIG, CISF was the special guest in this program. Session was also addressed by Shri HG Amogh Lila Prabhuji, Vice president of ISKCON Delhi, Brahma Kumari Suman of Brahma Kumari Sansthan Mount Abu and Shri Pramod Pathak, Retired professor IIT ISM, Dhanbad. Ethical value, right attitude, positive thinking and stress management issues were discussed with the participants. Glimpse of Classical music and Indian culture was also shown in the program. The program was organised by the HRD Department under the guidance of Vikas Kumar, GM (HRD), D.K. Mishra, Addl. GM (HRD). Shri Manikant Pandey, Chief Manager, HRD and Miss Dewanshi Jain, Clerk, HRD handled the stage management.

**“TRAINING PROGRAM ON CONSTITUTIONAL/ POLICY GUIDELINES FOR SC & ST RESERVATION  
IN RECRUITMENT AND PROMOTIONS” FACULTY: SRI. Y. HARAKUMAR, DY. GM (P&IR), SECL  
DATE: 10-05-2022**



One day workshop had been organised at HRD, Kalyan Bhawan on 10-5-2022 on the topic “Training Program on Constitutional / Policy Guideline for SC and ST reservation in Recruitment and Promotions” Shri Y. Harakumar, Ex- Deputy GM (P&IR), SECL elaborated on the above topic and discussed in detail about SC / ST reservations and constitutional and policy guidelines. He discussed almost all the matters regarding reservation of SC /ST and OBC and the purpose of reservation policy.

**“WORKSHOP ON DRAFT CIL HR VISION - 2025” FACULTY: SRI. CHARLES JUSTER, GM(P), NCL  
DATE: 11-06-2022**



A workshop had been organized on the topic “DRAFT CIL HR VISION 2025” on 11-6-2022 at HRD, Kalyan Bhawan in which all APMs and other Personnel Officers / Managers had participated. Charles Juster, General Manager (Personnel), NCL has taken this session. Director (P) CIL also addressed to the participants through video conferencing. Above workshop was organized in two sessions; Charles Juster, GM(P), NCL discussed with participants on above topic in the first session while in second session, participants had been divided into different groups and their advice was obtained on ‘Draft Coal India HR Vision 2025’.

**“STRESS MANAGEMENT THROUGH BLISSFUL LIVING”  
FACULTY: BHARTIYA YOGA AVAM PRABANDHAN SANSTHAN  
DATE: 28 TO 30-09-2022**



A three Days workshop had been organised on “Stress Management through Blissful Living” with Indian Yog and Prabandh Sansthan, Murthal from 28th to 30th September, 2022. Valuable information was given to Coal Officers and staff on stress management through the workshop. More than 50 officers and staff participated in this workshop. Detailed information had been given to officers about stay in stress-free working environment. Shri Rajiv Kumar Nayak, Workshop Organiser, addressed the participants and informed them about balancing life through yoga. Shri Rao, Director (P) told that number of staffs and officers are getting sick due to stress so they should be stress free and exchange positive thinking which affects their family

**“RECORD KEEPING”  
FACULTY: SRI. SRI. O. P. KHORWAL, CONSULTANT – SCOPE & CEO – EXCEL  
ENGINEERS AND CONSULTANT  
DATE: 17-10-2022**



A workshop had been organized at HRD, Kalyan Bhawan, BCCL on 17.10.2022 on the topic “Record Keeping”. Total 49 Executives participated in this program. Shri Khorwal, P.O. Consultant, Scope & CEO, Excel Engineering & Consultant, was present as faculty. He taught about importance of record keeping and told about its legal aspects.

**“COLLECTIVE AWARENESS AND INCULCATION OF VALUE BASED WORK CULTURE”**  
**FACULTY: DR. PRAMOD PATHAK, EX. PROFESSOR, IIT-ISM, DHANBAD**  
**DATE: 03-11-2022**



A workshop had been organized on the topic “Collective Awareness and Inculcation of Value Based Work Culture” on 3.10.2022 at HRD, Kalyan Bhawan, BCCL. Sri Pramod Pathak, Ex- Professor IIT, ISM, Dhanbad was the main speaker in this program.

**“DOMESTIC ENQUIRIES & DISCIPLINARY PROCEEDINGS”**  
**FACULTY: SRI. KALLOL DUTT, FORMER ADDL. LABOUR COMMISSIONER, WB**  
**DATE: 20 & 21-02-2023**



To make the Personnel Executives of the company more efficient, a two day workshop on “Disciplinary proceedings and Domestic Enquiry” had been organised by the HRD Deptt., At HRD, Kalyan Bhawan, BCCL on 20th and 21st Feb, 2023 as per directives of Sri Samiran Dutta, CMD, BCCL. 52 executives of Personnel discipline from different areas and Head-quarters of BCCL participated in the program. Sri Vidyut Saha, GM (P&IR), and Sri Kalol Dutt, ex-Addl. Chief Labour Commissioner ignited the lamp and took session on the above topic.

**“WORKSHOP ON CREATIVITY AND INNOVATION”**  
**FACULTY: SRI. MURLI KRISHNA RAMAIAH, DIRECTOR (PERS.), BCCL**  
**DATE: 25-03-2023**





A workshop was organised on the topic “Creativity and Innovation” on 25.03.2023 at HRD, Kalyan Bhawan, BCCL. The workshop was inaugurated and addressed by Sri M.K. Ramaiah, Director (Personnel), BCCL. He interacted with the participants and advised them to think out of the box. He emphasised on Creativity which is the soul of modern management as it fuels enthusiasm at work. He advised the participants to develop themselves and focus on collective growth of self along with their subordinates so that the company can grow as a whole.

**“ELECTRONIC TOTAL STATION (ETS) AND SOFTWARE TRAINING”**

**FACULTY: RAINBOW TECHNOLOGIES, KOLKATA**

**DATE: 09.01.2023 TO 14.01.2023**



Fifteen (15) new ETS Machine and Software (Electronic Total Station – Leica TS 10-R-1000) survey equipment were procured by BCCL for surveying work. Survey Equipment was provided by Rainbow Technologies, Kolkata. Along with the supply of survey equipment, the supplier company also imparted one week training from 09.01.2023 to 04.01.2023 to surveyors and survey officers working in different area/ units of BCCL. The training programme was successfully conducted at Human Resource Development Department (HRD), Kalyan Bhawan. This training of workers with higher technology will help in carrying out survey work more accurately.

## 22. WELFARE AND COMMUNITY DEVELOPMENT ACTIVITIES:

BCCL has since inception been administering, monitoring and is engaged in various activities aiming towards welfare of its employees. Prominent activities for the year 2022-23 are as under:

### 1. Educational Facilities

Aiming towards spreading knowledge for our wards and the society at large to build a better future, different types of schools are running in the command area of BCCL. Beside that we provide other facilities also as given under.

#### a) Schools

##### Project & Semi Project Schools:

With above objective, BCCL has executed MoU with reputed educational institutions viz. DAV Schools, Delhi Public Schools and Saraswati Vidya Mandir, where wards of our employees receive quality education alongwith other co-curricular activities at subsidized rates. In total there are 06 DAV schools, one each at Koyla Nagar, Alkusa, Kusunda, Lodna, Dugda, Moonidih and 02 Saraswati Vidya Mandir at Bhuli and Sinidih under the category of Project schools whereas there are 02 other DAVs at Barora and Mahuda & 01 Delhi Public School at Dhanbad running as Semi -Project schools. Every year students from these schools perform with flying colours in academics as well as sports & other extra curricular activities. During the year 2022-23, total numbers of students are **22,825** in these eleven CBSE schools running in command area of BCCL.

Alongwith other infrastructural facilities that is provided to these schools as and when required, refrigerator has also been procured for all the Eleven Schools in 2022-23.

##### **Private Committee Managed Schools**

17 Private Committee Managed Schools, which were recommended by duly constituted committee after physical verification, has been sanctioned grant in aid for FY 2021-22 amounting to total **₹40,12,000.00/-** (Forty Lakhs Twelve Thousand only). Assessment for the year 2022-23 is in process for functional schools.

#### **b) Financial Assistance towards technical education of wards of Non – Executives**

As per the clause of NCWA, financial assistance amounting to **₹44,06,194/-** towards cost of technical education in the FY 2022-23 was provided to Non-Executives whose wards were pursuing B.Tech or MBBS in IITs, NITs or any Government Institutions.

#### **c) Coal India Scholarship**

The wards of employees who perform well and secure merit as per the norms circulated by Coal India, in the respective exams were provided with scholarship. In the FY 2022-23, CIL Scholarship was disbursed amounting to **₹36,120/-** for BCCL employee wards.



## 2. BCCL Employees’ Benevolent Fund Society

BCCL Employees’ Benevolent Fund Society was formed to provide financial assistance to BCCL employees and their dependants in the spirit of benevolence towards fellow employees.

### Details of assistance provided in the FY 2022-23 :

SL NO.	FINANCIAL ASSISTANCE	AMOUNT (₹)
1	DEATH CASE	1,70,65,000.00
2	LONG SICKNESS	2,36,680.00
3	HONORARIUM	13,000.00
	<b>Total</b>	<b>1,73,92,880.00</b>

## 3.SPORTS & RECREATION

During FY 2022-23, Sports (inter-area) events were organized with adherence to the COVID -19 protocols to rejuvenate our employees.

### Sports events conducted during FY 2022-23

I. BCCL organized **Woman cricket** between BCCL Vs CISF BCCL Unit at Jealgora stadium.



II. First time ever BCCL organised football match between CMD Eleven and CISF BCCL Unit at Sijua stadium.



### III. CIL Inter subsidiary Carrom Tournament

CIL Inter subsidiary Carrom Tournament was organized by BCCL from 08.12.2022-10.12.2022 at Community hall, Koyla Nagar. All the subsidiary companies of CIL as well as SCCL participated in the tournament. Following is the result of the tournament :

Team Championship	Open Single	Doubles
Winner - WCL	Winner- CMPDIL	Winner-WCL
Runner - SCCL	Runner- WCL	Runner-SCCL

### IV. Others Sports and events organized during the year 2022-23 is as under :-

Sl. No.	Sports and events	Date	Place
1	Lawn Tennis	09.08.2022	HQ
2	Football	17.08.2022 to 22.08.2022	Sijua Area
3	Table Tennis	23/24.08.2022	Govindpur Area
4	Carrom	26/27.08.2022	CCWO
5	Chess	01.09.2022 TO 03.09.2022	Kusunda Area
6	Bridge	05/06.09.2022	Bastacolla Area
7	Cultural Meet	09/10.09.2022	Block II Area
8	Zonal Sports of different zone	Zone-1- 19/20.09.2022 Zone -2- 22/23.09.2022 Zone -3- 26/27.09.2022 Zone -4- 28/29.09.2022	At different area

Sl. No.	Sports and events	Date	Place
9	Athletics (Central Sports)	14/15.10.2022	Jealgora Stadium, Lodna Area
10	Volleyball	20/21.10.2022	Katras Area
11	Cricket	14.11.2022 to 22.11.2022	Lodna Area
12	Badminton	14/15.12.2022	Barora Area
13	Hockey	27/28.10.22	EJ Area
14	Kabaddi	14 to 19.11.22	PB Area

#### 4. Field Visits for Inspections of welfare amenities:

Departmental inspection of Filter Plants, Hospitals/dispensaries, canteens, drinking water supply, washrooms, ramps and other workplace facilities were conducted pan BCCL.

The rigorous monitoring of welfare amenities has positively resulted in improvement of welfare amenities throughout BCCL. Few such developments are:

- Construction of separate washroom facilities for male and female, where there were none as well as repair /maintenance of existing ones.
- Renovation and development works at health care facilities.
- Installation of X-Ray machine at R H Sijua.
- Renovation works at CHD.
- Facility of Ramps & Railing for P.W.D at workplaces.

#### 5. Inter Area Competition on Welfare measures:

Inter area competition on welfare measures has been organized where, assessment of filter plants, hospitals/ dispensaries and other workplace facilities is done after site inspection by Welfare Board members and officials from Welfare Dept. The best performing areas are to be rewarded in Republic Day 2023 as a motivation to keep up with development related to employee welfare. The result is as under :-

Best & 2 <sup>nd</sup> Best Area 9 Overall Welfare Measures	1 <sup>st</sup>	West Jharia Area
Best & 2 <sup>nd</sup> Best Area 9 Overall Welfare Measures	2 <sup>nd</sup>	Bastacolla Area
Filter Plants	1 <sup>st</sup>	West Jharia Area
Filter Plants	2 <sup>nd</sup>	Putkee Balihari Area
Medical facilities (Hospital+Dispensary+Ambulance)	1 <sup>st</sup>	West Jharia Area
Medical facilities (Hospital+Dispensary+Ambulance)	2 <sup>nd</sup>	Sijua Area
Workplace Facilities (Ramps+Drinking Water Toilets/ Washrooms + Canteen & Pit Head baths +Creche	1 <sup>st</sup>	Bastacolla Area
Workplace Facilities (Ramps+Drinking Water Toilets/ Washrooms + Canteen & Pit Head baths +Creche	2 <sup>nd</sup>	Barora Area
Cleanliness	1 <sup>st</sup>	Putkee Balihari Area
Cleanliness	2 <sup>nd</sup>	Barora Area
Special Achievements (plant Nursury - Sneh Smiriti Upwan)	1 <sup>st</sup>	Block – II Area
Special Achievements (Football Ground)	2 <sup>nd</sup>	Chanch Victoria Area

### 23. PENSION

Pension Cell of BCCL, Co-ordinates all the activities for timely submission and forwarding of claims of PF & Pension governed under CMPF Scheme 1948 and CMPS 1998. Department has special focus towards 'Mission Biswas' for PF-Pension claims of retiring employees in close liaisoning with CMPF authorities & Area/Units to ensure smooth processing, submission of the claims for timely settlement by the CMPFO.

#### **1. Statistics of Submission of Pension claims under Mission Biswas to CMPF Office**

(A)

Pension claims to be Submitted during 2022-23 i.e. April 22 to March 23	Pension claims submitted & forwarded during 2022-23 (Mission Biswas)
<b>1896</b>	<b>1613</b>

(B)

Pension claims received during 2022-23 other than Mission Biswas	Pension claims forwarded to CMPFO during 2022-23 other than Mission Biswas
<b>2307</b>	<b>2307</b>

#### **2. Statistics of Settlement of Pension claims by CMPF Office**

Pension claims Submitted during 2022-23	Pension claims forwarded to CMPFO during 2022-23 other than Mission Biswas
<b>3920</b>	<b>2307</b>

#### **3.Special Activities of Department:**

##### **(A) Distribution of YY Statement:**

Copy of YY Statement for the year 2021-2022 has been distributed amongst the employees. For Yr. 2022-23 YY statements are now being readily available on SAP-ERP which has been instructed for distribution to the members in timely manner so that employees could be aware of their contribution towards CMPF & Pension.

##### **(B)Submission of Annual CMPF VV Statement for the CPE 03/2022:**

All the Areas/Units/HQ have submitted VV statement for CPE 03/2022 in prescribed format to CMPFO, Dhanbad. For CPE 2023, VV are available in SAP-ERP which are being checked for further submission to CMPFO on time.

##### **(C)Seminars/ Workshops/ Coordination Meetings:**

Pension Cell has issued SOPs & guidelines during Co-ordination meeting with dealing staff, Officials & Unions for system improvement and following standard operating procedure to minimize delay in processing the PF-Pension claims. Department has also mitigated the issues raised by union representatives & officials of CMPFO to enhance effectiveness.

**1. Organization of two Pension Nidan Shivir in co-ordination with CMPFO, Dhanbad :-**
**a) Settlement/Distribution of PPO:-**

Date of Pension Nidan Shivir	No. of PPO distributed
21.07.2022	79
04.11.2022	312

b) On-the-spot Digital Life Certificate generation and creating awareness through distribution of its information in handout

c) Organization of Free Medical Check-up

d) Grievance Redressal Desk

**2. Pension Adalat**

Sr. No.	Date/Month of Pension Adalat	Name of Area
1	May 2022	HQ (DI and DII)
2	June 2022	HQ (DI and DII)
3	July 2022	HQ (DI and DII)
4	07.10.2022	Barora & Block-II
5	21.10.2022	Bastacolla
6	30.11.2022	Barora Area
7	01.12.2022	Block-II
8	02.12.2022	Sijua
9	03.12.2022	Katras
10	05.12.2022	Govindpur
11	06.12.2022	Lodna
12	24.03.2023	All Areas under CMPF Region D-II

**3.Co-ordination Meeting:-**

Detailed deliberation to access accurate information about Pendency and subsequent settlement of CMPF/CMPS claims through regular Co-ordination Meeting between Asst. Commissioner of CMPFO, D-I & D-II and Coal Company Officials. 8 co-ordination meeting held at unit level with concerned RO.

**(D) Awareness for Digital Life Certificate for Pensioners:**

Efforts have been made to create awareness regarding Digital Life Certificate amongst Pensioners through Social Media, Print Media, Digital Media and Banners-Display etc. USB finger print scanners are being utilized for generating Digital Life Certificate of Pensioners and campaigns are also done area-wise. From the month of March - 22, pension cell has started Aadhar based Face Recognition Digital Life Certificate on Android Mobile phones. With the help of Android Face App, pensioners are not required to visit office of Disbursing Agency for physical submission of Life Certificate.

During April 2022 to March 2023, Digital Life certificate through Face app- a hand out were introduced which are given every retiring employees on his superannuation day along with PPO and other documents for creating awareness and use.

**(E)PF & Pension of Contractor Worker:**

Department is in close liaisoning with CMPFO for processing and settlement of PF claims of contractor workers engaged by outsource agencies in BCCL. Getting contractor's worker under ambit of CMPFO through their registration of membership is a constant endeavor of this department. However 100% contractor's worker are covered under CMPF/EPF.

**(F)SOP for CMPFO claim settlement:**

SOPs has been distributed among units and Areas for standard practice for PF-Pension claim submission and processing along with SOP circulated by CMPFO. It has also been displayed on Company's Website.

**(G)** New Sahaj Form and Nomination Form has been fully implemented and the same are uploaded on Company's Website.

**(H) Report on Pending PF-Pension Claims:** Month wise joint report on pending PF-Pension claims are being prepared and are uploaded on Company's Website for transparency. Further CMPFO has introduced SOP for holding Co-ordination committee meeting, Pension Adalat and Joint reporting effective from April 2023 which brought more clarity in the existing process.

**(I) Joint Reporting Scheme:** As per the advisory sent to D(P), CIL & D(P)s of all Subsidiaries, CVO, CIL & CVO of all Subsidiaries vide Ref. No. PF/120/System Improvement/Joint reporting/VIG/HQ/119 dtd. 18.05.2022, in first phase, all the cases received and referred by BCCL during the period 01.01.2021 to 31.12.2021 were compiled and sent to CMPFO for indicating the status of each of the claims sent to them for settlement. And as a result of monthly co-ordination meeting, the data of disposal of cases for the above period is tabulated as under:

Period	NO OF CASES RECEIVED	As on 25.03.2022	As on 18.05.2022	As on 23.06.2022	As on 31.07.2022	As on 18.08.2022	As on 30.09.2022	As on 31.10.2022	As on 11.01.2023	As on 21.02.2023	As on 20.04.2023
Jan 2021 to Dec 2021	3516	198	123	81	65	55	40	31	23	22	15

Same process was adopted for subsequent months i.e. from Jan.' 2022 to Dec.' 2022 and Jan.; 2023 to March' 2023 as detailed in table-2:

MONTH	No. of Cases received	Settled	Pending at CMPFO	Pending at BCCL
Jan-22	445	441	1	3
Feb-22	358	354	1	3
Mar-22	397	393	3	1
Apr-22	327	321	5	1
May-22	276	271	3	2
Jun-22	319	311	3	5
Jul-22	317	311	3	3
Aug-22	281	276	3	2
Sep-22	334	326	4	4

MONTH	No. of Cases received	Settled	Pending at CMPFO	Pending at BCCL
<b>Oct-22</b>	243	227	7	9
<b>Nov-22</b>	287	257	26	4
<b>Dec-22</b>	345	256	79	10
<b>Jan-23</b>	248	201	34	13
<b>Feb-23</b>	355	193	144	18
<b>Mar-23</b>	290	124	151	15
<b>Total</b>	4822	4262	467	93

Status of Pension Claims upto 03/2023

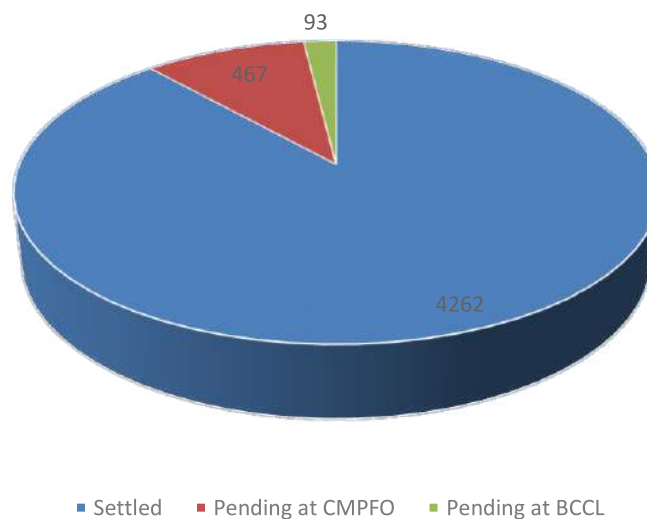


Fig: Status of Pension Claims originated during Jan. 2022 to March 2023.

Subsequent to the implementation of Joint reporting, there has been remarkable improvement in disposal of claims leading to achievement of following objectives:-

1. BCCL and CMPFO will have accurate information about the number of cases pending at their respective ends along with the reason of pendency which will help the respective management in taking suitable action for expeditious disposal of the pending claims.
2. Claimant/Members/Dependents will have easy access to information about the status of their claims.
3. Pending claims will be discussed and sorted out in scheduled monthly meeting between CMPFO & BCCL Officials.

**Pension Nidan Shivir held in July and November 2022**



**24. INDUSTRIAL RELATIONS AND LEGAL UPDATE**

**24.1 Industrial Relations Scenario at BCCL in 2022-23.**

There is a well-established bi-partite forum consisting of the representatives of the management and the Central Trade Unions for regular interaction and redressal of issues relating to production and productivity, safety, welfare and other IR matters.

Structured meetings with the Central Trade Unions for the calendar year 2022-23 were held at Unit, Area & Corporate level and thereby developing an effective harmonious relationship at workplace, in turn escalating production and productivity.



22 nos. of structured IR meetings held in the year 2022-23. More so regular interaction with the representatives Trade Unions were ensured following COVID protocols through one-to-one interaction. In addition to this, numbers of Central Consultative Committee meeting were held during 2022-23. Sincere efforts with positive approach on the part of the management have been made in handling and resolving the disputes and grievances.

An online Grievance redressal system “समाधान” (Samadhan) is in vogue at BCCL where the grievances received are registered and forwarded to the concerned authority and being redressed within a time frame.

As a result of concerted efforts, the IR scenario in BCCL in the year 2022-23 was harmonious, cordial and peaceful creating thereby a sense of goodwill amongst the workers and management and stake holders.

PARTICULARS	YEAR	
	2021-22	2022-23
STRIKE	01	-
HUNGER STRIKE	-	-
GHERAO	-	-
DEMONSTRATION	-	05
ASSUALT	-	-
OBSTRUCTION	-	-
GO-SLOW	-	-
DHARNA	-	01
STOPPAGE OF WORK	-	-
OTHERS LIKE FATAL ACCIDENT	-	04

#### Details of Strike, Demonstration & Dharna:

##### 2021-22

**STRIKE- 1.** 02 days National level strike from 28<sup>th</sup> to 29<sup>th</sup> March 2022 called by the Trade Unions affiliated to INTUC, AITUC, HMS, and CITU, etc excluding BMS.

##### 2022-23

##### STRIKE- NIL

##### DEMONSTRATION-

1. One day demonstration on 03.06.2022 at BCCL HQ gate by DCKS (BMS) against the information regarding 25% disinvestment of BCCL.

2. Charter of demand addressed to Chairman, CIL was handed over by DCKS (BMS) to BCCL management which has been forwarded to Executive Director/HoD (MP&IR), CIL vide letter Ref. No. 3772-73 dated 29.09.2022 through email.

3. Demonstration at BCCL, Hq gate by BCKU (CITU) for around 2-3 hours & submission of demand which included and demand (a) to take back the decision of 25% disinvestment of BCCL (b) take back plan to separate BCCL/ECL/ CMPDIL from CIL (c) take back the proposal to give 160 collieries to owners as per MNP & (d) early decision of JBCCI XI. Rest demands were related to BCCL. Law & Order normal.

4. In pursuance to letter Ref. No. 423 dated 11.11.2022 of Sri Sidharth Gautam, Member, JBCCI/General Secretary, JMS (communicated to CIL through email dated 11.11.2022) gathering of 10-12 people assembled at BCCL, HQ gate at around 4:00 PM on 15.11.2022 demanding for early decision of NCWA XI. The demonstration continues for half an hour and was peaceful.

Similar demonstration also held at few Areas of BCCL. No law & order disturbance.

5. Demonstration was done by JMS (BMS) on 27.03.2023 for few implementation of 19% MGB and NCWA XI. Letter and Gyappan of JMS sent to CIL through email dated 24.03.2023 & 27.03.2023. Law & Order normal.

**OTHER INCIDENTCES**

**Fatal Accidents**

1. In Bhowra South (EJ Area) heavy rain along with thunderstorm started at about 1:30 AM on 10.08.2022 (night shift of 10.08.2022) and all of a sudden at about 2:15 AM there was inrush of rain water along with heated ash near plumping station and sudden blow of steam caused burn injury to four persons present there. They were sent to CHD, Dhanbad for treatment. Subsequently Gulab Chand Mahato, (Pump Operator) was referred to BGH, Bokaro for better treatment where he succumbed to his injuries on 12.08.2023 (Morning) and Hari Shankar Gorh (Pump Operator) was referred to Vivekanand Hospital, Durgapur on 13.08.2022. During his treatment he also succumbed to his injuries on 23.08.2022 at 8:23 PM.
2. On 19.11.2022 at about 10:40 PM (first shift) Opinder Paswan and Akbar Ansari were deployed to repair leakage of delivery range of 4000 GPM pump installed in II-Seam sump on western side of mine.  
Simultaneously a pay loader deployed just above the higher bench to clean haul road, from which some stones toppled/rolled down and hit the persons namely Opinder Paswan and Akbar Ansari. Immediately they were sent to CHD for their treatment. From where they were referred to hospital at Durgapur. During treatment Opinder Paswan, Tyndal (42 years) succumbed to his injuries on 20.11.2022 at 6:30 AM.
3. On 31.12.2022, Sri Ghanshyam Bhuia (50 years), Dumper Operator, OB Dump/3, Kusunda Area was allotted dumper No.- 60774. He took the dumper from parking and instead of driving to the OB face, he drove towards OB dump. Around 6:45 AM it was found that a dumper has run him over at OB dump. Blood was observed on tyres of dumper No -60774. Thus the same allotted dumper run over his body. The dumper was parked parallel to the body, 60-70M far from body and it is evident that some unauthorized unknown person was driving the vehicle. Inquiry has already been completed. Report is awaited.
4. On 21.03.2023 the excavator Volvo 480 Sl. No. 109 was deployed at V/VI seam from previous shifts. Haul road was slippery due to rain fall from 07:00PM as a result operation was stopped from 08:00PM. Shri Tara Pd. Mahato was deputed in that shovel in night shift of 21.03.2023 He was waiting at view point with supervisor for attending the machine for operation in night shift. Suddenly they saw high flame near excavator. Immediately they reached near excavator with water tanker and saw the excavator burning and they tried to cool down the fire with the help of water tanker. In due course victim received burn injury. Immediately he was shifted to Asarfi Hospital and then to Bokaro General Hospital, Bokaro for treatment. During treatment Tara Pd. Mahato succumbed to death on 22.03.2023 at 09:30PM.

**LOSS DUE TO STRIKE**

<b>Particulars</b>	<b>2021-2022</b>	<b>2022-23</b>
<b>MANDAYS LOST</b>	<b>0</b>	<b>0</b>
<b>PRODUCTION LOST (Te.)</b>	<b>0</b>	<b>0</b>
<b>WAGES LOSS</b>	<b>0</b>	<b>0</b>

## 24.2 LEGAL UPDATE:

Name of Court	Pendency as on 31st March 2022	Pendency as on 31st March 2023	Increase / Decrease during the Year	Percentage Increase / Decrease in Pendency of Cases during the Year
Supreme Court of India	31	36	5	Increased by 16.12 %
High Courts	970	937	33	Decreased by 3.40 %
District Court	330	691	361	Increased by 109.39 %
Arbitration	07	07	0	No change
Total	1338	1671	333	Increased by 24.88 %

## 25. MEDICAL

- PME of 12158 employees was done during 2022-23
- No new case of Coal Workers **Pneumoconiosis** has been detected.
- Total **80 Camps** were organized during 2022-23
- Name of the camps:
  - ❖ Free Mega Medical Health Camp
  - ❖ Women’s Day Celebration- Swasth Naari, Samarth Samaaj – a health care camp for women , addressing the under- recognized and over looked health concerned was organized in different area hospitals. Focus on issues of menstrual, reproductive and child health, cervical and breast cancer awareness was given. Emphasis on emotional and psychological issues commonly seen during puberty, menstrual cycle, pregnancy and menopause was given and counselled.
  - ❖ Family Planning Awareness Camp
  - ❖ Mask & Sanitizer Distribution Camp
  - ❖ Covid-19 Awareness Education Camp
  - ❖ Health Check-Up & Stress Management Camp
  - ❖ Health Awareness & Life Style Modification Camp
  - ❖ Awareness Program Regarding Menstrual Hygiene
  - ❖ Mega Health Camp for Post Covid-19 Patients
  - ❖ World Kidney Day
  - ❖ World Tuberculosis Day
  - ❖ Under “**Azadi ka Amrit Mahotsav**” 12 health and wellness camps were organized in 1<sup>st</sup> week of January.

Total No of camps organized during 2022	Total No of beneficiaries
80	6472

### Ambulance:-

- 02 ALS Ambulances have been procured which are functional at Central Hospital, Dhanbad. There are total 63 ambulances (both departmental & contractual) in BCCL.

**DNB course:-** DNB course started at Central Hospital in Surgery, General Medicine, Family Medicine.

### **ACHIEVEMENT OF CENTRAL HOSPITAL, DHANBAD FOR YEAR 2022.**

- Total no. of Vaccination done at CHD -21756 including precautionary dose.
- 2 nos. of PSA Oxygen plant each of the capacity of 960 LPM installed and commissioned on 15-10-2022 and are running 24X7.
- For treating liquid waste of hospital, two nos. of Effluent Treatment Plant, one of the capacity of 30KLD and another of 5 KLD installed and commissioned.
- For proper segregation and disposal of Bio medical waste, Bar Coding system has been implemented at CHD.
- For proper disposal of Bio Medical Waste plastic shredding machine has been installed at CHD.
- Work for upgradation of front elevation of CHD building and welcome gate with ACP is in progress and to be completed very soon.
- Upgradation of public toilet complex has been done under CSR activity.
- Renovation of Waiting Hall Complex (both male and female) for attendants of patients has been done.
- Construction of a butterfly car parking shed for parking of 30 vehicles at entry gate has been completed.
- Construction of a motor cycle parking shed near OPD for parking 80 bike completed.
- Repairing and renovation 16 nos. of private cabin including all Toilets completed.
- Repairing and renovation of neo natal ICU, Blood bank and Labour room completed.
- Eight DNB students have taken admission in Post MBBS DNB courses, four in General Medicine, two in General Surgery and two in Family Medicine.
- Blood donation camps were organised at Sant Nirakari Ashram, Dhanbad on 24<sup>th</sup> April and at CHD on 10<sup>th</sup> May,2022.
- Health camp was organised for disable children at Pahla Kadam on 1<sup>st</sup> July.2022.
- Health camp was organised at Old age home at Tundi on 6<sup>th</sup> April.2022.
- Health camp (Medical and Eye check-up) was organised for BCCL pensioner at Community Hall, Koyla Nagar.
- Camp for Screening of cervical and breast cancer has been done from 3<sup>rd</sup> November to 10<sup>th</sup> November (246 patients) evaluated.
- Camp for prevention of blindness was organised in EYE OPD on occasion of Coal India Foundation day in which 70 patients were screened.
- Glaucoma Camp has been organised on 12<sup>th</sup> March 2022 on eve of World glaucoma day. Total 83 patient were screened and amongst them glaucoma suspected person were 26 (18 were follow up patients and 08 new patients).
- Hospital Management System (HMS) started at CHD from 17<sup>th</sup> November,2022.
- Pradhan Mantri Jan Aushadhi Kendra opens at CHD on 27-05-2022 to provide medicine at low price.
- All the conventional electrical Tube light fittings have been converted into energy saving LED Tube light fittings.
- Dialysis unit was upgraded with 3 new dialysis machine to carter the growing need of dialysis patient. Total 8 beds in the dialysis unit was also upgraded.
- Total number of dialysis done is 2218 in the year 2022. Currently dialysis is being done in 2 shifts.
- To improve the quality of health care, many new medical equipments like Auto Refractometer, Non-Contact Tono-meter, A-Scan machine, Visual Field Analyser (Perimeter), OCT and ND:YAG laser are installed in EYE department and High Index Operating Microscope is under procurement .
- ENT OPD work station to do nasal endoscopies and micro ear examination has been installed in ENT OPD.
- 3 nos. of High End Anaesthesia work station, 6 nos. of Multipara Monitor, Hysteroscope, FESS, 3 and 5 part Haemotogy analyser etc. under procurement.
- Gynae Laparoscope and Surgery Laparoscope procurement are under process and likely to be procured very soon.

- Digital Radiography system has been installed and commissioned. This type of Radiography system has been installed for the first time in Dhanbad.
- New surgeries like total hip replacement and total knee replacement have been started for the first time at Central Hospital, Dhanbad in 2022. Till date 06 nos. of THR and 15 nos. of TKR have been successfully done. Out of these 06 nos. of THR, 03 persons are below the age of 45 years.
- Total no. of surgeries done during the year 2022 are as follows:-

SL.No.	Department	No. of surgery
1	Orthopaedic	411
2	General surgery	1002
3	Gynae & Obs.	446
4	EYE	865
5	ENT	47
<b>TOTAL</b>		<b>2771</b>

#### **Deployment of Doctors & Staff**

- 13 Fresh recruited Doctors joined & posted on regular basis.

#### **Empanelment of Laboratory, Diagnostic & Imaging Centre**

- Empanelment of Avishkar Diagnostic centre, Saraidhella, Dhanbad for all laboratory, diagnostic & imaging at CGHS rates.

## **26. OFFICIAL LANGUAGE (OL)**

### **IMPLEMENTATION OF OFFICIAL LANGUAGE POLICY IN BCCL**

During the period under review, our company made significant progress regarding the implementation of the Official Language Policy of the Government of India. Apart from compliance with various statutory requirements of the Official Language Act and Rules, our company has also taken the initiative to promote and use the Hindi language as an instrument to establish a better connection with all stakeholders and ensure the best possible services. Our company prepared a well-planned annual action plan for achieving various goals set by the Government of India under its annual implementation program 2022-23. Through continuous monitoring and regular efforts at various levels, the company succeeded in achieving all the major goals of its annual program.

#### **Quarterly Review Meetings:**

The quarterly meetings of the Corporate level Official Language Implementation Committee were held at the scheduled time. All the four quarterly review meetings were held on 03 June 2022, 21 July 2022, 27 December 2022 and 20 March 2023 during the year. Under the guidance and suggestions received from the Official Language Implementation Committee, several new initiatives were taken during the review period. As one of the main initiatives, it was decided to conduct Rajbhasha Competitions apart from Rajbhasha Pakhwada. During the year total 6 competitions for promotion to Hindi were conducted. Regular meetings of the Official Language Implementation Committee at the area levels were also held in every quarter as per the scheduled annual Rajbhasha-Calendar.

**Workshops:**

workshops and training programs are being conducted regularly to educate the officers and staff members so that they can easily perform their routine work in Hindi. Intensive training for the technical & IT facilities available in Hindi like Kanthasth Translation memory tool, Unicode supported Hindi typing, voice typing, Hindi OCR, font converter, machine translation, e-dictionary etc. was also given through these workshops. Total 55 workshops were organized in BCCL HQ, HRD and area offices during the year.

**Seminars, Conferences and Other Events:**

This year on the occasion of International Hindi Day, a national level Rajbhasha Conference was organized in collaboration with the Town Official Language Implementation Committee, Dhanbad on 13<sup>th</sup> January 2023. Around 400 participants participated in this seminar. It was conducted in five sessions in which renowned Hindi scholars and academics delivered lectures. The seminar was inaugurated by FDs, BCCL. A Hindi book fair and a Rajbhasha exhibition were also organized on this occasion.

Another event was the Departmental 'Kavi Sammelan' which was organized on 21<sup>st</sup> February, 2023 to celebrate International Mother Language Day. In this program, 7 talented poets from various departments and areas of BCCL presented poetic text. Around 300 audience were also present on the event.

**Hindi Publications:**

Our company regularly publishes one of its half-yearly Hindi magazines called '**Koyle Bharati**'. It is a popular Hindi magazine among corporate magazines. The 37<sup>th</sup> and 38<sup>th</sup> issues of this magazine were published during the year 2022-23. These issues of the magazine were released on 14th September 2022 and 21<sup>st</sup> February 2023 respectively. Two Issues of '**Rajbhasha Sandesh**', the half-yearly magazine of the Town Official Implementation Committee, Dhanbad was also published during the year. A pocket size booklet named '**Karyalay Sahayika**' was also published for officials of BCCL During the year.

Apart from these publications, two other Hindi magazines i.e. 'Lodna Darpan' and 'Coal Rashmi' were also published by Lodna and Bastacolla area respectively.

#### Official Language Fortnight:

Rajbhasha Pakhwada was celebrated from September 14, 2022 to September 28, 2022. Various Hindi competitions like Hindi translation and terminology competition, self composed hindi poem competition, knowledge of Hindi competition for students, hindi essay competition for housewives etc. were conducted during the fortnight celebrations to promote Rajbhasha Hindi. A large number of employees participated in these competitions. The best three winners from each competition were awarded cash prizes and other participants were also awarded consolation prizes and participation certificates. Total 62 officer/staff members were awarded in BCCL HQ.

Four area offices and the six departments (technical and non-technical category) of the company headquarter were awarded the "Svargiya Shankar Dayal Singh Smriti Rajbhasha Samman" for their performance in the implementation of the official language in their offices during the year. These offices were selected as per the recommendation of the Corporate Level Official Language Inspection Committee. The prizes and shields were distributed on 28<sup>th</sup> September, 2022 on the prize distribution ceremony of Rajbhasha Pakhwara. In the program, Mr. Balendu Sharma Dadhichi, Director (Localization and Indian Languages), Microsoft was invited as chief guest and he was honoured with prestigious BCCL Koyla Bharti Rajbhasha Award on this occasion.

#### Central Hindi Library and IT infrastructure:



Our company has a well-established Central Hindi Library. At present a total of 4623 standard Hindi books of literature, science and technology, sales and marketing, computer, life management, and other subjects are available. Hundreds of important and famous Hindi books are being purchased every year. Daily newspapers, magazines etc. are also provided in the library.

All the computer systems available in the company are supported by the Unicode standard and bilingual typing feature. In the changing scenario, Rajbhasha Department has imparted training to officers and staff members 'Kanthasth Translation memory tool'. All the offices of BCCL HQ are equipped with voice typing facility in Hindi and English.

**Town Official Language Implementation Committee (TOLIC):**

Our Company has been a pioneer in spreading and promoting the Hindi language through the forum of 'Town official language implementation committee - TOLIC'. The efforts towards the implementation of Rajbhasha through Nagar Rajbhasha Karyanvayan Samiti Dhanbad under the convenorship of our company were well recognized by the Department of the official language Government of India. The first meeting of TOLIC for the year 2022-23 was held on 05<sup>th</sup> July, 2022 and the second meeting was held on 28<sup>th</sup> November 2022.

**Inspection:**

The Rajbhasha inspection was also conducted in the company as per official language rules. The internal inspection committee has conducted the inspections in Eastern Jharia, Lodna, Block-2, Barora, Katras and Sijua area including Executive Establishment, Non-executive Establishment, PIO, Material Management, IED, Quality Control, EDP, Safety and Rescue, Excavation, Civil, CSR, Telecom and Manpower & Recruitment 13 HQ Departments during the year.

**Awards and other achievements:**

- TOLIC, Dhanbad has been awarded second prize for the year 2020-21 and third prize for the year 2021-22 by the Mr. Ajay Kumar Mishra, Minister of Home affairs (state) in regional official language conference organized in Bhubneshar (Odisha) on 8<sup>th</sup> December, 2022 for the outstanding work being done by the 'Town Official Language Implementation Committee', Dhanbad under the leadership of BCCL.
- Bharat Coking Coal Limited was awarded the first prize (Official Language Excellence Award) by the Town Official Language Implementation Committee, Dhanbad in its half-yearly review Meeting held on 28<sup>th</sup> November 2022.





## 26.VIGILANCE

Brief note on actions taken by Vigilance Department of BCCL on Preventive Vigilance, Punitive Action, Surveillance detection and other important achievements

### Preface

Vigilance Department in any Organization is integral part of Management and helps the Organization in achieving its objective in a value-based manner by promoting ethics, probity and transparency which plays an important part in creating fair public image of the Organization in the society. With the current emphasis of Central Vigilance Commission on “Transparency Index”, it is necessary for any Organization to be in a state where it is rated very high in transparency which in turn is an indicator of fairness in dealings of the Organization. In order to achieve the Mission & Vision of the Company, Vigilance Department/BCCL under the guidance and Superintendence of Central Vigilance Commission & Ministry of Coal has adopted a three-pronged strategy to combat/prevent corruption/irregularities and promote equity, probity and transparency as described hereunder.

#### 1. Preventive:-

As the name indicates, this approach hinges upon undertaking of various steps which has the potential of obviating any future occurrence having a “Vigilance Angle”. This methodology includes sensitization and other practical measures like plugging loopholes by issuing appropriate guidelines for system improvement in consultation with Management whenever required, educating and counselling the officials of the organization at various forums.

#### 2. Punitive: -

This approach dominantly comprises of taking punitive action against anyone found guilty of any act of omission or commission having a “Vigilance Angle”. Punitive action is usually initiation of appropriate disciplinary action.

#### 3.Surveillance:-

This approach is based on undertaking surprise inspection based on information from complaint, credible sources, newspapers etc. Such inspections have a great multiplier effect and it deters the fence sitters.

Brief description of activities undertaken by the Vigilance Department of BCCL within the scope of above areas during the financial year 2022-23 is elaborated below:

#### A. Preventive Vigilance:

##### a) Surprise Check / Test Check:

During the year 2022-23 (from 01.04.2022 to 31.03.2023), Vigilance Department conducted 26 Surprise / Test Checks. Main thrust areas of surprise check were as under:

- i.Irregularities in Transportation of coal from Railway Siding.
- ii.Irregularities in Civil tendering / repairing job.
- iii.Weigh Bridges.
- iv.Coal Stock Measurement.
- v.Theft of Diesel.
- vi.Outsourcing patch / tendering process at CMC
- vii.IT initiative implementation.

##### b) Intensive Examination:

Importance of CTE type intensive examination of works is an effective preventive vigilance and system improvement tool. Vigilance Department undertook 09 CTE type Intensive examinations. All are under investigation.



**c) Observance of Vigilance Week for creating awareness:**

As per the directives of Central Vigilance Commission contained in OM No. 022/VGL/029 dated 08.09.2022 issued by the Secretary, CVC, Vigilance Awareness Week-2022 was commemorated from 31.10.2022 to 06.11.2022 on the theme “**Corruption Free India for a Developed Nation**”. and for cultivating the usage of . anti-corruption acts in official dealings and related activities to bring awareness right from top to bottom level in the organizational structure, successful celebration of "Vigilance Awareness Week-2022" was ensured in the entire Bharat Coking Coal Limited and its’ offices with effect from 31.10.2022 to 06.11.2022 in observance of the guidelines communicated by the CVC. On this occasion, active participation of maximum officers and employees, both at corporate level as well as Area level, was ensured by organizing various competitions/ activities based on the theme and edifying everyone to do all the official work in a selfless and impartial manner investing their persistent efforts in the anti-corruption campaign.

During the week, ample number of activities for sensitization were organized. It started with “Integrity Pledge” taking ceremony at BCCL HQ’s and all the Area’s/Unit/Collieries comprising more than 45,000 employees of BCCL.

**d) Activities/Events organized within the organisation**

- I. The Inauguration function of “Vigilance Awareness Week-2022” in BCCL was held on 31-10-2022 at 11:00 AM by garlanding Sardar Vallabhbhai Patel’s portrait and playing of CIL corporate song followed by oath taking ceremony in presence of HODs and other officers/employees headed by Functional Directors and at Area level headed by respective Area GMs and HODs. On this occasion, along with unveiling of the information to outline various programs to be organized under the theme of ‘Corruption free India for a Developed Nation’. The guidelines related to observance of vigilance awareness week were disseminated to all, requesting wide publication of all the activities / programs to be undertaken during the VAW-2022. The event was further followed by unveiling of in-house magazine “**CHEटना**” and “**e-compendium**” by the FDs and other dignitaries.
- II. Flying of balloons and release of ‘**Vigilance Rath**’ by the CVO & FDs: After the inaugural function on 31-10-2022, further essence was added to the celebration with flying of hot air balloons bearing slogans and messages of awareness along with release of ‘Vigilance Rath’ by the CVO and FDs. Balloons representing the diversity & unity of India was released to touch the sky of development and prosperity.

**Vigilance Rath** was also flagged off on this occasion. Vigilance Rath is a four wheeled Vehicle covered with Vigilance Messages on all sides and with a Public Audio device which moved around different localities of Dhanbad City during the entire week so as to sensitize the general public about the theme and other issues.

Following Vigilance Rath (a four wheeled Vehicle covered with Vigilance Messages on all sides and with a Public Audio device) have run during the entire week to sensitize the general public with the theme of VAW and on curbing of corruption:

<b>Flagged off from</b>	<b>Areas Covered</b>
BCCL HQ.	Throughout Dhanbad city.
Barora Area	Barora & Block-II Areas.
Kusunda	Kusunda, WJ & PB Areas.
Lodna	Lodna, EJ and Bastacolla Area
CV	CV Area
Katras	Sijua, Govindpur and Katras Area

- III. Workshop on “collective Awareness and Inculcation of value Based Work Culture on the theme of Corruption free India for a Developed Nation” was conducted at HRD, Kalyan bhawan, BCCL on 30.10.2022.
- IV. Workshop on “Life Style Management” at HRD, Kalyan Bhawan was held on 31.10.2022 with 56 nos. of participants.
- V. Vendor’s meet with representatives of MSME was organized by MM Department HQ BCCL on dated 04.11.2022 was held on conference hall at Level-III Conference Hall, Koyla Bhawan, BCCL HQ with 52 numbers of participants.
- VI. Workshop on “collective Awareness and Inculcation of value Based Work Culture on the theme of Corruption free India for a Developed Nation” was conducted at HRD, Kalyan Bhawan, BCCL on 30.10.2022.
- VII. Vendors meet with all prospective bidders of Hired HEMM & Transport Contractors was conducted by Contract Management Cell on dated 26.09.2022 organized at Level-III Conference Hall, Koyla Bhawan, BCCL, HQ with 65 numbers of participants.

**e) Conduct of competitions (Activities/ Events organised within the organisation):**

City/ Place / State	Specific program (Debate / Elocution/ Panel discussion etc.)	No. of participants
BCCL HQ., Dhanbad, (JH)	Essay competition for Executives	13
BCCL HQ., Dhanbad, (JH)	Essay competition for Spouses	03
BCCL HQ., Dhanbad, (JH)	Essay competition for Non-executives	20
Barora , Dhanbad, (JH)	Essay Competition for employees	19
Block II, Dhanbad, (JH)	Essay Competition	50
Block II, Dhanbad, (JH)	Debate	30
Block II, Dhanbad, (JH)	Quiz Competition	30
Block II, Dhanbad, (JH)	Panel Discussion	20
Govindpur Area, , Dhanbad, (JH)	Essay Competition	30
Govindpur Area, , Dhanbad, (JH)	Group Discussion	30
Govindpur Area, , Dhanbad, (JH)	Quiz Competition	30
Govindpur Area, , Dhanbad, (JH)	Slogan Writing	30
Katras , Dhanbad, (JH)	Essay Competition among employees	30
Sijua area, Dhanbad, (JH)	Essay Competition	12
Sijua area, Dhanbad, (JH)	Quiz Competition	15
Kusunda, Dhanbad, (JH)	Essay Competition	15
Bastacolla area, Dhanbad, (JH)	Quiz Competition	22
Bastacolla area, Dhanbad, (JH)	Essay Competition	25
PB area, Dhanbad, (JH)	Quiz Competition	13
PB area, Dhanbad	Essay Competition	10
Lodna, Dhanbad, (JH)	Debate Competition	11

City/ Place /State	Specific program (Debate / Elocution/ Panel discussion etc.)	No. of participants
WJ area, Dhanbad, (JH)	Essay Competition	11
CV area, Barakar (WB)	Essay Competition	18
CV area, Barakar (WB)	Elocution Competition	12
Washery Division, Dhanbad, (JH)	Essay Competition	40
Washery Division, Dhanbad , (JH)	Quiz Competition	40
	<b>Total</b>	<b>579</b>

Sl. No.	Activities	Details
1.	Distribute pamphlets/Banners	388 Pamphlets / 290 Stickers
2.	Conduct of workshop /sensitization programmers	As mentioned above
3.	Issue of journal/ Newsletters	250 copies of in-house magazine “Chetna” were published and e-Compendium 2022 for employees of BCCL is made available online.
4.	Any other activities	--

**f) Activities outside the organisation :**

## i) Involving students in Schools

Name of City/ Town/ Village / State	Name of School	Details of activities conducted (date of activities may also be mentioned)	No. of students involved
BCCL HQ., Dhanbad, (JH)	DAV Koyla Nagar	Essay Competition	17
BCCL HQ., Dhanbad, (JH)	DPS Karmik Nagar	Essay Competition	15
Barora , Dhanbad, (JH)	DAV Public School Barora	Painting Competition	50
Barora , Dhanbad, (JH)	Nehru Balika High School Dumra	Painting Competition	50
Block II, Dhanbad, (JH)	Nehru Balika High School Dumra	Essay Competition	100
Govindpur Area,Dhanbad, (JH)	Saraswati Vidya Mandir, Sinidih	Essay Competition	50
Govindpur Area,Dhanbad, (JH)	Saraswati Vidya Mandir, Sinidih	Quiz Competition	50
Govindpur Area,Dhanbad, (JH)	Saraswati Vidya Mandir, Sinidih	Speech Competition	10
Govindpur Area,Dhanbad, (JH)	Saraswati Vidya Mandir, Sinidih	Group Discussion	20
Katras , Dhanbad, (JH)	Balika Uccha Vidyalaya, Katras	Poster making competition	30
Sijua area, Dhanbad, (JH)	Nehru Valika Vidyalaya	Essay Competition	15
Kusunda, Dhanbad, (JH)	DAV Kusunda	Essay Competition	75
Bastacolla area, Dhanbad, (JH)	A.S.U Vidyalay Golukdih	Essay Competition	50
Bastacolla area, Dhanbad, (JH)	A.S.U Vidyalay Golukdih	Quiz Competition	40

Name of City/ Town/ Village / State	Name of School	Details of activities conducted (date of activities may also be mentioned)	No. of students involved
Bastacolla area, Dhanbad, (JH)	A.S.U Vidyalay Golukdih	Drawing Competition	40
PB area, Dhanbad, (JH)	DAV Alkusa	Theme Based Painting	243
Lodna, Dhanbad, (JH)	DAV Baniahir	English Essay Competition	50
Lodna, Dhanbad, (JH)	DAV Baniahir	Hindi Essay Competition	50
Lodna, Dhanbad, (JH)	DAV Baniahir	Painting Competition	50
EJ area, Dhanbad, (JH)	Vidya Vihar Girls School Sudamdih	Essay Competition	27
EJ area, Dhanbad, (JH)	Vidya Vihar Girls School Sudamdih	Debate Competition	10
EJ area, Dhanbad, (JH)	Vidya Vihar Girls School Sudamdih	Quiz competition	15
EJ area, Dhanbad, (JH)	Vidya Vihar Girls School Sudamdih	Painting competition	44
WJ area, Dhanbad, (JH)	UM School Moonidih	Drawing Competition	45
		<b>Total</b>	<b>1146</b>

**ii) Awareness Gram Sabhas**

Name of State	Name of City/ Town/ Village	Name of Gram Panchayat where Awareness Gram Sabhas” is held	Details of activities conducted (date of activities may also be mentioned)	No. of public/ citizens participated.
Jharkhand	Katras, Dhanbad	Lakarka one village	Gram Sabha Organized on 04.11.2022	50

**iii) Other Activities**

Sl. No.	Activities	Details
1.	Display of Banners/ Posters etc.	25 Pamphlets/ 50 Stickers
2.	No. of grievance redressal camps held	07 nos. of Grievance Redressal Camp was held during the entire period of VAW campaign wherein total 214 nos. of grievances of employees/ stakeholders were redressed during the period.
3.	Use of social media	Social Media Platforms of the organization such as Facebook, Twitter, WhatsApp were used for posting various activities organized during VAW 2022.

**g. System Improvement: -**

The following circulars / guidelines pertaining to different field / area of work were issued on the recommendation of the Vigilance Department for brining overall improvement in the procedures, systems and to ensure transparency.

1. An SOP has been issued for processing of medical claims under CPRMSE (Contributory Post Retirement Medicare Scheme). SOP is issued on dated. 12.11.2022 for its implementation.
2. Joint reporting of CMPF is carried out for steady disposal of long pending CMPF and Pension cases and redressal of grievances related to CMPF/Pension.
3. Standard formats of record keeping to maintain appropriate system for monitoring of contract element of different Transportation Contracts from coal dump – Feeder Breaker – siding Guideline regarding implementation of system of online submission of application for allotment of company quarter. SOP issued on dated. 14.02.2022 for its implementation.
4. Automation of diesel dispensing unit (DDU’s) and reading of underground storage tanks for transparent transaction and accounting of departmental HSD Consumption. Subsequently, the process is taken up for integration with SAP system.
5. Implementation of both side weighment of coal in transportation routes of BCCL. A supply order for installation and commissioning of 22 Nos. of Electronic Weighbridges of 60 te. Capacity with complete accessories has been issued and under implementation.
6. Upgradation & integration of different IT modules in a central monitoring platform at BCCL for better accountability and transparency. In this regard letter has been sent to DT (OP), BCCL on dated 12.01.23.
7. Scanning/Digitization of old records kept at confidential section of Vigilance Department is taken in light of the CVC’s guideline on “Record Management”.
8. Sub-contracting Clause in NIT/LOA/Award of contracts with special reference to LOA issued to BSNL for implementation of MPLS-VPN services in BCCL.
9. Payment of HPC wages and deduction and remittance of correct amount of CMPF/EPF of the contract workers employed by contractors of BCCL. In this regard office order has been issued from GM (P& IR) on dated 30/31.12.2022.

**B) Punitive Vigilance:**

The consolidated position of details of Cases taken up for investigation during 2022-23 is as under :

No. of cases taken up for investigation	06	
No. of investigation completed	02	
No. of cases taken up for Disciplinary Action	Cases	No. of Persons
i) Major	01	01
ii) Minor	04	19
<b>No. of Departmental Inquiries completed</b>	Cases	No. of Persons
	04	12
No. of cases in which penalty imposed	Cases	No. of Persons
i) Major Penalty	05	26
ii) Minor Penalty	05	07
No. of Surprise Checks / Inspection conducted	26	
Intensive Examination of Works /Contracts undertaken/conducted	09	
No. of Prosecution Sanction	NIL	

Apart from the above, during the financial year 2022-23, CBI has registered 02 number of cases, related to illegal gratification, criminal conspiracy, cheating, criminal misconduct etc. against 02 BCCL officials.

**C) Surveillance detection:**

Detective vigilance is aimed at identifying and verifying the occurrence of a lapse. During the financial year 2022-23, Agreed list for BCCL was prepared in consultation with SP, CBI, Dhanbad. The list of officers of doubtful integrity was also prepared for the said period.

**D) Vigilance Clearance:**

Vigilance Department of BCCL issued Vigilance Clearance giving Vigilance Status in respect of 8327 numbers of officials (Executives & Non-Executives) during the financial year 2022-23 (1.04.2022 to 31.03.2023).

**28. STATUS OF TRANSACTION AUDIT PARAS AND RTI MATTERS IN BCCL**

(Ref: Office memorandum issued by Ministry of Parliamentary Affairs, GOI dated 24.01.2018)

**A. Details of Part IIA IR Paras pending for reply as on 31.03.2023:**

Sl.No.	Area	Period of IR	Brief description of the para	Present Status
1	M&S	2017-20	Incorrect assessment of yield from own washery and underutilization of available capacity resulting in avoidable loss of revenue of ₹19.52 crore.	Reply under process.
2	Washery Divison	2016-20	Washerries lying idle due to short receipts of raw coal resulting in loss of additional revenue of ₹14.00 crore.	Reply under process.
3	Barora	2017-21	Inadequate security arrangement resulted in shortage of 4.9 lakh tonne of ROM coal valuing ₹58.72 crore.	Reply under process.
4	D(T)OP	2020-22	Non-imposition of penalty to the tune of ₹94.88 crore.	Reply under process.

**B. Details of Part IIA IR Paras Replied to C&AG during the F.Y. 2022-23 and pending for settlement:**

Sl. No.	Area/Unit	Year of IR	Para No.	Subject	Status.	Remarks.
1	MM	2014-16	1	Avoidable loss of ₹18.81 crore due to losing the opportunity on utilization of CENVAT Credit.	Replied	Pending for settlement.

**C. Details of Part IIB IR Paras Replied to C&AG during the FY 2022-23 and pending for settlement.**



Sl. No.	Area/Unit	Year of IR	Para No.	Subject	Status	Remarks
1	CMC	2018-20	2	Ambiguity in different clauses of NIT a) Qualifying Criteria b) Absence of NIT clause regarding withholding of EMD in respect of investigation / cancellation of tender process. c) Ambiguity in Working Capital d) Absence of penalty clause related to violation of EC condition. e) Ambiguity in hindrance hours clause	Replied	Pending for settlement.
2	D(T)OP	2017-19	3	(A)Poor Performance of HEMM. (B)Excess consumption of diesel.	Replied	Pending for settlement.
3	D(T)OP	2019-20	2	Avoidable payment towards usage of hired Crushers despite availability of idle departmental crushing capacity.	Replied	Pending for settlement.
4	D(T)OP	2019-20	3	Delay in installation of energy meter resulting in non recovery of electricity charges for actual consumption	Replied	Pending for settlement.
5	D(T)OP	2020-22	1	Continuation of tendering process despite non-extension of bid validity by the contractor shows a serious monitoring lapses which leading to delay in procurement of weighbridge	Replied	Pending for settlement.
6	D(T)OP	2020-22	4	Absence of clarity in NIT clause	Replied	Pending for settlement.
7	Katras	2017-20	1	Deficiency in execution of HEMM and long term coal transportation contracts	Replied	Pending for settlement.
8	M&S Dept.	2017-20	3	A) Non recovery of interest on outstanding dues. B) Loss of revenue due to under – loading of coal.	Replied	Pending for settlement.
9	MM Dept.	2019-22	1	Improper management of installation and commissioning of Feeder Breakers resulted in blocking up of funds and avoidable payment of crushing charges.	Replied	Pending for settlement.
10	MM Dept.	2019-22	3	Unfruitful expenditure ₹75.64 lakh on procurement of secondary crushers	Replied	Pending for settlement.
11	P&P Dept.	2020-21	2	Infructuous expenditure on multipurpose utilization of surplus mine water.	Replied	Pending for settlement.
12	P&P Dept.	2020-21	5	Delay in installation of 25 MW solar plant at Bhojudih.	Replied	Pending for settlement.



Sl. No.	Area/Unit	Year of IR	Para No.	Subject	Status	Remarks
13	Sijua	2012-15	2	Excess payment to contractors amounting to ₹26.8 lakh.	Replied	Pending for settlement.
14	Sijua	2015-22	1	Non-Commissioning of Feeder Breaker resulting in idle investment of ₹2.56 crore.	Replied	Pending for settlement.
15	Sijua	2015-22	3	Incorrect assessment of plantation cost of mine closure activities resulted in non-certification of excess expenditure	Replied	Pending for settlement.
16	W.J. Area	2017-21	3	Low Power factor (PF) lead to extra payment of energy charges	Replied	Pending for settlement.

**D. Details of Part IIB IR Paras pending for reply as on 31.03.2023**

Sl. No.	Area/Unit	Year of IR	Para No.	Subject	Remarks
1	Barora	2017-21	1	Avoidable expenditure amounting to ₹1.70 crore	Reply Under Process
2	Barora	2017-21	2	Misc discrepancies in mining work at Patch-B of Phularitand Colliery (a) Improper dumping of OB (b) Non recover of demurrage charges from the private contractor	Reply Under Process
3	Barora	2017-21	3	Misc. Irregularities (a) Supply of unweighted coal (b) Non-compliance of directives for grounding of SDL	Reply Under Process
4	Bastacolla	2013-15	1	Loss of ₹2.47 Crore due to non – Recovery of the extra service tax reimbursement to the contractor.	Reply Under Process
5	Bastacolla	2015-18	2	Loss of ₹7.31 crore due to Shortage of coal.	Reply Under Process
6	Bastacolla	2018-21	1	Non-providing of hindrance free site leading to increase in lead hours without approval of competent authority.	Reply Under Process
7	Bastacolla	2018-21	2	2(A) Non-availability of electricity load factor rebate leading loss of opportunity to earn additional benefit of ₹2.26 Cr. 2(B) Imposition of avoidable penalty amounting to ₹33.74 lakhs due to non-submission of the Security Deposit.	Reply Under Process
8	Bastacolla	2018-21	3	Misc. Irregularities 3(A) Deployment of surplus manpower 3(B) Under Recovery of professional tax 3(C.) Under recovery of license fee ₹2.32 lakh.	Reply Under Process

Sl. No.	Area/Unit	Year of IR	Para No.	Subject	Remarks
9	Block-II	2015-18	1	Shortage of coal to the tune of ₹24.92 crore.	Reply Under Process
10	Block-II	2015-18	2	Extra payment of ₹35.44 lac on account of procurement of spares.	Reply Under Process
11	Block-II	2015-18	5	Dispatch of raw coal to washery and selling the same as washed power coal.	Reply Under Process
12	Block-II	2018-22	1	(A) Avoidable expenditure of ₹7.18 crore due to non-utilisation of departmental HEMMs. (B) Injudicious consumption of diesel to the tune of ₹9.56 crore.	Reply Under Process
13	Block-II	2018-22	2	In-ordinate delay in procurement of capacitor banks led to avoidable payment of energy charges to the tune of ₹10.87 crore.	Reply Under Process
14	Block-II	2018-22	3	Injudicious payment of ₹3.54 crore to the coal transport contractor.	Reply Under Process
15	Block-II	2018-22	4	Remote possibilities of recovery amounting to ₹4.86 crore from the contractor.	Reply Under Process
16	Block-II	2018-22	5	(A) Loss of revenue of ₹10.65 crore due to short feeding of raw coal in Madhuban Washery. (B) Raw coal shortage to the tune of ₹1.79 crore at Madhuban Washery.	Reply Under Process
17	Block-II	2018-22	6	Pre-mature survey off of 85T dumpers.	Reply Under Process
18	CMC	2018-20	1	Excess payment of ₹2.83 crore due to consideration of incorrect factor for computation of wage escalation.	Reply Under Process
19	CMC	2018-20	3	Non – reconciliation of short receipt of 66154 mt raw coal valuing ₹17.20 crore.	Reply Under Process
20	CMC	2018-20	4	Avoidable payment of demurrage and underloading / overloading charges.	Reply Under Process
21	D(P)	2016-19	3	Payment of ₹404.18 lakh as financial assistance to the project schools in excess of deficit.	Reply Under Process
22	D(P)	2016-19	5	Non-accountal of fund for the fire fighting activities under Jharia Action Plan.	Reply Under Process
23	D(P)	2016-19	7	Accumulation of huge amount of interest on account of Land compensation.	Reply Under Process
24	D(T)OP	2019-20	1	Unfruitful expenditure of ₹2.17 crore due to injudicious operation of incomplete Rapid loding system.	Reply Under Process

Sl. No.	Area/Unit	Year of IR	Para No.	Subject	Remarks
25	D(T)OP	2019-20	4	Misc. Irregularities (A) Non availment of rebate on prompt payment of electricity charges. (B) Defective supply of Acs and stabilizers.	Reply Under Process
26	D(T)OP	2020-22	2	Delay in closure of the HEMM contract leading to loss of interest.	Reply Under Process
27	D(T)OP	2020-22	3	Violation of NIT terms and conditions in awarding hiring contract.	Reply Under Process
28	EJ	2013-15	3	Poor quality of material used in for the construction of culvert PCC drain locating platform and Wharf wall at proposed extension of 5 no. of siding at Sudamdih under EJ Area.	Reply Under Process
29	EJ	2018-22	1	Injudicious application of coal density resulted in excess payment of ₹1.04 cr.	Reply Under Process
30	EJ	2018-22	2	Excess payment of ₹2.59 cr to the private contractor.	Reply Under Process
31	EJ	2018-22	3	Improper allowance of hindrances.	Reply Under Process
32	EJ	2018-22	4	Supply of inferior grade of coal resulted in grade slippage.	Reply Under Process
33	EJ	2018-22	5	Misc Deficiencies (A) Injudicious payment of charge allowance (B) Irrational deployment of manpower in U/G (C.) Payment of penal electricity demand charges of ₹1.08 cr	Reply Under Process
34	Govindpur	2016-19	4	Loss of ₹91 lakh due to Shortage of coal.	Reply Under Process
35	Govindpur	2016-19	5	Non-shifting of GM office at newly constructed centralized office resulted in infructuous expenditure of ₹3.48 crore.	Reply Under Process
36	Govindpur	2016-19	6	Extra expenditure to the tune of ₹34.11 crore.	Reply Under Process
37	Govindpur	2016-19	7	Unfruitful expenditure of ₹98.52 crore.	Reply Under Process
38	D(F)	2012-13	7	Occupation of housing accommodation by officers/officials above their eligibility- possible loss due to recovery of lesser rent.	Reply Under Process
39	Katras	2017-20	2	Payment of Road tax and insurance premium on breakdown vehicles.	Reply Under Process
40	Katras	2017-20	3	Improper procedure adopted in evaluation of price bids.	Reply Under Process

Sl. No.	Area/Unit	Year of IR	Para No.	Subject	Remarks
41	Katras	2017-20	4	Miscellaneous Irregularities (A) Excess booking of mine closure expenditure as receivables (B) Violation of the provision of EPF and MP Act, 1952 (C.) Delay in adjustment of advances	Reply Under Process
42	Kusunda	2014-17	1	Improper analysis of mine capacity and production plan resulted in awarding of HEMM contract at cost of ₹179.44 crore.	Reply Under Process
43	Kusunda	2014-17	4	Excess payment of ₹68.29 lakh due to wrong calculation of differential wages.	Reply Under Process
44	Kusunda	2014-17	6	Unfruitful expenditure of ₹22.70 crore on construction of miners quarter.	Reply Under Process
45	Kusunda	2014-17	7	Improper payment of ₹29.47 lakh to the HEMM Contractors.	Reply Under Process
46	Kusunda	2014-17	8	Avoidable loss due to grade slippage.	Reply Under Process
47	Lodna	2016-19	1	Non-exploring the scope of splitting the composite contract to protect the financial interest of the company.	Reply Under Process
48	Lodna	2016-19	2	Non-recovery of outstanding dues pending with defaulter contractor ₹6.34 Crore.	Reply Under Process
49	Lodna	2016-19	3	Excess payment of wages escalation and demurrages charges to the tune of ₹4.60 crore.	Reply Under Process
50	M&S	2017-20	1	Delay in price fixation of raw coal and washery products.	Reply Under Process
51	M&S	2017-20	2	Non – reconciliation of deemed delivered quantity of coal.	Reply Under Process
52	MM	2017-19	3	Non – disposal of E-waste.	Reply Under Process
53	MM	2017-19	4	Undue favour to the contractor on procurement of Scania tippers.	Reply Under Process
54	MM	2017-19	5	Pre-mature failure of Horizontal Pump sets.	Reply Under Process
55	MM	2019-22	2	Imprudent procurement of Horizontal Pump of ₹3.69 crore	Reply Under Process
56	MM	2019-22	4	In-ordinate delay in procurement of capacitor banks lead to extra payment of energy charges.	Reply Under Process

Sl. No.	Area/Unit	Year of IR	Para No.	Subject	Remarks
57	P&P Divn	2020-21	1	Inordinate delay in construction of CISF Barracks.	Reply Under Process
58	P&P Divn	2020-21	3	Non-compliance of EC conditions (A) Payment of compensation of ₹2.24 crore. (B) Operations of Joyrampur colliery without valid EC (C.) Delay execution of remediation plan.	Reply Under Process
59	P&P Divn	2020-21	4	Non-surrender of sand mining lease.	Reply Under Process
60	PB	2018-22	1	Loss of revenue due to under/non-recovery of quality deduction from contractor. (A) Under recovery of the amount of Quality Deduction led to loss of Gopalichak hired patch. (B) Supply of inferior grade of coal.	Reply Under Process
61	PB	2018-22	2	Improper payment of charge allowance.	Reply Under Process
62	PB	2018-22	3	Discontinuance of production due to insufficient deployment of pumps to dewater the water logged mine.	Reply Under Process
63	PB	2018-22	4	Non-adjustment of miscellaneous and medical advance.	Reply Under Process
64	Sijua	2012-15	1	Infructuous expenditure of ₹8.93 crore on procurement of 12 No. of tippers.	Reply Under Process
65	Sijua	2012-15	3	Irregular payment of U/g Allowances.	Reply Under Process
66	Sijua	2012-15	4	Wrong calculation of the different wages payable to the hired HEMM contract worker.	Reply Under Process
67	Sijua	2015-22	2	Improper execution of the mining contracts (A) Releasing of excess payment without ensuring the quantum of work done (B) Non imposition of penalty in deviation of terms of the contract	Reply Under Process
68	Sijua	2015-22	4	Misc Irregularities (A) Excess consumption of diesel (B) Non exploring the possibilities of re-commissioning of shovel resulted in premature survey off.	Reply Under Process
69	W.W.Z.	2012-14	3	Loss of Revenue to the tune of ₹274.98 lakh due to payment of Freight charges on Hand Picked Reject.	Reply Under Process
70	Washery Division	2016-20	1	Penal electricity Demand Charges of ₹63.08 lakh due to underutilization of Patherdih 5mtpa new washery.	Reply Under Process

Sl. No.	Area/Unit	Year of IR	Para No.	Subject	Remarks
71	Washery Division	2016-20	2	Unfruitful operation of Mahuda washery resulted in loss of additional revenue to of ₹4.43 crore.	Reply Under Process
72	Washery Division	2016-20	3	Loss of revenue of ₹9.36 crore due to supply of inferior grade of washed coal to SAIL.	Reply Under Process
73	Washery HQ	2011-14	2	Grade slippage of raw coal received at washery lend.	Reply Under Process
74	WJ	2017-21	1	Non operation of the Captive Power Plant	Reply Under Process
75	WJ	2017-21	2	Delay in completion of developmental work at XV seam of Moonidhi U/G project	Reply Under Process
76	WJ	2017-21	4	Loss of coal production to the tune of 0.91 MT due to delay in commencement of coal production	Reply Under Process
77	WJ	2017-21	5	Defective internal control and monitoring mechansim (i) Missing of LW -35 dumper from the company's record. (ii) Non-receipt of land compensation from NHAI	Reply Under Process

**E. Statistics of RTI for the year 2022-23:**

Particulars	Nos
No. of Applications Received	1690
No. of Applications Replied	1618
No. of Applications Rejected	72
No. of Appeals Received	177
No. of Appeals Disposed off	177
No. of designated CPIO	16
No. of 1 <sup>st</sup> Appellate Authority	16

• **No Fine or any other kind of adverse action taken in year 2022-23.**

**F. Frequently Asked Questions (FAQ) under RTI Act are as under:-**

1. Question regarding compassionate appointment under clause No. 9.4.3 & 9.4.0 of NCWA and employment under Land Loser Scheme.
2. Regarding NIT/Tender details.
3. Service related matters like promotion, increment, etc.
4. Payment of pension/CMPF matters.
5. Details regarding outsourcing agencies.
6. Details of transfer/posting.

**29. CONSTRUCTION OF NEW WASHERIES IN BCCL.**
**Achievements in 2022-23**

- Tender for Setting up of 2.5 Mtpa Moonidih Coal Washery has been finalized.

- Successful dispatch of 0.85 million te quality washed coking coal to steel plants of SAIL through BCCL-TSL Washing Venture, designed for washing surplus coking coal of BCCL utilizing the unused washing capacity of TSL.
- In principal approval for monetization of old existing washeries of BCCL

### **Construction of New Washeries in BCCL**

#### **• Introduction**

- BCCL is committed to supply improved quality and sized coal to the consumers (Steel Plants & Power Plants.)
- BCCL is committed to reduce the import of Coking Coal for Steel Sector by enhancing the supply of indigenous washed coking coal.
- BCCL had planned to enhance its washing capacity to the tune of 16.1 Mtpa in 2023-24 through commissioning of new Washeries.
- 1.6 Mtpa Dahibari Washery and 5.0 Mtpa Patherdih Washery had already been put to commercial operation.
- 04 Washeries are different stages of implementation under BOM concept.

#### **• Present Status of New Washeries Under Implementation in BOM basis**

At present, BCCL is involved in setting up of 04 Washeries to enhance the washing capacity to the tune of 12.0 Mtpa. The Brief Status of the 04 Washeries are as under:

<b>Sl. No.</b>	<b>Washery</b>	<b>Capacity (Mtpa)</b>	<b>BOM Operator</b>	<b>Expected date/ date of Commissioning</b>	<b>Status</b>
1	Madhuband	5.0	HEC Limited	April-23	Trial run has been completed..Two nos. of mixed rake has been dispatched to SAIL on 19.08.2022 & 08.11.2022 respectively. Performance Guarantee will be started shortly
2	Patherdih-II	2.5	ACB (India) Limited	Jan-24	40% construction work completed. Design & Engineering, Civil & Structural Works, Procurement of equipment, erection, etc. are in progress.
3	Bhjudih	2.0	ACB (India) Limited	June-23	75% construction completed. Design & Engineering, Civil & Structural Works, Procurement of equipment, erection, etc. are in progress.
4	Moonidih	2.5	ACB (India) Limited	June-26	Tender has been Finalized and LOI has been issued to M/s ACB (India) Limited on 17.08.2022 Public Hearing was conducted on 04.03.2023 to obtain EC from MOEF&CC.
	Total	12.0			

### **IMPORTANT MILESTONES ACHIEVED IN 2022-23**

#### **A.Setting up of New Washeries under BOM (Build-Operate-Maintain) concept**

##### **1. 5.0 Mtpa MADHUBAND WASHERY**

- Trial run of the washery has been completed.
- Two mixed rake has been dispatched from the washery to SAIL on 19.08.2022 & 08.11.2022 respectively.
- Performance Guarantee Test will start shortly

**2. 2.5 Mtpa PATHERDIH WASHERY**

- Encroachers have been shifted from proposed land.

**3. 5.0 Mtpa PATHERDIH WASHERY**
**• Construction of BOBR Track Hopper -**

Tender was finalized and work order was issued to the L-1 Bidder, M/s. ACBIL – SIPS (JV) on 28.02.2022 and site was handed over on 09.03.2022. Excavation at site is completed. PCC/RCC is started.

**• Construction of Rapid Loading System-**

Survey, Soil Testing and Design & Engg. Completed. About 70 % of Civil Work completed. Supply of Plant & Machinery also started.

**4. 2.5 Mtpa MOONIDIH WASHERY**

• Tender has been finalized and LOI has been issued to the L-1 Bidder, M/s ACBIL on 17.08.2022.

• For getting Environmental Clearance, Public Hearing was conducted on 04.03.2023. Final EIA/EMP Report is under preparation at CMPDI HQ, Ranchi.

**B. DEVELOPMENT OF RAILWAY SIDING FOR NEW WASHERIES**
**1. 2.0 Mtpa BHOJUDIH WASHERY**

- Civil work completed – 95 %.
- OHE Work completed – 40 %.
- S&T Work completed – 80 %.

**2. 5.0 Mtpa PATHERDIH WASHERY**

- Civil work completed – 70 %.
- OHE Work completed – 50 %.

**3. 2.5 Mtpa PATHERDIH WASHERY**

- Civil work is in progress (50 %.)

**4. 2.5 Mtpa MOONIDIH WASHERY**

Final FSR was submitted by M/s RITES on 02.03.2023 and after its acceptance by BCCL it was submitted to SE Railway for approval on 17.03.2023.

**Capital Expenditure in Construction of New Washeries in 2022-23**

Name of the Washery	Approved Budget (₹ in Crore)	Actual Expenditure (₹ in Crore)	% Utilization
5.0 Mtpa Madhuban Washery	5	3.3	66.00 %
2.5 Mtpa Patherdih Washery	60	31	51.67 %
5.0 Mtpa Patherdih Washery	50	20	40.00%
2.0 Mtpa Bhojudih Washery	100	89	89.00%
TOTAL	215	143.3	66.65%

**New Initiative**
**1. Monetization of old existing washeries of BCCL.**



- i. BCCL Board has in principle approved for the Monetization of 4 (four) nos. of old existing Washeries of BCCL vide Circular Resolution No.3/2022.
- ii. Work has been awarded to M/s SBI Cap as transaction advisor for preparation of transaction plan of monetization of these 04 existing washeries.
- iii. M/s SBICAP has submitted the Transactional Plan for Monetisation of 2.0 Mtpa Dugda Washery in Feb'2023.
- iv. BCCL Board has approved the Transaction Plan for Dugda Coal Washery with some modifications in its meeting held on 08.02.2023.
- v. This approval has been sent to CIL & MoC for final approval.

**2. PERFORMANCE OF BCCL-TSL WASHING VENTURE IN 2022-23**

- i. Raw coking Coal supplied to TSL Washeries- 1.59 million Tonne.
- ii. Despatch of Washed Products:

<b>Product(s)</b>	<b>Washed Coal to Steel Plants (MT.)</b>
2020-21	0.37
2021-22	0.63
2022-23	0.85
<b>Growth in 2022-23 wrt 2021-22</b>	<b>34.01 %</b>

**iii. Import Substitution**

*0.85 Million Tonne Washed Coking Coal for Steel Plants/Country in 2022-23.*

- iv. Increase in Consumption of Indigenous Washed Coking Coal in Steel Plants of SAIL from 3600 tpd to 5700 tpd due to supplied Washed Coking Coal through this Washing Venture.
- v. SAIL has appreciated the consistent quality of Washed Coking Coal [@ 18.5% ash level] supplied through this Washing Venture.



**2.0 MTPA BHOJUDIH NLW WASHERY UNDER CONSTRUCTION**



**5.0 Mtpa MADHUBAN NLW WASHERY UNDER CONSTRUCTION**



**2.5 Mtpa Patherdih NLW WASHERY UNDER CONSTRUCTION**

### 30. STATUS OF EXECUTION OF JHARIA MASTER PLAN

#### Master Plan for Dealing with Fire, Subsidence and Rehabilitation

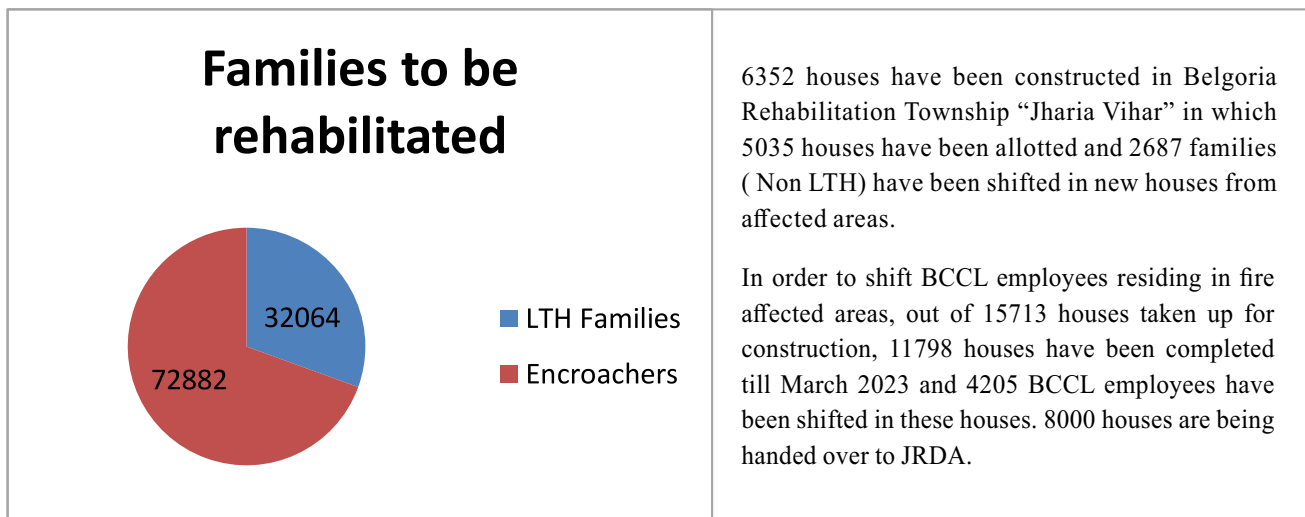
The Master Plan for dealing with fire, subsidence and rehabilitation in the lease hold of Bharat Coking Coal Limited (BCCL) and Eastern Coalfields Limited (ECL) was approved on 12<sup>th</sup> August 2009 by Govt. of India with an estimated investment of ₹7,112.11Cr. for Jharia Coalfields and ₹2661.73Cr. for Raniganj Coalfields. Implementation period has been delineated as 10+2 years. The tenure of the same has been ended on 11<sup>th</sup> August 2021.

As per the directive of Cabinet Secretary, a Committee to review Jharia Master Plan under the Chairmanship of Secretary (Coal) was constituted on 25<sup>th</sup> August 2021. The committee has submitted its report which is under approval.

#### Summarized Status of Implementations of Jharia Master Plan (in the lease hold of BCCL)

**Fire dealing:** The coal mine fire survey/study was instituted by BCCL through National Remote Sensing Center (NRSC), Hyderabad for delineation of surface coal fires in Jharia Coal Field. As per latest survey of 2021-22, 27 locations are to be dealt for the above mentioned purpose. Out of them, 16 location were found to be economically viable and henceforth are in operation. From the balance 11 locations, as per latest report of NRSC, at 10 locations fire has shown decreasing trend or marginal fire and overall surface fire area has substantially reduced to 1.8 sq km. Hence these locations are being dealt by surface blanketing. The process of digging out the fire at remaining 1 location is found to be economically unviable for which proposal has been sent to CIL for Viability Gap Funding (VGF).

**Rehabilitation -** As per the Master Plan, total 54,159 families in 595 nos. sites were to be surveyed. CIMFR, ISM, Whiz Mantra and JRDA has completed the survey of 595 sites in 2020 as follows:



### 31. ENVIRONMENT & ECOLOGY

- Corporate Environmental Policy of BCCL aims Environment Management on concept of sustainable development which is achieved by concerted efforts of employees of BCCL and dedicated environment management system. Since changes in working environment are dynamic, the Environmental policy is revised periodically to suit current requirements and initiatives are being taken accordingly. To ensure environmental compliances, Environmental engineers are placed at all Areas supported by a dedicated environment Department at HQ.

BCCL has made sustained and large scale efforts for better environment. A summary of environmental activities /status is as under:

## (A) ENVIRONMENTAL CLEARANCES FOR BCCL MINES & WASHERIES

BCCL has formulated a Cluster Concept grouping all its operative/inoperative/proposed mines (including Pit head washeries) into 17 Clusters for obtaining environmental clearances and management thereof. BCCL is the pioneer company in the coal industry to formulate the cluster concept for EIA-EMP preparation and grant of Environmental clearances. MoEF&CC has approved this Cluster Concept in Dec., 2009 and advised to go ahead with preparation of EIA-EMPs for all its clusters for grant of Environmental clearances.

### STATUS OF EC

#### MINES:

- EC of all 17 clusters is available covering all operative, closed and proposed mines.
- Amendment is obtained as per individual mine requirement keeping cluster capacity same. As per production requirement, Amendment of EC of Cluster VIII obtained on 28.03.2023 to facilitate Kuya Colliery and Bastacolla colliery.
- Total peak Capacity for 17 clusters is 93.04 MTPA.

#### WASHERIES:

- Environmental Clearance of Moonidih Washery, Sudamdih Washery, & Dahibari Washery for normative capacity of 1.6 MTPA each available under cluster XI, X and XVI respectively.
- Environmental Clearance for Patherdih coal Washery 5.0 MTPA Madhuban Coal Washeries 5.0 MTPA, proposed Patherdih coal Washery 2.5 MTPA, Dugda Washery 2.5 MTPA, Bhojudih washery 2 MTPA are available.
- For expansion of Cluster XI for inclusion of New Moonidih Washery 2.5 MTPA, Public hearing conducted on 04.03.2023. RO, MoEFCC has carried out inspection on 03.04.2023-04.04.2023. Final EMP is under preparation.

### ENVIRONMENTAL COMPLIANCES:

BCCL has taken actions for compliance of all conditions of Environmental Clearances and submitting the compliance to regulatory authorities regularly which along with Clearance letters are uploaded on BCCL official website.

- As per conditions of EC, Monitoring locations are fixed on cluster basis in consultation with JSPCB, Ranchi. CMPDI, RI-II has been entrusted with the work of environmental monitoring of mines /washeries.
- Studies required under EC are being conducted. Ground water monitoring, satellite based land use, vegetation cover mapping, reduction in pollution by reducing road transport etc are entrusted to CMPDI.
- Report of Source Apportionment Study undertaken through NEERI, Nagpur has been shared with Jharkhand Pollution control Board (JSPCB) including replies to comments of JSPCB for coordinated approach by all stakeholders.
- In addition to existing fleet of conventional mobile water sprinklers,
  - 18 nos of water sprinklers with Mist system procured and commissioned by excavation department in last 03 years out of which 02 procured in 2022-23.
  - 08 mobile fog cannon and 07 trolley mounted fog cannon are operational. 16 Trolley Mounted Fog Canon have been procured in 2022-23 and under commissioning.
- To cover mines, sidings and washeries, 40 nos of online PM10Analyzers procured out of which 39 are connected with State Pollution control Board Portal and balance 01 is in process of connectivity.
- Tender for 12 COAAQMS has been done in 2022-23. Purchase order placed for supply of COAAQMS by July 23.
- Purchase order for procurement of 01 Mechanical Sweeper has been placed and will be supplied by June 2023. Tender for procurement of 02 Mechanical Sweeper has been floated.
- Establishment of 23 nos Piezometer wells for cluster of mines of BCCL command area for Ground water monitoring has been completed. DWLR have also been installed in 5 Piezometers and is under process in other piezometers.
- NRSC is carrying out periodic Time series coal mine Fire Mapping (Thermal Infra-red), submitted report in 2014, 2018 and 2021.
- Green belt is continuously being developed to work as barrier to air pollution.

**(B) FORESTRY CLEARANCE:**

BCCL is identifying forest land as per record of State Forest Department, State Land & revenue department and obtaining forestry clearances wherever applicable.

- Stage-I proposal for diversion of 16.49 Ha of forest land in Kuya colliery, Bastacolla Area forwarded to Regional office MoEFCC by State Govt .
- FRA Certificate and NoC of GM JJ land awaited for processing of Stage IFC proposal of Muraidih Colliery .Necessary follow up being made with District authorities

**(C) Ground Water No Objection Certificate:** BCCL has obtained NOC for Ground water abstraction for all Clusters of mines under CGWA.

**(D) CONSENT FROM PCB:** The CTO of all clusters of mines have been renewed.

**(E) PHYSICAL RECLAMATION & BIOLOGICAL RECLAMATION**



**BIOLOGICAL RECLAMATION**

- 1) Till 2022-23, BCCL has done biological reclamation over 1596.03 Ha consisting of 34,28,799 no. of plants including 35,544 gabion plantation.
- 2) In FY 2022-23, 84.49 Ha of greening activities have been done as follows:
  - i. Biological reclamation/Afforestation over 61.3 Ha of degraded land / OB dumps/ deep seated coal Areas of BCL has been done.
  - ii. Grassing over 20 Ha of temporary OB dumps have also been done.
  - iii. 3508 of avenue Plantation has been done at Block-II, Govindpur, Sijua and Kusunda Area. (equivalent to 3.19 Ha)



**Ecological restoration site, Murulidih, Western Jharia Area**



**Afforestation site, ABGC, Govindpur Area**

### **ECO-PARKS**

Along with establishment of the natural forests over the degraded mined out areas and OB dumps, BCCL has also been developing eco-parks over some degraded mined out areas and OB dumps sites, with an aim to connect with the local communities residing nearby the mining areas of BCCL. BCCL has developed 07 Eco Parks namely Gokul Eco-cultural Park, Lodna Area, Vrindavan Eco Park, Kusunda, Parasnath Udyaan, Katras Area, Tetulmari Bio-diversity Park, Sijua Area, Netaji Subhash Chandra Bose Eco-Park and Govardhan Eco-park, Bastcolla Area, Panchvati Eco-park Koyla Nagar.



**Govardhan Eco-park, Bera, Bastacolla Area**

**(F) MINE CLOSURE PLAN IMPLEMENTATION**

Mines of BCCL are under progressive closure phase for which 56 Mine Closure Plans for mines/group of mines are prepared. out of 56 mine, 14 mines are presently inoperative. Annual closure cost are regularly being deposited into ESCROW A/c opened for the purpose and BCCL has deposited ₹577.30 crores in ESCROW A/cs till 31.03.2023 as a security for Closure activity implementation and showing commitment of BCCL in this regard. CCO has released reimbursement of ₹43.88 Crores which includes ad hoc reimbursement of ₹36.415 Crores (50% of amount claimed) for 20 mines and final payment of 06 mines. For second phase of mine closure audit, proposal are sought from MoC notified agencies.

**(G) ENVIRONMENTAL AWARENESS**

BCCL has taken steps to sensitize all stakeholders for developing a better environment:

**a) Eco-Mining Tourism:** Since 2016-17, BCCL has been promoting the Eco-mining tourism in its mines and ecological restoration sites /Eco-Parks for showcasing the mining activities and ecological restoration sites /Eco-Parks. Every year various schools, colleges and professional institutes have been visiting these eco-restoration sites and eco-parks to know about the mining and the suitable method to restore these degraded lands into natural vegetation of the region.



**b) Environmental Newsletter Of BCCL :**

BCCL is publishing “Paryavaran Darpan”, an environmental newsletter to create awareness about the various concepts related to environment & mining and to provide platform for sharing the best practices, disseminating valuable information and propagating awareness that will pave the way for attaining the goal of environment protection, since 2015. The newsletter is uploaded on BCCL website for awareness.





- c) To create environmental awareness, sensitisation to surrounding public and other stake holders and create environment friendly image of company, BCCL environment department is present in social media and take parts in various seminars and functions. World Environment day was celebrated with active participation of employees & their families, school children.
- d) All the environmental clearances, EC compliances are uploaded in BCCL's official website for public information. The same are displayed in the notice boards at Areas and HQ level. Various environmental management activities of BCCL are also available on BCCL's web site.

**(H) POLLUTION CONTROL MEASURES**

**a. Air Control Measures**

- i. Mobile water sprinklers are deployed for dust suppression on haul roads. In addition 16 water sprinklers with mist attachment, 08 truck mounted fog cannons and 07 trolley mounted fog cannons are deployed for effective dust suppression. Additionally 16 trolley mounted fog canons are under commissioning.





- ii. Wheel washing arrangement has been provided in Katras, EJ, Sijua, Kusunda, Bastacolla Area and Moonidih Washery.
- iii. Coal Handling Plants (CHPs) are being enclosed to reduce coal dust emission outside CHP.
- iv. Drills are provided with dust extractors/wet drilling mechanism.
- v. Non-active over burden (OB) dumps is provided with grass cover to prevent dust emission.
- vi. Regular ambient air quality monitoring is being done to monitor the air quality and corrective actions are being taken in case of any adverse report.

**b. Water pollution control measures**

- i. Water pollution control is being done through Oil and Grease trap for effluent generated from Workshops in various mines of BCCL.
- ii. Toe wall and Garland Drain has been constructed around OB Dumps to avoid siltation and surface run-off from OB dumps.
- iii. Oil recovery Floating oil, recovered from Oil and Grease traps is collected in drums which are stored in a raised paved area having drains to collect back spillages. Used Oil collected during maintenance of vehicles and HEMMs are collected and stored in lid tight leak proof drums. Authorization from State Pollution Control Board is duly taken for each individual Project for storage of used oil which is Hazardous waste (Cat. 5.1). This used oil is disposed through e-auction to authorized recyclers.
- iv. In addition of mine water use for industrial use such as dust suppression, firefighting, it is also used for domestic purposes and irrigation. The mine water is treated with pressure filters /Rapid gravity filters /slow sand filters/RO for utilization as drinking water. An MoU has also been signed with State Government by CIL, CSR department for Gainful use of Mine Water under which State Government will implement schemes using mine water from BCCL.
- v. 18 Rain Water Harvesting structures have been constructed in Area Offices/ CISF Camps/ BCCL quarters to augment ground water. Piezometer have been installed to monitor ground water level and DWLR is being installed for the same.
- vi. Bid for installation of 138 flow meters with telemetry has been floated on 31.03.2023 to quantify the mine water use.



**c. Disposal of Hazardous solid waste containing oil**

This comes under Hazardous Waste Category 5.2. Authorization from State Pollution Control Board is duly taken and these wastes are stored in specifically constructed sheds and disposed off through authorized Common Treatment Storage & Disposal Site, available in the state.

**d. Noise Pollution Control Measures**

Noise generation by equipment is kept under control by regular maintenance. Blasting operations are carried out between 14:00 to 15:00 hours only i.e. during change of shifts. Ear-muffs and ear-plugs are provided to employees wherever required.

**e. Bio Medical Waste Management**

Bio Medical Waste at Regional Hospitals are being disposed off through authorized CBWTF except Central Hospital, Dhanbad where in-house incinerator is operative.

**(I) Legal compliances**

- In OA No. 01/2018 in the matter of Palwal Jithender Reddy vs Union of India, MoEFCC being a respondent through its Integrated Regional Office (IRO), Ranchi submitted another Monitoring report dated 18.04.2022 wherein it has reported 1 General condition as Not-complied, 12 specific conditions as partially complied, 18 specific condition as complied/being complied but further action needed, 2 general conditions as partially complied and 7 general conditions as complied/being complied but further action needed. MoEFCC issued letter for attending personal hearing on 03.06.2022, wherein officials of BCCL appeared and submitted the compliance status and fire dealing measures earlier taken in Amalgamated Joyrampur Colliery. JS directed to submit a detailed reply and GM Lodna vide e-mail dated 29.06.2022 to MoEF&CC submitted the detailed reply in this regard.

On alleged opencast mining by BCCL before grant of EC in the Original application filed in EC, MoEF&CC concluded that there is no apparent violation of EIA notification, 2006 on part of BCCL. However, it also noted that no serious efforts were undertaken beyond this one year of contractual assignment on fire management. Considering this as non-compliance along with transport related, OB dump and plantation related alleged non compliances, it recommended SPCB for environmental damage cost imposition and compliances within six months. The case at NGT disposed off with recommendation as of MoEF&CC. JSPCB has issued show-cause with environmental compensation of ₹6,03,98,438/- for discontinuing fire dealing operation at Amal Joyrampur Colliery. Reply submitted to JSPCB on 07.03.2023, final order awaited.

- JSPCB vide Order Ref no. B-180 dated 21/01/2022 issued notice to Chief Medical Officer, Central Hospital Dhanbad for non-compliance of Bio Medical Waste Rules, 2016 (stayed by appellate authority) and thereafter a closure order was received by CMS, CHD on 31.03.2022 vide Memo no. JSPCB/B-548 dated 11.03.2022 issued by Member Secretary, JSPCB. The closure order was later cancelled and withdrawn by MS, JSPCB. CMS, CHD ensured all compliances of Bio Medical Waste Rules, 2016 and an ETP of 5KLD capacity has also been installed along with an additional ETP of 30 KLD procured for treatment of liquid effluent.

JSPCB vide Order Ref no. B-180 dated 21/01/2022 issued notice to Chief Medical Officer, Central Hospital Dhanbad imposing Environmental Compensation of ₹1,37,46,250.00 (Rupees One Crore Thirty Seven lakhs Forty Six Thousand Two hundred and Fifty only) for non-compliance of Bio Medical Waste Rules, 2016 owing to non-installation of Effluent Treatment Plant (ETP) and non-segregation of liquid effluent. CHD ensured compliance and installed and commissioned an ETP of 5 KLD on 29.03.2022. A Work order for additional ETP of 30 KLD has also been placed on 31.03.2022 through Bid done on GeM portal. However, a closure order was received by CMS, CHD on 31.03.2022 vide Memo no. JSPCB/B-548 dated 11.03.2022 issued by Member Secretary, JSPCB. Appeal no. 7 of 2022 has been filed through panel advocate Shri Anoop Mehta in Appellate authority wherein stay order has been issued by Revenue Board, Ranchi, GoJ. JSPCB has filed its counter affidavit and the same has been communicated by advocate on 15.07.2022, accordingly supplementary affidavit has been prepared and filed by BCCL Panel Advocate Shri Anoop Mehta. Meeting for hearing in Board of Revenue, Ranchi GOJ, was scheduled on 21.09.2022 was deferred, next date not yet scheduled.

- JSPCB vide Order Ref no. B-1948 dated 19/09/2022 issued notice to Project Officer, ABOCP BCCL imposing Environmental Compensation of ₹75,93,750.00 regarding non-compliance imposed on the basis of the inspection made on 02.08.2022 by R.O., JSPCB in reference to recommendation made by NGT for the Original Application No. 269/2021 in the matter of Vijay Sharma versus State of Jharkhand. In this regard, ABOCP mine has requested The Chairman, JSPCB vide letter no. BCCL/Project Officer/22/3906 Dated 1.10.2022 to waive off the Environmental Compensation levied considering various facts and plea as NGT committee recommendation is already been implemented as per directions issued by JSPCB. Furthermore, an Interim Application (IA) was also filed in Hon'ble NGT to set aside the order of JSPCB and the Project Officer, ABOCP also directed M/s AMPL (contractor engaged) to submit a surety/Guarantee of amount equivalent to ₹75,93,750.00. Hon'ble NGT in its hearing dated 22.11.2022 has rejected IA application of BCCL and directed BCCL to pay the assessed amount of compensation and take remedial action as per the recommendation of the order. Further appeal in Hon'ble Supreme Court has been done. The hearing date is awaited.

**(J) Miscellaneous:** A Sustainable development Cell is also being working under the aegis of SDC, Ministry of Coal for environment, social and sustainable activities in BCCL to ensure benefit to all stakeholders.

## 32. CIVIL

### 32.1 Major Activities undertaken and accomplished by Civil Engineering Department during 2022-23.

Section : Welfare		
Sl. No.	Achievement	₹ lakh
1	Building Data of entire BCCL building updated on GLIS Portal	NIL
2	External facelifting of CHD Building completed	323.00
3	Renovation of Karmik Nagar Dispansary completed	6.00
4	R.O filter plant installed in front DAV School, Koyla Nagar	5.00
5	AMC for door to door garbage collection started in Koyla Nagar, Jagjivan Nagar, Karmik Nagar Township	160.00
6	Upgradation of external pipe line for drinking water supply for Karmik Nagar and Jagjivan completed.	106.32
7	Construction of vertical garden near Director's Enclosure completed successfully.	92.50
8	Construction Multipurpose hall (Jubilee Hall) completed near A- type, Sector-1	56.34
9	Construction of boudary wall of CISF play ground with external facelifting of Nehru Complex, Koyla Nagar completed.	67.97
10	Work for upgradation of VIP Guest House at Koyla Nagar is in progress.	140.04
11	Construction of synthetic lawn tennis court near Black- Diamond Club completed	64.63
12	Two Nos. ETP at CHD and one number ETP at Koyla Nagar Hospital installed.	40.80
13	Roof treatment work of quarters of Karmik Nagar, Jagjivan Nagar, HRD building completed	74.79
14	Construction of Three (03) No. wooden badminton court in Koyla Nagar township is in progress.	64.62

15	Upgradation of entrance lobby at Basement and construction of porch at Administrative Block and other misc. works at Koyla Bhawan, BCCL awarded	43.94
16	Roof treatment work with APP started for A,B, C and D type quarter of Koyla Nagar	290.79
17	Upgradation of C& D type quarter with provision of additional toilet started at Koyla Nagar Township.	1888.07
18	Renovation and upgradation of Balconies of A & B type quarter started at Koyla Nagar Township.	344.46
19	Renovation and upgradation of Balconies of A & B type quarter started at Koyla Nagar Township.	219.26
20	Upgradation of C& D type quarter with provision of additional toilet started at Jagjivan Nagar and Karmik Nagar Township.	685.56
21	DPR for Solid Waste Management prepared for Koyla Nagar Township.	11.56
22	Construction of four lane road with parking facilities from steel gate chowk to CISF check post is in progress.	228.63
	<b>Sub Total</b>	<b>4914.28</b>
	<b>Section : Industrial</b>	
1	LOA for Construction of Two Nos. of Bridges at Khudia (11.05 Cr.) and Katri (11.12 Cr.) issued and soon to be awarded.	2217.00
	<b>Sub Total</b>	<b>2217.00</b>
		<b>7131.28</b>

### 33. Public Relations

Public Relations Department, BCCL, provides strategic and tactical communications services to the employees as well as all the stakeholders of the company with objective *“to enhance brand recognition and effectively communicate with the target audience through a well-planned media strategy that delivers the appropriate key message, at the correct time and place”*. The Department is determined to implement best practices in public relations and corporate communication.

PR department is always aims to communicate key messages *"Fueling India's growth with coking coal sustainably with responsible mining practices"* to the target audience with the help of both traditional and New & digital media channels. The Department tells the BCCL brand story to all audiences through print media, electronic media, social media, print publications, video and web. The Department serves the company in the areas of brand promotions, interactive media management, advertisement projects, communication to stakeholders and public relations.

PR Department's work falls primarily into three categories: news in the media, advertisement, and social media. These groups do not operate in isolation; rather, they overlap and influence one another.

Apart from issued press releases the PR Department maintains a good relationship with the press. The tonality of news coverage of BCCL in newspapers is mostly positive. Around 10824 news articles have been published in newspapers in FY 2022-23 regarding the company.

The following are the significant events and accomplishments undertaken by the PR Department in the fiscal year 2022-23:

19. BCCL MEDIA AND PR ACTIVITIES:		Highlights of 2022-23	
Major Activities	Details	Major Activities	Details
<b>Publicity Campaigns</b> (Various Campaigns during the year)	<input type="checkbox"/> BCCL Golden jubilee Celebration <input type="checkbox"/> Azadi ka Amrit Mahotsav <input type="checkbox"/> Har Ghar Tiranga <input type="checkbox"/> G-20	<b>Video Documentaries</b> (Total 07 Video Documentaries Created)	<input type="checkbox"/> Welfare Activities <input type="checkbox"/> Gokul Dham Park Lodna <input type="checkbox"/> Panchavati Eco Park <input type="checkbox"/> Parasnath Udhyan Katras <input type="checkbox"/> CSR Initiatives of BCCL <input type="checkbox"/> Sustainable Development <input type="checkbox"/> BCCL fire Dousing
<b>Sponsorships</b> ( Total 21 Events Sponsored during the year)	<input type="checkbox"/> Academic - 07 <input type="checkbox"/> Media Houses - 03 <input type="checkbox"/> Industrial Seminars/Events - 06 <input type="checkbox"/> Social & Other Evets - 05	<b>Exhibitions</b> (BCCL Participated in 03 Exhibitions)	<input type="checkbox"/> AKAM by DPE at Gandhi Nagar (May' 22) <input type="checkbox"/> First World Coal Conclave (Oct'22) <input type="checkbox"/> Diwali Mela Ranchi (Oct'22)
<b>Advertisements</b> (08 Special Ads in Local News Papers and 18 Advertisement in various Magazines Souvenirs accros the country)	<b>BCCL Ads in impaneled News Papers</b> <input type="checkbox"/> Labor Day <input type="checkbox"/> Environment Day <input type="checkbox"/> Yoga Day <input type="checkbox"/> Independence Day <input type="checkbox"/> CIL Foundation Day <input type="checkbox"/> JH Foundation Day <input type="checkbox"/> Republic Day <input type="checkbox"/> News papers foundation days.	<b>Pres Conferences and Press Meets</b>	<input type="checkbox"/> Yearly Review (01 April 2022) <input type="checkbox"/> Anand Mela (Jan' 23) <input type="checkbox"/> Hon'ble Governor Visit (Jan' 23)
<b>Articles &amp; BCCL Stories</b>	<input type="checkbox"/> 26 in Local Media <input type="checkbox"/> 05 in National Media	<b>Press Release &amp; Clippings</b>	<input type="checkbox"/> Total 162 press release <input type="checkbox"/> All The News Clippings are available in scanned Digital format.
		<b>Publications</b>	<input type="checkbox"/> Monthly Newsletter (BCCL Darpan)

BCCL maintains an active presence on social media to engage with its stakeholders. As of March 31, 2023, the official BCCL social media accounts had the following number of followers:

- Facebook: 11,201
- Twitter: 14,162

#### 34. DIRECTORS RESPONSIBILITY STATEMENT:

In terms of Section 134(5) of the Companies Act, 2013, read with the Significant Accounting Policies at Note-2 and Additional Notes on Financial Statements at Note-38 forming part of BCCL Financial Statements.

##### It is confirmed that:

- In the preparation of the Annual Financial Statements, the applicable Accounting Standards have been followed and that no material departures have been made from the same;
- The Accounting Policies have been selected and applied consistently and judgments and estimates made that are reasonable and prudent so as to give a true and fair view of the state of affairs of the company at the end of the financial year and profit & loss of the company for that period;
- Proper and sufficient care have been taken for maintenance of adequate accounting records in accordance with the provisions of this Act for safeguarding the assets of the Company and for preventing and detecting fraud and other irregularities;

- d. The Annual Financial Statements have been prepared on a going concern basis;
- e. Internal Financial Controls have been laid down and that such controls are adequate and were operating effectively during the year ended 31<sup>st</sup> March, 2023.
- f. Proper systems have been devised to ensure compliance with the provisions of all applicable laws and such systems were adequate and operating effectively.

### **35. INSPECTION OF ANNUAL ACCOUNTS OF BCCL**

The Annual Accounts of BCCL shall be available for inspection for any shareholders of Coal India Limited on demand at Board Secretariat of the Company.

### **36. WHISTLE BLOWER POLICY**

Whistle Blower Policy of BCCL is in operation. Board of Directors of BCCL in its 307<sup>th</sup> Board Meeting held on 24.05.2014 adopted Whistle Blower Policy as per the requirements of Companies Act, 2013. During the year under report, there were no disclosures received under the mechanism.

### **37. IMPLEMENTATION OF SEXUAL HARRASMENT AT WORKLACE (PREVENTION, PROHIBOTION & REDRESSAL) ACT 2013**

The Company has an Anti –Sexual Harassment Policy in line with the requirement of the Sexual Harassment at workplace (Prevention, Prohibition & Redressal) Act 2013 and in line with CIL’s Policy under the said Act. Internal Complaint Committee (ICC) is working at BCCL including BCCL HQ in Koyla Bhavan to redress complaints regarding sexual harassment. All woman employees (permanent, contractual, temporary, trainees) are covered under the said policy. The ICC members of BCCL HQ are as under:

1. Smt. Nirmala Kiran, Sr. Manager (P), Welfare, HQ- Presiding officer
2. Shri Pushpak Kumar Lala, Sr. Manager (P), Legal, HQ
3. Smt. Archana Kumari, Manager (P), Administration, HQ
4. Smt. Mousami Das, Teacher, DAV Koyla Nagar

One Sexual harassment complaint was received during the year 2021-22 at BCCL which is under investigation.

### **38. IMPLEMENTATION OF INTEGRITY PACT.**

The Integrity pact has been implemented in BCCL. An MoU was signed with Transparency International Limited; New Delhi on 04<sup>th</sup> March 2009 at Dhanbad to implement the Integrity pact.

The percentage of tenders (Including Goods, Services and Contracts) covered under integrity pact over the preceding year is as under:

Year	Total value of Tenders (₹ lakh)	Total value of tenders covered under Integrity Pact (₹ lakhs)	Percentage of value of tenders covered under Integrity Pact vs Total Value of Tenders
2022-23	932176.03	902562.33	96.82%
2021-22	538794.62	509646.32	94.59%

### **39. RECCOMEDATION OF AUDIT COMMIEE BY THE BOARD**

All the reccomedations made by Audit Committee were accepted by the Board in 2022-23.

### **40. ANNUAL RETURN FOR THE YER 2021-22**

Pursuant to Section 92(3) read with Section 134(3)(a) of the Companies Act 2013, the Annual Return as on 31<sup>st</sup> March 2023 is available on the Company’s website on \_\_\_\_\_



**41. DECLARATION GIVEN BY INDEPENDENT DIRECTORS UNDER SUB-SECTION (6) OF SECTION 149**

The following independent Directors have given their declaration during 2022-23 that they meet criteria of independence as stipulated in sub s-section (6) of Section 149 of the Companies Act:

1. Smt. Shashi Singh
2. Shri Alok Kumar Agrawal
3. Shri Ram Kumar Roy
4. Shri Satyabrata Panda

**42. APPOINTMENT/RE-APPOINTMENT AND INTEGRITY, EXPERTISE & EXPERIENCE (INCLUDING PROFICIENCY) OF INDEPENDENT DIRECTORS**

During 2022-23, no Independent Directors was appointed in BCCL Board. Shri Narendra Singh, Independent Director, who was appointed in 10<sup>th</sup> July 2019 retired from the Board on 09<sup>th</sup> July 2022 after his 3 years tenure comes to end.

Following Independent Directors were appointed during the year 2021-22:

1. Smt. Shashi Singh, Independent Director;
2. Shri Alok Kumar Agrawal, Independent Director;
3. Shri Satyabrata Panda, Independent Director; and
4. Shri Ram Kumar Roy, Independent Director

The above appointed Independent Directors got themselves registered with IICA in terms of sub rule 5 under rule 8 of the Companies (Accounts) Rules, 2014 and Smt. Shashi Singh Independent Director & Shri Satyabrata Panda, Independent Director both have passed online proficiency self-assessment test conducted by IICA under sub-section (1) of Section 150 of the Companies Act, 2013 during 2022-23.

However, Shri Alok Kumar Agrawal, Independent Directors, is exempted from passing online proficiency test since he is a practicing Chartered Accountant having practice of more than 10 years is exempted from online proficiency test as per second proviso to Rule 6(4) of Companies (Appointed and Qualification of Directors) Rules issued by Ministry of Corporate Affairs vide notification no. G.S.R 579(E) dated 19.08.2021.

**43. COMPANY'S POLICY ON DIRECTORS 'APPOINTMENT AND REMUNERATION INCLUDING CRITERIA FOR DETERMINING QUALIFICATIONS, POSITIVE ATTRIBUTES, INDEPENDENCE OF A DIRECTOR AND OTHER MATTERS PROVIDED UNDER SUB-SECTION (3) OF SECTION 178.**

MCA vide Notification dated 5<sup>th</sup> June 2015 had exempted the above for Government companies

**44. REMUNERATION POLICY OF DIRECTORS, KMPS AND SENIOR MANAGEMENT - SECTION 178(4).**

MCA vide Notification dated 5<sup>th</sup> June 2015 had exempted the above for directors of Government companies.

**45. A STATEMENT INDICATING THE MANNER IN WHICH FORMAL ANNUAL EVALUATION HAS BEEN MADE BY THE BOARD OF ITS OWN PERFORMANCE AND THAT OF ITS COMMITTEES AND INDIVIDUAL DIRECTORS.**

MCA vide notification dated 5<sup>th</sup> July 2017 had exempted evaluation mechanism for Govt. Companies

**46. SECRETARIAL AUDIT**

In pursuance of Section 204 of Companies Act 2013, company had conducted Secretarial Audit for the year 2022-23 by a peer reviewed practicing Company Secretary firm M/s Mehta & Mehta, Practising Company Secretaries. Their appointment was approved in 400<sup>th</sup> Board meeting of BCCL held on 24<sup>th</sup> April 23. Company has obtained 'Secretarial Audit Report' for the year 2022-23 in form MR-3 and the response to their comment was enclosed in Annexure VIII.



## **ACKNOWLEDGEMENT**

Your Directors extend their thanks to the Government of India, the Ministry of Coal in particular and Coal India Limited for their unreserved support and valuable guidance towards attainment of the objectives of the Company. Your Directors also extend their thanks to the State Government and its officials including those at the District level, for their co-operation and valuable assistance extended to the Company and acknowledge the constructive suggestions received from Statutory Auditors and Comptroller & Auditor General of India and are grateful for their continued supported co-operation. Thanks are also due to the employees and trade unions who extended their full and loyal co-operation in production and all other activities of the Company during the pandemic period when entire nation was under lockdown in some way or other.

## **ADDENDUM**

The following are annexed to this report:

- I. Annual Report on CSR Activities.
- II. Research & Development.
- III. Report on Corporate Governance.
- IV. Management Analysis and Discussion Report.
- V. Independent Auditor's Report and its annexures.
- VI. Comments of the Comptroller and Auditor General of India under section 143 (6) (b) of the Companies Act, 2013 and review of Accounts by the Indian Audit and Accounts Department.
- VII. Secretarial Audit Report.

The abridged version of the Annual Return of the Company is available in the following link: [www.bcclweb.in](http://www.bcclweb.in)

For and on behalf of the Board of Directors.

Sd/-

Samiran Dutta

Chairman-cum-Managing Director

Dhanbad

## ANNEXURE - I

### 1. Brief outline on CSR Policy of BCCL

In the world's current business scenario, an organization's well-being is also dependent on the well-being of the society in which it conducts its business. As a result, businesses today use a variety of profit-making avenues as part of their strategies for enhancing their image as socially responsible businesses. BCCL, while carrying out its coal mining activities likewise focusses on CSR activities which can address the needs of the marginalised section of the Society primarily residing in & around its areas of operation.

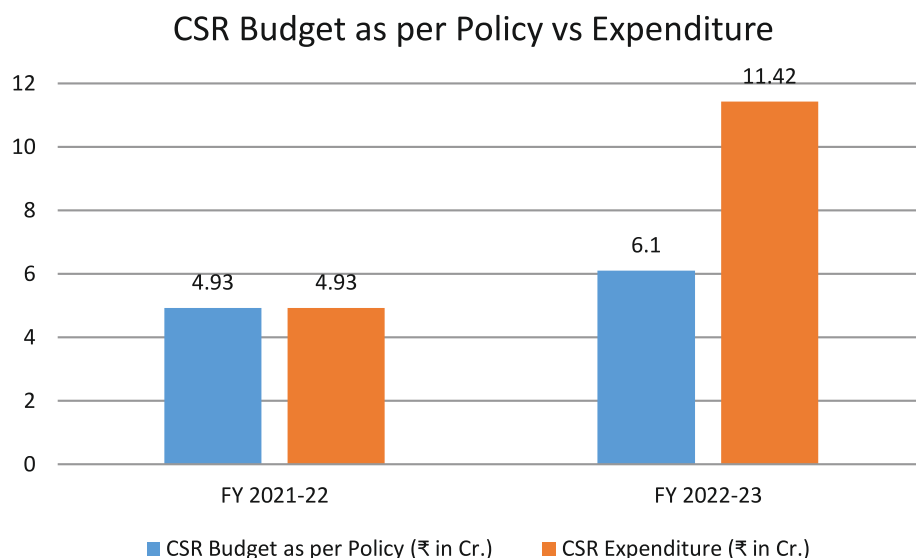
CIL has modified its CSR Policy with effect from 08/04/2021. BCCL Board deliberated upon and adopted the CSR Policy of CIL in its 379<sup>th</sup> meeting held on 17/06/2021. The policy broadly covers the following areas while executing its CSR activities, which is framed after incorporating the features of the Company Act, 2013, as per different notifications issued by CIL, Ministry of Corporate Affairs, GoI as well as DPE's guidelines issued from time to time and CIL's CSR Policy:

- i) Eradicating hunger, poverty and malnutrition; promoting health care including preventive health care and sanitation including contribution to the Swachh Bharat Kosh set-up by the Central Government for the promotion of sanitation and making available safe drinking water.
- ii) Promoting education, including special education and employment enhancing vocation skills especially among children, women, elderly and the differently abled and livelihood enhancement projects.
- iii) Promoting gender equality, empowering women, setting up homes and hostels for women and orphans; setting up old age homes, day care centres and such other facilities for senior citizens and measures for reducing inequalities faced by socially and economically backward groups.
- iv) Ensuring environmental sustainability, ecological balance, protection of flora and fauna, animal welfare, agroforestry, conservation of natural resources and maintaining quality of soil, air and water including contribution to the 'Clean Ganga Fund' set up by the Central Government for rejuvenation of river Ganga.
- v) Protection of national heritage, art and culture including restoration of buildings and sites of historical importance and works of art; setting up public libraries, promotion and development of traditional arts and handicrafts.
- vi) Measures for the benefit of armed forces veterans, war widows and their dependents.
- vii) Training to promote rural sports, nationally recognized sports, Paralympic sports and Olympic sports.
- viii) Contribution to the Prime Minister's National Relief Fund or Prime Minister's Citizen Assistance and Relief in Emergency Situations Fund (PM CARES Fund) or any other fund set up by the Central Government for socio economic development and relief and welfare of the Scheduled Castes, the Scheduled Tribes, Other Backward Classes, minorities and women.
- ix)
  - (a) Contribution to incubators or research and development projects in the field of science, technology, engineering and medicine, funded by the Central Government or State Government or Public Sector Undertaking or any agency of the Central Government or State Government; and
  - (b) Contributions to public funded Universities; Indian Institute of Technology (IITs); National Laboratories and autonomous bodies established under Department of Atomic Energy (DAE); Department of Biotechnology (DBT); Department of Science and Technology (DST); Department of Pharmaceuticals; Ministry of Ayurveda, Yoga and Naturopathy, Unani, Siddha and Homoeopathy (AYUSH); Ministry of Electronics and Information Technology and other bodies, namely Defense Research and Development Organisation (DRDO); Indian Council of Agricultural Research (ICAR); Indian Council of Medical Research (ICMR) and Council of Scientific and Industrial Research (CSIR), engaged in conducting research in science, technology, engineering and medicine aimed at promoting Sustainable Development Goals (SDGs).

- x) Rural development projects.
- xi) Slum area development.
- xii) Disaster Management, including relief, rehabilitation and reconstruction activities.

BCCL has been a responsible corporate striving to benefit the society through its various CSR activities. Since the past years, BCCL has made efforts to benefit the society through its CSR activities related to health, education, rural development, skill development etc.

BCCL has been the major social development driver in its area of operations i.e. Dhanbad district in particular as well as Jharkhand State as a whole. The following graph indicates the CSR budget (as per CSR Policy) versus expenditure of BCCL from 2021-22 to 2022-23:



**Figure 1 – CSR budget versus expenditure in 2021-22 and 2022-23**

Financial Year	CSR Budget as per Companies Act 2013 (₹ in Cr.)	CSR Budget as per Policy (₹ in Cr.)	CSR Budget allocated (₹ in Cr.)	CSR expenditure incurred (₹ in Cr.)
2021-22	0	4.93	4.93	4.93
2022-23	0	6.1	11.42	*11.42

\* Out of the expenditure amount of ₹11.42 Cr., an amount of ₹2.92 Cr. has been deposited in the ‘Unspent CSR Account’ for ongoing projects of 2022-23.

Some of the major CSR activities undertaken in FY 2022-23 are as follows:

**a) Skill Development:**

- I. Training of Youths at CIPET: BCCL has undertaken a project in which training is provided to youths in various plastic engineering courses through Central Institute of Petrochemicals Engineering and Technology (CIPET), Ranchi. A total 40 youths are undergoing the training at CIPET, Ranchi. Estimated expenditure for this project is ₹28.00 Lakhs.
- II. GDA- Advanced: Training in healthcare & paramedics under NSDC approved course is being provided to 120 female candidates; 80% of whom are SC/ST/OBCs. Estimated expenditure for this project is ₹27.60 Lakhs.

**b) Supporting Divyangyans of Dhanbad**

- I. **Children’s park at Pahela Kadam School:** Pahela Kadam School is a school for Divyangyans at Jagjeeven Nagar, Dhanbad. To provide assistance to the special needs children, BCCL under its CSR activities is constructing a children’s park at the School. Under this activity, BCCL is installing soft flooring and equipment for benefit of special needs children. This will also provide a means of dissipation of energy for the children to calm them down. Estimated expenditure for this project is ₹16.5 Lakhs.
- II. **Assistive devices for Divyangyans:** BCCL is procuring wheelchair, hearing aid, e-tricycle, crutch, blind stick to assist the Divyangyans in their day to day activities. Estimated expenditure for this project is ₹58.71 Lakhs.

**c) Supporting the marginalized**

- I. **Lalmani Vriddh Seva Ashraam, Dhanbad:** Lalmani Ashram in Dhanbad provides a fooding and lodging place for the elderly destitute. It is a shelter for the elderly who are left by their families. Towards lending a helping hand to such needy persons, BCCL under its CSR initiatives, is constructing a multipurpose hall, toilets (02 nos.), kitchen & verandah at the Ashram at an estimated expenditure of ₹27.53 Lakhs.
- II. **Nirmala Leprosy centre:** To help out the inmates of the centre, BCCL is constructing an underground water tank with storage capacity of 1.00 Lakh litre at an estimated expenditure of ₹26.6 Lakhs.

**d) Supporting Schools: Health & Education**

- I. **Arrangement of clean drinking water at 03 Govt. Schools of Dhanbad:** The Schools are located in tribal pockets of Dhanbad and cater to children coming from far flung Areas of Dhanbad. Estimated expenditure for this project is ₹7.68 Lakhs.
- II. **Science lab & cycle stand:** A science lab and cycle stand for children of Vinod Bihari Mahto Inter Mahila Mahavidyalay of Dhanbad is being constructed at an estimated expenditure of ₹12.47 Lakhs.
- III. **Enhancement of educational performance of tribal children of Dhanbad:** The pilot project for Intergenerational Learning Centre model is being undertaken for children of Schools studying in classes 6-8. Estimated expenditure for this project is ₹20.00 Lakhs.

**2. Detail of CSR Committee Meetings held during the year 2022-23**

Sl No	No. of CSR Committee Meeting	Date of Meeting
01	30 <sup>th</sup> CSR Committee Meeting	18.06.2022
02	31 <sup>st</sup> CSR Committee Meeting	20.07.2022
03	32 <sup>nd</sup> CSR Committee Meeting	05.12.2022
04	33 <sup>rd</sup> CSR Committee Meeting	23.01.2023
05	34 <sup>th</sup> CSR Committee Meeting	16.03.2023

Sl. No.	Name of Director	Designation/ Nature of Directorship	Number of meetings of CSR Committee held during the year	Number of meetings of CSR Committee attended during the year
1	Shri Narendra Singh (w.e.f. 06/02/2020 as member and w.e.f. 06/01/2021 as Chairperson till 09/07/2022)	Chairperson / Independent Director	5 (out of 5, 1 was held during his tenure as Chairperson)	1
2	Smt. Shashi Singh (w.e.f. 30/11/2021 as member and w.e.f. 20/07/2022 continuing as Chairperson)	Chairperson / Independent Director	5	1 (as Member) /4 (as Chairperson)
3	Shri PVKR Mallikarjuna Rao (w.e.f. 08/06/2020 as member and till 31/07/2022)	Member/ Director (Personnel)	5 (out of 5, 2 were held during his tenure)	2
4	Shri Sanjay Kumar Singh (w.e.f. 27/02/2022 continuing as member)	Member/ Director (Technical)	5	4
5	Shri Uday A Kaole (w.e.f. 19/09/2022 continuing as member)	Member/ Director (Technical)	5 (out of 5, 3 were held during his tenure)	3
6	Shri Harsh Nath Mishra (w.e.f. 03/11/2022 till 23/02/2023 as member)	Member/ Director (Personnel)	5 (out of 5, 2 were held during his tenure)	2
7	Shri Murli Krishna Ramaiah (w.e.f. 17/03/2022 continuing as member)	Member/ Director (Personnel)	5 (out of 5, 1 was held during his tenure)	1

4. Web-link where Composition of CSR committee, CSR Policy and CSR projects approved by the Board (Annual Action Plan) are disclosed in the website of the company-

**Web-link - [https://www.bcclweb.in/?page\\_id=13446](https://www.bcclweb.in/?page_id=13446)**

5. Details of Impact assessment of CSR projects carried out in pursuance of sub-rule (3) of rule 8 of the Companies (Corporate Social responsibility Policy) Rules, 2014, if applicable (attach the report) – NA

**6.(a) Average net profit of the company as per section 135 (5)**

The average net profit of the company as per section 135 (5) of the Act is ₹(131.54) Cr.

Net Profit		(₹ in Crores)
S. No	Financial Year	Amount
1	2021-22	191.31
2	2020-21	(1577.06)
3	2019-20	991.12
4	Total	(394.63)
5	Average	(131.54)
6	2% of average	(2.63)

- (b) Two percent of average net profit of the company as per section 135(5)  
2% of average net profit of BCCL as per section 135(5) of the Act would come to ₹(2.63) Cr.

BCCL is a subsidiary company of Coal India Limited (CIL) and follows CIL's Policy for Corporate Social Responsibility (CSR). As per its CSR Policy, BCCL shall allocate the CSR funds by following the guidelines enlisted below:

For subsidiaries of CIL, fund for CSR shall be allocated based on whichever is higher of the following two amounts:

- i. 2% of average net profit of the company for the three immediate preceding financial years, as per Companies Act or
- ii. ₹2.00 per tonne of coal production of immediately preceding financial year.

As such following its CSR Policy, BCCL allocated the CSR funds based on point (ii) above calculated as follows:

Coal Production in the FY 2021-22 ----- **30.51 M.Te.**  
₹2.00 per tonne of coal production of FY 2021-22 ----- **₹6.1 Cr. (rounded off)**

The CSR budget as per coal production of BCCL for the FY 2021-22 ---- **₹6.1 Cr.**  
CSR Budget allocated ---- **₹11.42 Cr.**

- (c) Surplus arising out of the CSR projects or programmes or activities of the previous financial years - **NIL**
- (d) Amount required to be set off for the financial year, if any - **NIL**
- (d) Total CSR obligation for the financial year [(b)+(c)-(d)]: **₹0 (as per Companies Act)**
- (e) Total CSR obligation for the financial year: **₹6.1 Cr. (as per CSR Policy)**
7. (a) Amount spent on CSR Projects (both Ongoing Project and other than Ongoing Project): ₹ 11.42 Cr.  
(b) Amount spent in Administrative Overheads: nil  
(c) Amount spent on Impact Assessment, if applicable: NA  
(d) Total amount spent for the Financial Year [(a)+(b)+(c)]: ₹11.42 Cr.  
(e) CSR amount spent or unspent for the financial year:

Total Amount Spent for the Financial Year (in ₹ Crores)	Amount Unspent (in ₹ Crores)				
	Total Amount transferred to Unspent CSR Account as per section 135 (6)		Amount transferred to any fund specified under Schedule VII as per second proviso to section 135 (5)		
	Amount	Date of Transfer	Name of the Fund	Amount	Date of Transfer
11.42**	2.92	26.04.2023	NA	NA	NA

\*\* Out of the expenditure amount of ₹11.42 Cr., an amount of ₹2.92 Cr. has been deposited in the 'Unspent CSR Account' for ongoing projects of FY 2022-23.

- (f) Excess amount for set off, if any – No amount has been considered for set off<sup>#</sup>

Sl. No. (1)	Particular (2)	Amount (in ₹ Crores) (3)
(i)	Two percent of average net profit of the company as per sub-section (5) of section 135	0 (being negative)
(ii)	Total amount spent for the Financial Year	11.42
(iii)	Excess amount spent for the financial year [(ii)-(i)]	11.42
(iv)	Surplus arising out of the CSR projects or programmes or activities of the previous financial years, if any	Nil
(vi)	Amount available for set off in succeeding financial years [(iii)-(iv)]	11.42

# For FY 2021-22, an amount of ₹4.93 Cr. was available for set off which was spent in excess of provisions of Companies Act. Additionally, for FY 2022-23, an amount of ₹11.42 Cr. is available for set off. The total amount available for set off is ₹16.35 Cr.

8. Details of Unspent CSR amount for the preceding three financial years:

Sl. No.	Preceding Financial Year	Amount transferred to Unspent CSR Account under section 135 (6) (in ₹Crores)	Amount spent in the reporting Financial Year (in ₹Crores)	Amount transferred to any fund specified under Schedule VII as per section 135(6), if any			Amount remaining to be spent in succeeding financial years. (in ₹ Crores)
				Name of the Fund	Amount (in ₹ Crores)	Date of transfer	
1	2021-22	1.94	1.94	NA	NA	NA	nil
2	2020-21	NA	NA	NA	NA	NA	NA
3	2019-20	NA	NA	NA	NA	NA	NA
	TOTAL	NA	NA	NA	NA	NA	NA

9. Whether any capital assets have been created or acquired through Corporate Social Responsibility amount spent in the Financial Year: **NA**. The creation of asset is not yet complete.

10. Specify the reason(s), if the company has failed to spend two per cent of the average net profit as per subsection (5) of section 135. **NA**

**(Chairman-cum-Managing Director) (Chairman CSR Committee) [Person specified under clause (d) of sub-section (1) of section 380 of the Act] (Wherever applicable).**



Details of CSR amount spent against other than ongoing projects for the financial year 2022-23

(1) Sl No	(2) Name of the Project	(3) Item from the list of the activities in schedule VII to the act	(4) Local area (Yes/No)	(5) Location of the project.		(6) Amount spent for the project (₹ lakhs)	(7) Mode of implementation- Direct (Yes/No).	(8) Mode of implementation - Through implementing agency.	
				State	District			Name.	CSR registration number.
1	Construction of low cost houses for 111 Nos. of flood affected families of Chirkunda Nagar Parishad under "Pradhanmantri Awash Yojna (Urban)" for EWS/LIG/MIG categories including slum dwellers near CV Area (through Dhanbad district administration)	Promoting healthcare including preventive healthcare	Yes	Jharkhand	Dhanbad	249.75	Yes	NA	NA
2	Development of 500 Aanganwadis to model Aanganwadis in Dhanbad district	Promoting healthcare including preventive healthcare	Yes	Jharkhand	Dhanbad	486.22	Yes	NA	NA
3	CSR Conclave	Promoting education, including special education and employment enhancing vocation skills especially among children, women, elderly, and differently abled and livelihood enhancement projects	Yes	Jharkhand	Dhanbad	5.00	Yes	NA	NA

Details of CSR amount spent against other than ongoing projects for the Financial Year 2022-23

(1) Sl No	(2) Name of the Project	(3) Item from the list of the activities in schedule VII to the act	(4) Local area (Yes/No)	(5) Location of the project.		(6) Amount spent for the project (₹ lakhs)	(7) Mode of implementation- Direct (Yes/No).	(8) Mode of implementation - Through implementing agency.	
				State	District			Name.	CSR registration number.
4	Expenditure towards Har Ghar Tiranga Campaign	Promoting education, including special education and employment enhancing vocation skills especially among children, women, elderly, and differently abled and livelihood enhancement projects	Yes	Jharkhand	Dhanbad	27.60	Yes	NA	NA
5	Blankets distribution to poor during winter season	Promoting healthcare including preventive healthcare	Yes	Jharkhand	Dhanbad	8.80	Yes	NA	NA
6	Expenditure towards Medical Camps	Promoting healthcare including preventive healthcare	Yes	Jharkhand	Dhanbad	0.18	Yes	NA	NA
7	Installation of Masala Grinder for SHGs/women through Bastacolla Area	Promoting education, including special education and employment enhancing vocation skills especially among children, women, elderly, and differently abled and livelihood enhancement projects	Yes	Jharkhand	Dhanbad	1.65	Yes	NA	NA
		<b>Total</b>				<b>779.20</b>			

## Details of CSR amount spent against ongoing projects for FY 2022-23

Sl. No.	Name of the Project	Item from the list of activities in Schedule VII to the Act	Local area (Yes/No)	Location of the project		Project duration	Amount allocated for the project (in ₹ Lakhs)	Amount spent in the current financial Year (in ₹ Lakhs)	Amount transferred to Unspent CSR Account for the project as per Section 135(6) (in ₹ Lakhs)	Mode of Implementation - Direct (Yes/No)	Mode of Implementation - Through Implementing Agency	
				State	District						Name	CSR Registration number
1.	Skill development training in plastic engineering for 40 candidates at Central Institute of Petrochemicals Engineering and Technology (CIPET)	Item No. (ii) of Schedule VII	Yes	Jharkhand	Dhanbad	02 years	28.00	14.00	14.00	Yes	NA	NA
2.	Distribution of assistive devices to Divyangjans in Dhanbad	Item No. (i) of Schedule VII	Yes	Jharkhand	Dhanbad	02 years	58.71	0.00	58.71	Yes	NA	NA
3.	Skill development training in General Duty Assistant (GDA) - advanced for beneficiaries of Dhanbad	Item No. (ii) of Schedule VII	Yes	Jharkhand	Dhanbad	02 years	27.60	5.52	22.08	No	Pra mith Foun dat ion	CSR0000 2914
4.	Developmental activities for special needs children at Pehla Kadam School, Jagjeevan Nagar, Dhanbad	Item No. (i) of Schedule VII	Yes	Jharkhand	Dhanbad	02 years	16.50	0.00	16.50	Yes	NA	NA
5.	Construction of water tank at the campus of Leprosy Centre at G'pur Dhanbad	Item No. (i) of Schedule VII	Yes	Jharkhand	Dhanbad	02 years	28.90	8.31	20.59	Yes	NA	NA

6.	Infrastructural works at Lalmani Vriddh Seva Ashraam, Dhanbad	Item No. (i) of Schedule VII	Yes	Jharkhand	Dhanbad	02 years	27.53	9.09	18.44	Yes	NA	NA
7.	Infrastructural development works of Vinod Bihari Mahto Inter Mahila Mahavidyalay Topchanchi, Dhanbad	Item No. (ii) of Schedule VII	Yes	Jharkhand	Dhanbad	02 years	12.47	4.62	7.85	Yes	NA	NA
8.	CSR funding for the educational performance of tribal children of Jharkhand state through 'Healthy Aging India'	Item No. (ii) of Schedule VII	Yes	Jharkhand	Dhanbad	02 years	20.00	4.00	16.00	No	Healthy Aging India	CSR 0000 5412
9.	Drinking water supply arrangement in 03 colleges of Tundi & East Tundi blocks of Dhanbad district. (1) Sibusoren Inter College, Tundi (2) Sibusoren Degree College, Tundi (3) Binod Bihari Mahato Inter College, East Tundi	Item No. (i) of Schedule VII	Yes	Jharkhand	Dhanbad	02 years	7.68	6.19	1.49	Yes	NA	NA
10.	Arranging water supply to Palashiya village for domestic use	Item No. (i) of Schedule VII	Yes	Jharkhand	Dhanbad	02 years	13.40	11.96	1.44	Yes	NA	NA
11.	Arranging water supply to Jograd Basti	Item No. (i) of Schedule VII	Yes	Jharkhand	Dhanbad	02 years	7.58	7.21	0.37	Yes	NA	NA
12.	Arranging water supply to Niche Deoghara village for mine water utilisation for domestic use	Item No. (i) of Schedule VII	Yes	Jharkhand	Dhanbad	02 years	42.26	0.00	42.26	Yes	NA	NA
13.	Construction of community hall under Harina Panchayat	Item No. (x) of Schedule VII	Yes	Jharkhand	Dhanbad	02 years	17.49	0.00	17.49	Yes	NA	NA

14.	Water supply arrangement at Harsudih Basti	Item No. (i) of Schedule VII	Yes	Jharkhand	Dhanbad	02 years	4.84	0.00	4.84	Yes	NA	NA
15.	Infrastructural development works in Gandhi Smarak Uccha Vidyalaya	Item No. (ii) of Schedule VII	Yes	Jharkhand	Dhanbad	02 years	7.23	0.00	7.23	Yes	NA	NA
16.	Construction of toilets in Nagarikala Utkramit Uccha Vidyalaya	Item No. (i) of Schedule VII	Yes	Jharkhand	Dhanbad	02 years	5.86	0.00	5.86	Yes	NA	NA
17.	Distribution of TB nutritional Baskets	Item No. (i) of Schedule VII	Yes	Jharkhand	Dhanbad	02 years	24.89	0.00	24.89	No	CINI	CSR 00000 494
18.	Expenditure towards GST for ongoing projects						11.86	0.00	11.86			
	<b>Total</b>						<b>362.80</b>	<b>70.90</b>	<b>291.90</b>			

## ANNEXURE-II

### Research & Development (R&D) During 2022-23

#### STATUS OF S&T/R&D PROJECTS UNDER BCCL COMMAND AREA FUNDED BY MoC/CIL

SL No	Project Title	Date of Start of Project	Schedule date of completion	Approved cost (Rs. Lakh)	Objective & Status
<b>A</b>	<b>CIL R&amp;D Project</b>				
1	Up-gradation of Low-grade Indian Coals through Dry and Chemical Beneficiation. Project Code: CIL/R&D/02/09/2021 <b>Imple. Agency :</b> IIT Kharagpur & CMPDIL	1 <sup>st</sup> October 2021	30 <sup>th</sup> September 2024	<b>₹144.30</b> IIT Kgp- ₹ 121.89 CMPDIL- ₹ 22.41	Objective of the R&D Project is to develop a dry beneficiation technology (Air Dense Medium Fluidized Bed separator) for coarser size fraction of coal, fines will be treated with froth flotation and chemical leaching for maximizing yield of clean coal and minimizing reject. BCCL Endorsed: 30.10.2020 CIL Approved on 24.09.2021 -Literature review was conducted at Institute. -Design & Fabrication of reactor Set-up is done. -Samples collected from BCCL.
2	Effective utilization of Middlings and fines of coking coal Washery for recovery of carbon values Project code: CIL/R&D/02/11/2021 <b>Imple. Agency :</b> NML, Jamshedpur & CMPDIL	1 <sup>st</sup> October 2021	30 <sup>th</sup> September 2023	<b>₹144.02</b> NML Jamshedpur- ₹126.52 CMPDIL – ₹14.50	Objective of the R&D Project is to: (i) Explore the possibility of recovering the washed coal at about 18% ash from middlings of coking coal washeries. (ii) To develop process flowsheet for producing a product with 18% ash for enhancing the carbon recovery. (iii) Reduce surface moisture of washed product. BCCL Endorsed: 18.02.2021 CIL Approved on 24.09.2021 -1 tonne each of middling and fines samples were collected each from Patherdih Washery, and Dahibari Washery, BCCL. -Further, PI for 2 tonne of WCP was issued for collection of samples from Dahibari Washery.
3	Study on performance improvement of coking coal washery under CIL through modeling and simulation analysis.	1 <sup>st</sup> October 2021	30 <sup>th</sup> September 2023	<b>₹264.04</b> NML, Jamshedpur- ₹169.54 CMPDIL- ₹94.50	Objective of the project is to develop steady state plant scale model for unit operations (crushing, classification, gravity separation, flotation) in coal washing, conduct simulation analysis

	Project code: CIL/R&D/10/2021 Imple. Agency :NML, Jamshedpur & CMPDIL				and predict the optimum parameters for improving the performance of coal washing plant. BCCL Endorsed: 18.02.2021 CIL Approved on 06.09.2021 -Moonidih Washery is Selected for the Project. -Lab-scale study is being conducted
4	Separation and recovery of Fine particles from coal washery effluents using bio-coagulant  Project code: CIL/R&D/02/13/2022 Imple. Agency : IIT ISM, Dhanbad	15 <sup>th</sup> March 2022	14 <sup>th</sup> March 2024	₹ 54.87 IIT ISM- ₹ 54.87 BCCL- Nil	The aim of this project: Indian coal containing high ash impurities (35-40%), upon beneficiation/washing, generate washery effluent which has high concentration of coal fines along with other impurities. After sedimentation, the effluent along with fresh water is recirculated for coal washing. If the coal fines are recovered, it will not only be economically beneficial but cleaning efficiency will also improve and addition of fresh water will be minimized.  BCCL Endorsed: <b>25.06.2021</b> CIL Approved on <b>06.09.2021</b> -Moonidih and Dahibari coal washeries is selected for the project. -Samples were collected from BCCL.

SL No	Project Title	Date of Start of Project	Schedule date of completion	Approved cost (Rs. Lakh)	Objective & Status
<b>B</b>	<b>MoC S&amp;T Project</b>				
1.	Study of hazards due to mining induced sub-surface cavities and waterlogged areas in inaccessible old workings in underground coal mines using geophysical technique  Project code: <b>MT-173</b> <b>Imple. Agency</b> :IIT ISM, Dhanbad	15 <sup>th</sup> March 2021	14 <sup>th</sup> March 2023	₹199.96 IIT ISM- ₹ 199.96 ECL- Nil	Objectives is to study hazards due to mining induced sub-surface cavities and waterlogged areas in inaccessible old workings in underground coal mines using geophysical technique such as seismic tomography, Ground Penetrating Radar (GPR) and Crosshole tomography.  MoC Approved on <b>10.03.2021</b> . BCCL Endorsed: <b>17.02.2022</b> . -The work was conducted at ECL for a depth of about 25 M.

					-Work was conducted at BCCL for a depth of about 50 m. -Final project report is being prepared.
2.	Electrostatic deposition and functionalization of multiwalled carbon nanotubes (MWCNTs) for sensitive & selective detection of Coal Mine Methane (CMM). Project code: MT-177 Imple. Agency : Amity University.	15 <sup>th</sup> October 2022	14 <sup>th</sup> October 2024	<b>₹41.39</b> Amity- <b>₹41.39</b> BCCL- Nil	Objectives of the project is to develop a multiwalled carbon nanotubes (MWCNTs) for sensitive & selective detection of Coal Mine Methane (CMM).  BCCL Endorsed: <b>10.02.2022</b> . MoC Approved on <b>12.10.2022</b> -Synthesis and Characterization of MWCNTs based nanocomposites is being done at the institute.
3.	Utilization of Coal Gangue to Develop porous Absorbent for CO2 Capture. Imple. Agency : IIT, Kanpur.	23 <sup>rd</sup> December 2022	22 <sup>nd</sup> December 2024	<b>₹84.73</b> IIT Kanpur- ₹ 84.73 BCCL- Nil	Objectives of the project is development of low-cost porous solid absorbent utilizing Coal Gangue and suitable chemical modifier for Carbon capture. BCCL Endorsed: 26.07.2022. MoC Approved on 23.12.2022. -PI for collection of samples is issued.

**R&D PROJECT WHERE ENDORSEMENT LETTER IS PROVIDED AT BCCL AND AWAITING APPROVAL BY MoC/CIL.**

SL No	Project Name	Project Proponent	BCCL Endorsement	Remarks
1.	S&T Project: Comprehensive Robotic Technology for Assessing and Combating opencast bench fire.	CSIR-CMERI, CSIR-CIMFR	17.02.2022	Reviewing at MoC.
2.	S&T Project: Co-pyrolysis and thermo-catalytic conversion of high ash coal (ash content > 40%) into value-added cost-effective cleaner fuel.	IIT ISM	04.07.2022	Reviewing at MoC.
3.	S&T Project:Comprehensive Assessment of Coal Natural Fractures and their Effects on Hydraulic Fracturing, CO2 Fracturing, and CBM Production.	IIT, ISM	07.03.2023	Reviewing at MoC.



**PERMISSION TAKEN FROM BCCL TO CONDUCT R&D STUDIES, FUNDED BY DIFFERENT AGENCIES**

SL No	Project Name	Institution	BCCL Permission	Remarks
1.	Sampling of Lamprophyre Dykes/Sills in Areas of Jharia Coalfield.	IIT, ISM	21.09.2022	Samples collected from BCCL mines.
2.	Whole body vibration exposure on HEMM Operators in surface coal mines- an assessment of various Contributing factors	IIT, BHU	11.11.2022	Funded by DST (SERB). Field investigation was done at Block-II Area, BCCL.
3.	“An investigation of the Ergo-Human model to evaluate the functional capacity of coal mine workers”	IIT, ISM	21.10.2022 Time extended to 31st May on 10.02.2023	Funded by DST (SERB) Field investigation was done in: Moonidih UG, NAKC, Maheshpur UG, Bastacolla OCP & Ena OCP.

**STATUS OF INSTALLATION OF OB TO SAND EXTRACTION PLANT:**

Ministry of Coal, Govt. of India, has instructed coal companies for gainful utilization of overburden. In this context, Coal India Limited has decided to set-up OB to Sand Extraction plant in all its subsidiaries.

At BCCL, Damoda OCP, Barora Area, is selected as the site, for installation of OB to Sand plant. Present status is summarized below: -

- ✓ A model NIT on Build Operate (BO) basis was prepared by CMPDIL, approved by CIL and was communicated to BCCL on dated 01.02.2022. The model document was customized and dully approved for BCCL purpose.
- ✓ NIT for the same was floated and LoA was issued to the successful bidder, but, the party failed to deposit the performance security, thus, the bid was canceled and necessary actions were taken on the perpetrator.
- ✓ NIT was once again floated on 12.12.2022 titled **“Setting up of Sand/aggregate Segregation Plant (OB to sand/ aggregate) of OB throughput capacity 1.10 Mtpa at Damoda OCP, Barora Area, BCCL on Build-Operate (BO) concept.”**
- ✓ Bid was opened on 28.01.2023.
- ✓ One party participated i.e. End2End Urja Solution Pvt. Ltd.
- ✓ The Tender Committee has recommended for FDs approval and issue of LoA.

## ANNEXURE-III

### Report on Corporate Governance 2022-23

#### 1. Corporate Philosophy:

BCCL is committed to observe Corporate Governance at different level for ensuing values, ethical behavior, transparency and disclosure as per laws, rules and guidelines.

#### 2. Board of Directors:

As per clause 31(C) of Articles of Association of BCCL, the number of Directors of the Company shall not be less than two and not more than fifteen. These directors may be either whole time Functional Directors or part time Directors. However, the Company may appoint more than 15 Directors after passing a special resolution.

#### 3. Composition of Board:

As on 31<sup>st</sup> March, 2023, the Board of Directors consists of a Chairman, 4 Functional Directors, 2 Non-Executive Directors and 4 Independent Directors.

#### 4. Board Meeting:

During the year 11 (Eleven) Board Meetings were held during 2022-23 as under:

Sl No.	No. of Board Meeting	Date of Meeting
01	388 <sup>th</sup> meeting	18.04.2022
02	389 <sup>th</sup> meeting	06.05.2022
03	390 <sup>th</sup> meeting	18.06.2023
04	391 <sup>st</sup> meeting	30.07.2022
05	392 <sup>nd</sup> meeting	12.09.2022
06	393 <sup>rd</sup> meeting	24.09.2022
07	394 <sup>th</sup> meeting	03.11.2022
08	395 <sup>th</sup> meeting	06.12.2022
09	396 <sup>th</sup> meeting	24.01.2023
10	397 <sup>th</sup> meeting	08.02.2023
11	398 <sup>th</sup> meeting	17.03.2023

Details of attendance of Board Meetings and AGM during the year 2022-23 are as follows:

Sl No.	Name of Director	Category of Director	No. of Board Meetings attended during 2022-23	Attended last AGM
1	Shri Samiran Dutta	Chairman –cum- Managing Director	11	Yes
2	Shri Anandji Prasad	Non-Executive Director	11	Yes
3	Shri Debasish Nanda	Non-Executive Director	07	No
4	Shri B. Veera Reddy	Non-Executive Director	04	Yes
5	Shri Narendra Singh	Independent Director	03	No

6	Smt. Shashi Singh	Independent Director	11	Yes
7	Shri Alok Kumar Agrawal	Independent Director	11	Yes
8	Shri Satyabrata Panda	Independent Director	11	Yes
9	Shri Ram Kumar Roy	Independent Director	11	Yes
10	Shri PVKR Mallikarjuna Rao	Director	04	Yes
11	Shri Sanjay Kumar Singh	Director	11	Yes
12	Shri Uday A Kaole	Director	07	No
13	Shri Harsh Nath Mishra	Director	04	No
14	Shri Murlikrishna Ramaiah	Director	03	No

**NB: Shri Samiran Dutta, CMD BCCL, has also attended 11 No. of Board Meetings as Director (Finance, additional charge) and 02 No. of Board Meetings as Director (Personnel, additional charge) during 2022-23**

## 5. Audit Committee:

### a) Composition:

Audit Committee of the Board of Directors of BCCL has been formed in the year 2002 in line with the section 292A of the Companies Act, 1956 and under section 175 of the Companies Act, 2013 in pursuance of excellence in Corporate Governance. Audit Committee of BCCL consists of four Independent Directors, two Functional Directors, one Coal India Nominee Director and one Government Nominee Director. One of the Independent Directors is the Chairman of the Committee. As on 31<sup>st</sup> March 2023, the Audit Committee (a sub-committee of BCCL Board of Directors) has the following members:

Sl No.	Name of Director	Status
1	Shri Alok Kumar Agrawal	Chairman
2	Shri Anandji Prasad	Member
3	Shri Debasish Nanda	Member
4	Smt. Shashi Singh	Member
5	Shri Satyabrata Panda	Member
6	Shri Ram Kumar Roy	Member
7	Shri Sanjay Kumar Singh	Member
8	Shri Uday A Kaole	Member

Director (Finance), Head of Internal Audit and the Statutory Auditors are invited to the Audit Committee Meeting for interacting with members of the Committee. Director (Finance), is the permanent invitee to the Committee. Director (Personnel) also attended as invitee on any item concerned with his Directorate. Senior Executives are also invited as and when required to provide necessary information to the Committee.

### b) Scope of Audit Committee:

- i) The recommendation for appointment, remuneration and terms of appointment of auditors of the company;
- ii) Review and monitor the auditor's independence and performance, and effectiveness of audit process;
- iii) Examination of the financial statement and the auditor's report thereon;
- iv) Approval or any subsequent modification of transactions of the company with related parties;
- v) Scrutiny of inter-corporate loans and investments;

- vi) Valuation of undertakings or assets of the company, wherever it is necessary;
- vii) Evaluation of internal financial controls and risk management systems;
- viii) Monitoring the end use of funds raised through public offers and related matters;

**c) Meeting and Attendance of the Audit Committee:**

Nine meetings of the Audit Committee were held during the financial year 2022-23 on as under:

SI No.	No. of Audit Committee Meeting	Date of Meeting
01	129 <sup>th</sup> meeting	18.04.2022
02	130 <sup>th</sup> meeting	06.05.2022
03	131 <sup>st</sup> meeting	18.06.2022
04	132 <sup>nd</sup> meeting	29.07.2022
05	133 <sup>rd</sup> meeting	12.09.2022
06	134 <sup>th</sup> meeting	03.11.2022
07	135 <sup>th</sup> meeting	06.12.2022
08	136 <sup>th</sup> meeting	24.01.2023
09	137 <sup>th</sup> meeting	17.03.2023

The details of the meeting of Audit Committee attended by the members are as under:

SI No.	Name of Director	Status	No. of Audit Committee Meetings attended during 2022-23
1	Shri Narendra Singh	Chairman	03
2	Shri Alok Kumar Agrawal	Chairman	06
3	Shri Anandji Prasad	Member	09
4	Shri B. Verra Reddy	Member	02
5	Shri Debasish Nanda	Member	05
6	Smt. Shashi Singh	Member	09
7	Shri Alok Kumar Agrawal	Member	03
8	Shri Satyabrata Panda	Member	09
9	Shri Ram Kumar Roy	Member	09
10	Shri Sanjay Kumar Singh	Member	09
11	Shri Uday A Kaole	Member	05

NB: Shri PVKR Mallikarjuna Rao , D(P), attended 03 no. of Audit Committee meeting as invitee. Shri Shri Murlikrishna Ramaiah, D(P) & Rakesh Kumar Sahay, D(F) attended 01 no. of Audit Committee meeting each as invitee & permanent invitee respectively.

## 6. Meeting of Independent Directors

One meeting of Independent Directors held on 17.03.2023 (Friday) during 2022-23.

## 7. Whistle Blower Policy

The Whistle Blower Policy of BCCL which was approved by Board of Directors in 307<sup>th</sup> Board Meeting held on 24.05.2014 was enforced but the same has been revised and approved in 390<sup>th</sup> Board Meeting of BCCL held on 18.06.2022 in line with modified Whistle Blower Policy of CIL. The new Policy has now been displayed in the website of BCCL.

## 8. Risk Management Committee:

### Meetings and Attendance of the Risk Management Committee Meeting:

Two meetings of the Risk Management Committee (RMC) Meeting was held during the financial year 2022-23 as under:

SI No.	No. of RMC Meeting	Date of Meeting
01	9 <sup>th</sup> meeting	06.12.2022
02	10 <sup>th</sup> meeting	16.03.2023

The details of the meetings of Risk Management Committee attended by the members are as under:

SI No	Name of Director	Status	No. of RMC meeting attended during 2022-23
1	Shri Satyabrata Panda	Chairman	02
2	Shri Sanjay Kumar Singh	Member	02
3	Shri Uday A Kaole	Member	02
4	Shri Harsh Nath Mishra	Member	01
5	Shri Murlikrishna Ramaiah	Member	01

## 9. Empowered Sub-Committee:

### Meetings and Attendance of the ESC (T):

Six meetings of the ESC (T) was held during the financial year 2022-23 as under

SI No.	No. of ESC (T) Meeting	Date of Meeting
01	26 <sup>th</sup> meeting	18.04.2022
02	27 <sup>th</sup> meeting	30.07.2022
03	28 <sup>th</sup> meeting	12.09.2022
04	29 <sup>th</sup> meeting	06.12.2022
05	30 <sup>th</sup> meeting	24.01.2023
06	31 <sup>st</sup> meeting	08.02.2023

The details of the meetings of ESC (T) attended by the members are as under:

SI No.	Name of Director	Status	No. of ESC Meetings (T) attended during 2022-23
1	Shri Anandji Prasad	Chairman	06
2	Shri Narendra Singh	Member	01
3	Shri Alok Kumar Agrawal	Member	03
4	Shri Sanjay Kumar Singh	Member	06
5	Shri Uday A Kaole	Member	04

#### 10. Corporate Social Responsibility (CSR) committee:

##### Meetings and Attendance of the CSR Committee Meeting:

Five meetings of the CSR Committee Meeting was held during the financial year 2022-23 on 18.06.2022, 20.07.2022, 05.12.2022, 23.01.2023 & 16.03. 2023 respectively.

SI No.	No. of ESC (T) Meeting	Date of Meeting
01	30 <sup>th</sup> meeting	18.06.2022
02	31 <sup>st</sup> meeting	20.07.2022
03	32 <sup>nd</sup> meeting	05.12.2022
04	33 <sup>rd</sup> meeting	23.01.2023
05	34 <sup>th</sup> meeting	16.03.2023

The details of the meetings of CSR Committee attended by the members are as under:

SI No.	Name of Director	Status	No. of CSR Committee attended during 2022-23
1	Shri Narendra Singh	Chairman	01
2	Smt. Shashi Singh	Chairman	04
3	Smt. Shashi Singh	Member	01
4	Shri Sanjay Kumar Singh	Member	04
5	Shri Uday A Kaole	Member	03
6	Shri Harsh Nath Mishra	Member	02
7	Shri Murlikrishna Ramaiah	Member	01
8	Shri PVKR Mallikarjuna Rao	Member	02

#### 11. General Body Meeting:

Date, time and venue of the last 3 Annual General Meetings are as under:

Financial Year	Date	Time	Location
2021-22	26.07.2022	10.30 AM	Koyla Bhawan, Koyla Nagar, Dhanbad
2020-21	04.08.2021	10.00 AM	Koyla Bhawan, Koyla Nagar, Dhanbad
2019-20	07.08.2020	10.00 AM	Koyla Bhawan, Koyla Nagar, Dhanbad

## 12. Share holding pattern of BCCL:

100% shares of BCCL are held by Coal India Limited and its nominee.

## 13. Statement regarding Independent Director as per the provisions of Rule (8)(5)(iia) under Companies (Accounts) Rules, 2014:

Following Independent Directors were appointed during the year 2021-22:

- 1.Smt. Shashi Singh, Independent Director;
- 2.Shri Alok Kumar Agrawal, Independent Director;
- 3.Shri Satyabrata Panda, Independent Director; and
- 4.Shri Ram Kumar Roy, Independent Director

In terms of sub rule 5 (iia) under Rule 8 of the Companies (Accounts) Rules, 2014 as amended on 01.12.2019, the Board is of the opinion that the above mentioned Independent Directors of the Board have the integrity, expertise and experience (including the proficiency) in discharging the function as Independent Director of the Company.

The above appointed Independent Directors got themselves registered with IICA in terms of sub rule 1(b) under Rule 6 of the Companies (Appointment and Qualification of Directors) Rules, 2014.

In terms of sub rule 4 read with Rule 6 of the Companies (Appointment and Qualification of Directors) Rules, 2014 as amended upto 18.12.2020, Smt. Shashi Singh Independent Director & Shri Satyabrata Panda, Independent Director respectively passed online proficiency self-assessment test conducted by IICA of the said Rules during 2022-23.

Shri Alok Kumar Agrawal, Independent Directors, is exempted from passing online proficiency test since he is a practicing Chartered Accountant having practice of more than 10 years is exempted from online proficiency test as per second proviso to Rule 6(4) of Companies (Appointment and Qualification of Directors) Rules issued by Ministry of Corporate Affairs vide notification no. G.S.R 579(E) dated 19.08.2021.



## **ANNEXURE-IV**

### **MANAGEMENT DISCUSSION AND ANALYSIS REPORT**

#### **I. Industry Structure and Development**

BCCL, one of the subsidiaries of CIL, is engaged in the process of mining of coal and allied activities. Bharat Coking Coal Limited (A subsidiary of Coal India Limited and a Miniratna Company) major producer of Coking Coal engaged in mining of coal and allied activities is one of the oldest coalfields in India. Mines are spread over Jharia Coalfield located in Jharkhand -273 KM<sup>2</sup> and Raniganj Coalfield located in Jharkhand (19 KM<sup>2</sup>) and West Bengal (13 km<sup>2</sup>) – 32KM<sup>2</sup>. The major products are Run of Mine (ROM) coal, Washed coal and Washed power coal (WPC). The company inherited small unorganized underground mines at the time of nationalization of coking coal and non-coking coalmines being operated by private owners in unscientific manner. The workings were limited to upper coal horizons. This lead to fire subsidence and water filled in the underground old workings. The Coalfield is considered to be one of the populous where township, important rail network, road networks including National Highways and State Highways occupy in the mining area making the coalfields one of the most problematic and challenging for mining engineers for exploitation. It occupies an important place in as much as it produces bulk of the coking coal mined in the country. In BCCL, coking coal forms almost 85% of the total coal production. Coking Coal in BCCL is mainly of two types- Prime Coking Coal (PCC) and Medium Coking Coal (MCC) having low volatile matter. PCC forms approximately 10% of the total coking coal production and the rest 90% is MCC.

#### **II. STRENGTH AND WEAKNESS**

<b>STRENGTHS(S)</b>	<b>WEAKNESS (W)</b>
<ul style="list-style-type: none"> <li>• Ability to provide coal at less than import parity price.</li> <li>• Only source of prime coking coal having secured market</li> <li>• Concentration of coal resources within a radius of 40 km.</li> <li>• Existence of best quality coal in upper stratum and inferior quality coal in the bottom stratum.</li> <li>• Proved category of reserves in abundance hence proper planning can be made.</li> <li>• Ongoing action for diverting structures over the coal bearing area through Master plan.</li> <li>• Upper section developed. Once land available, superior grade coal can be mined out easily</li> <li>• Favorable geographical location with good Road/ Rail connectivity.</li> <li>• Increasing consciousness among the employees and trade unions about the financial health of the Company leading to positive mindset.</li> <li>• Potential field/reserves for CMM and CBM production.</li> </ul>	<ul style="list-style-type: none"> <li>• Unscientific mining in the past.</li> <li>• Coal Bearing areas densely populated, mostly by unauthorized habitants causing hindrance in smooth progress of mining activity.</li> <li>• A large number of inherited small UG mines not readily amenable to mechanization.</li> <li>• Presence of multi-seam workings affected by fire and water logging.</li> <li>• Constraints posed by trade unions in achieving rational redeployment of manpower.</li> <li>• Non availability of land for external OB dumps.</li> <li>• Partly exhausted, partly standing on pillars below important surface features.</li> <li>• Different entries in CS and RS Khatiyani leading to unnecessary legal hassles and delay in acquisition of land.</li> <li>• Operational safety risk arising out of mining.</li> </ul>



### III. OPPORTUNITIES AND THREATS

OPPORTUNITIES	THREATS
<ul style="list-style-type: none"> <li>• Readily available un-exhaustive market compared to the international market for a long period.</li> <li>• Prime coking coal released on implementation of master plan will have the potentiality of saving foreign exchange.</li> <li>• Market condition of coking coal in steel sector is favorable as the price in international market is going up and the country cannot afford the hard earned foreign exchange.</li> <li>• Asset monetization of discounted mines.</li> <li>• Land Bank Monetization.</li> <li>• Installation of Solar Power Plant.</li> <li>• Opportunity to generate revenue through Mine Tourism.</li> <li>• Identification of Coal Based Methane Blocks.</li> </ul>	<ul style="list-style-type: none"> <li>• Inability to establish physical possession of land acquired under LA Act for mining purpose.</li> <li>• Delay in execution of Master Plan leading to endangering the lives and properties as well as operation of the company for a long period.</li> <li>• Spontaneous heating of coal seam.</li> <li>• Delay in project start-up due to displacement of public infrastructure and natural resources.</li> </ul>

### IV. SEGMENTWISE AND PRODUCT-WISE PERFORMANCE

#### RAW COAL PERFORMANCE

Raw Coal Production, Productivity & offtake Performance of BCCL during 2022-23 vis-à-vis 2021-22

Sl. No.	Particulars	Unit	2022-23			2021-22	Growth over last year	
			Target	Actual	Achieved (%)	Actual	Absolute	(%)
<b>i)</b>	<b>Raw Coal (According to type of Mine)</b>							
	UG	M. Te.	1.0	0.686	68.57	0.81	-0.12	-14.88%
	OC	M. Te.	31.0	35.493	114.49	29.71	5.79	19.48%
	Total	M. Te.	32.0	36.179	113.06	30.51	5.67	18.58%
<b>ii)</b>	<b>According to type of Coal</b>							
	Coking coal	M. Te.	29.925	33.716	112.67	29.04	4.67	16.10%
	Non-coking coal	M. Te.	2.075	2.463	118.70	1.47	0.99	67.55%
		M. Te.	32.0	36.179	113.06	30.51	5.67	18.58%
<b>iii)</b>	<b>OB Removal (Excl. R/H)</b>	M. CuM.	130.00	114.109	87.776	105.37	9.10	8.64%
<b>iv)</b>	<b>Productivity (OMS)</b>							
	UG	Te.	0.27	0.19	69.84	0.24	-0.02	-8.33%
	OC	Te.	6.49	8.72	134.43	7.53	1.08	14.37%
	Overall	Te.	3.78	4.75	125.50	4.16	0.79	18.99%
<b>v)</b>	<b>Offtake of Coal</b>	M. Te.	32.00	35.53	111.03	32.25	3.28	10.16%

## WASHED COAL AND WASHERY PRODUCTS PERFORMANCE

Supply of Washed & direct feed coal to the steel sector was 14.22 lakh tonnes in 2022-23 against 11.72 lakh tonnes in 2021-22. This represents a growth of (+) 21.30 over the last year. The raw coal feed to washery has increased to more than 44.20 LT which is the highest in last 17 years.

(In million tonnes)

Type	2022-23		2021-22		2020-21	
	Target	Actual	Target	Actual	Target	Actual
<b>PRODUCTION</b>						
Washed Coal ( C )	1.862	1.434	1.691	1.209	0.684	0.750
Washed Power Coal	3.855	2.485	3.246	1.817	1.021	1.507
Total	5.717	3.918	4.937	3.026	1.705	2.257
Washed Coal supplied		1.4221		7.48		8.35

## V. OUTLOOK

### a. PRODUCTION OUTLOOK

- BCCL was showing a downward trend in coal production every year since 2016-17 but the same downward trend has been arrested in 2021-22 and then there has been substantial progressive growth each year.
- Coal production declined from 37.04 MT in the year 2016-17 to 24.66 MT during 2020-21 but in 2021-22 it has achieved a production of 30.51 MT which has increased to 36.18 MT in 2022-23.

### PRODUCTION GROWTH ACHIEVED *VIS-À-VIS* ENVISAGED DURING 2016-17 TO 2024-25

Type	2016-17	2017-18	2018-19	2019-20	2020-21	2021-22	2022-23	2023-24	2024-25
UG	1.68	1.08	0.9	1.04	0.61	0.81	0.686	1.425	2.68
Dept. OC	11.62	9.73	9.96	7.72	7.52	8.37	9.653	9.260	9.50
Hired OC	23.74	21.8	20.18	18.97	16.53	21.34	25.840	30.315	32.82
Total OC	35.36	31.53	30.14	26.69	24.05	29.71	35.493	39.575	42.736
<b>Grand total</b>	<b>37.04</b>	<b>32.61</b>	<b>31.04</b>	<b>27.73</b>	<b>24.66</b>	<b>30.51</b>	<b>36.179</b>	<b>41.00</b>	<b>45.00</b>

### b. MARKETING OUTLOOK

- With increased requirement of consumers under “Atmanirbhar Bharat” amid global supply constraint, there is need for more domestic Washed Coal for the steel consumers.
- With setting up of new washeries, stacking of rejects is a huge problem and this space constraint can be mitigated to a large extent if such rejects can be sold to the power houses or other consumers at a mutually agreed price or notified price.
- Long-term agreement with distantly located consumers of Rejects with rationalized price if required.
- Mine production enhancement in line with the projected off-take commitment from customers.

#### ➤ e-AUCTION PLAN

- A monthly e-auction calendar is being followed..
- Action has been taken to ensure 100% lifting of total bid quantity in e-auctions and areas are being sensitized accordingly.

- Standard Operating Procedure (SOP) has been prepared for timely issuance of Sale Order and hassle-free lifting of coal by consumers to increase dispatches.
- With enhanced demand in the market, premium over notified price has been consistently increasing over the years in Spot e-auction.
- Conducting consumer meet in regular manner to address issues raised by the consumers.
- Meeting with Area General Managers and Area Sales Managers are being sensitized to improved supply of quality coal to FSA consumers and ensuring 100 % lifting by Road mode.
- After a long gap, MoU price for supply of Washed Coal supply to SAIL has been raised to a reasonable level while other interested consumers such RINL came forward to take washed coal at the higher bid price.
- Dispatch of washed power coal to various coal consumers such as SAIL need to be augmented as it will help liquidate the present high stock in different Washeries and this will also create more space for day to day operations.

### **c. Outlook for sustainable growth**

Corporate Environmental Policy of BCCL aims environment management concept of sustainable development which is achieved by concerted efforts of employees of BCCL and dedicated environment management system. With a view to achieving growth with sustainability, emphasis is being given for installation of solar power energy in the premises of the company and in that direction a number of initiatives have been taken as can be seen elsewhere in the report. Similarly, the company has been establishing state of the art 6 new washeries which are either commissioned or in different stages of completion which will go in long way in producing clean coal thereby reducing the carbon footprint.

## **VI. RISKS AND CONCERNS**

1. Challenges faced due to Land Acquisition,
2. Implementation of Jharia Action Plan,
3. Loss making Legacy Mines,
4. Technology Up-gradation and equipment utilization,
5. Compliance to Environment and Forest Law,
6. Inconsistent realization from coal leading to fall in revenue,
7. Delay in project start-up due to displacement of public infrastructure and natural resources
8. Operational Safety risks arising out of Mining
9. Risk due to redemption of 5% Cumulative, Non-Convertible & Redeemable Preference Shares due on 31.03.2020 and related Dividend thereof

## **VII. DIVERSIFICATION AND VALUE ADDITION**

### **➤ CBM**

- ❖ CBM is basically composed of ~95% Methane and remaining amounts of slightly higher hydrocarbons, nitrogen, and carbon dioxide. Commonly referred to as Marsh Gas in mining industry, it is an inherent part of coal seams, absorbed into it, formed during the process of coalification of vegetation.
- ❖ The CBM extraction provides major benefits as:
  - Additional revenue generation opportunity from sales of Natural gas.
  - It is in line with the domestic governments' and international community's objective to increase share of clean fuel in the power mix and also reducing methane (a greenhouse gas) exposure to atmosphere.
  - Extraction of in-situ methane does not affect mine-ability of the coal deposit.
  - Due to degasification of methane in the coal deposit, additional benefits emerge for coal extraction process. It reduced the chances of fire and explosion hazard as methane has already been extracted, improving mine ventilation.

## ➤ MONETIZATION OF DISCONTINUE COAL MINES

Monetisation of discontinued coal mines through prospective bidders may open up the opportunity for realisation of good amount of revenue which will contribute to the sustainability of the Company in long run. In this direction, four (4) discontinued mines, viz., PB Project, Salanpur –AKGC, Loyabad Coal mines, Kharkharee have already been awarded in favour of the highest bidder. If the venture is successful, this will create opportunities not only for the company but also for the local population.

### LAND ACQUISITION – A MAJOR ISSUE

- Production of some patches suffered due to non-availability of land in time.
- Different entries in CS and RS Khatiyan leading to unnecessary legal hassles and delay in acquisition of land.
- Land acquired under LA Act and vested Land are not being honoured by locals. Such cases are taken to judiciary leading to quite a long time for physical possession.
- DC lines shifting to unlock coal reserves is one of the priorities but to public pressure, the same could not be materialised.

### CAPACITY BUILT-UP

CAPACITY (As on 1st April) (as assessed by CMPDI)VIS-À-VIS PRODUCTION OF BCCL				
	2020-21	2021-22	2022-23	2023-24
<b>CAPACITY (MT)</b>	<b>40.406</b>	<b>39.586</b>	<b>36.696</b>	<b>44.53</b>
<b>PRODUCTION (MT)</b>	<b>24.66</b>	<b>30.511</b>	<b>36.179</b>	<b>NA</b>
<b>% Cap Utilization</b>	<b>71.77</b>	<b>83.265</b>	<b>98.59</b>	<b>NA</b>

### TWO PRONGED APPROACH ADOPTED FOR INCREASE IN CAPACITY OF BCCL

1. Short term capacity augmentation plan: enhance production in short term through small H-HEMM patches

	ANNUAL CAPACITY (MTY) 2023-24	PRO-RATA CAPACITY FOR 2024-25 (MT)
HIRED HEMM (As per CMPDI)	30.37	33.33
DEPARTMENTAL OC (As per CMPDI)	12.76	14.01
Total OC	43.13	47.34
TOTAL UG	1.40	1.54
<b>TOTAL CAPACITY</b>	<b>44.53</b>	<b>48.88</b>

## VIII. INTERNAL CONTROL SYSTEMS AND THEIR ADEQUACY

To ensure regulatory and statutory compliance as well as to provide highest level of corporate governance, our company has a well-established and robust internal control system and processes. A comprehensive delegation of power exists for smooth decision making. The supervision of operational efficiency is done by internal audit. The Audit committee keeps a watch on the working of the internal control system. The accounts of the company are subject to audit by Comptroller and Auditor General of India. In line with the directives of Department of Public Enterprises (DPE), training is imparted to the newly appointed Directors of the company.

## IX. DISCUSSION ON FINANCIAL PERFORMANCE WITH RESPECT TO OPERATIONAL PERFORMANCE

In FY 2022-23, the profit before tax for the company was ₹502.88 Crore and the net profit was ₹645.01 Crore reflecting a growth in profitability by 162.86% and 477.86% over previous year profit before tax of ₹191.31 Crore and net profit of ₹111.62 Crore respectively.

The principal reason for such growth in profitability during the year can be attributed to the following factors:-

- Enhancement in sales volume by 9.06% over the previous year mainly due to boost in operational efficiency and favorable business environment.

A detailed discussion on financial performance and analysis is furnished below.

## A. Total Income:

Total Income of the Company comprises of Revenue from Operations and other Income. Major revenue of the company under above two heads of total income includes income from sale of coal, other operating revenue such as Surface Transportation Charges (STC) recovered from customers, evacuation facility charges, interest earned on term deposits with banks etc. The total income for financial year 2022-23 is ₹13698.25 Crore as against ₹10579.83 Crore in the previous year registering a huge growth of 29.48%, principally due to increased off-take volume by 3.25 million tonne from the previous year (35.53 million tonne in FY 2022-23 against 32.28 million tonne in FY 2021-22). The analysis of major elements of incomes is detailed below:

### 1. Revenue from Operations:

#### a. Sale of Coal

The company has attained huge growth in the sales revenue over previous year on back of upsurge in sales volume and favorable price variance. Our raw coal sales volume enhanced by 2.42 million tonne as compared to last year mainly due to boost in requirement of coal and higher average realization rate. Company supplied 29.54 million tonne under FSA coal and 1.57 million tonne under E-auction route and earned revenue of ₹8447.24 crore from FSA sale and ₹1129.55 crore from those who bought coal under E-auction. There is also rise in sale of Washed Coal and other By-products during the current year. The total revenue from sale of Washed Coal and other By-products of ₹2756.55 crore was earned mainly due to increase in volume and enhanced average sales realization in comparison to the last year.

#### b. Other Operating Revenue:

##### Loading and additional transportation charges

Major element of other operating revenue is on account of Surface Transportation Charges (STC) collected from customers. The company has a policy to levy and collect Surface Transportation costs for transportation of coal to dispatch points under various slabs of distance and corresponding rates. The loading and transportation charges recovered (net of all levies) during the year was ₹733.19 crore against ₹496.78 crore in the previous year and due to increase in volume of dispatch and higher lead of dispatch.

##### Evacuation Facility Charges

Evacuation Facility Charges are levied at ₹60 per tonne on all dispatches except dispatch through rapid loading arrangement. During the year, total revenue on account of evacuation facility charges (net of all levies) was ₹214.40 crore against ₹185.50 crore in the previous year. The increase was due to increase in volume of dispatch.

### 2. Other Income

During the year, other income changed from ₹451.97 crore in FY 2021-22 to ₹417.32 crore in FY 2022-23. The amount includes interest earned on surplus fund, penalty recovered from contractors/customers and write back of provisions / liabilities which are no longer required.

## B. Expenses

The major elements of expenses are discussed below:

#### a. Employee Benefits Expense

Employee benefit expenses constitute the largest component in the total cost, and are about 55.76% of the total cost. The employee benefit cost during the year was ₹7358.12 crore as against ₹5788.32 crore in previous year.

This increase was due to provisioning for pending NCWA-XI for non-executive wage revision, annual increments and increase in DA etc. Further, there is a net reduction of 1878 nos. of employees during the year on account of superannuation, resignation, death, transfer, etc.

### b. Contractual Expenses

Contractual expenses primarily consist of transportation charges for coal, sand and other materials, wagon loading operations, hiring charges for Heavy Earth Moving Machinery engaged for coal extraction and overburden removal activities and other miscellaneous works such as for haul road maintenance at mines and temporary lighting etc.

Contractual expenses increased by ₹429.24 crore, from ₹1962.11 crore in FY 2021-22 to ₹2391.35 crore in FY 2022-23, i.e. 21.88%. The spike in contractual expenses was largely due to factors such as Diesel escalation, Wage escalation, and enhancement in Washing Charges at Washeries as compared to the previous year.

### c. Finance Costs

Borrowings

(₹'Crores)

	31.03.2023	31.03.2022
<b>Interest Expenses</b>		
Unwinding of discount	55.69	48.60
Fund parked within Group	-	-
Fair Value Change (Net)	-	-
Other Borrowings	-	29.15
<b>Total</b>	<b>55.69</b>	<b>77.75</b>

### d. Stripping Activity Adjustment

As per Significant Account Policies (Refer 2.19) on Stripping Activity Expense/Adjustment is to be calculated for mines with rated capacity of one million tonnes and above per annum. Cost of Stripping is charged on technically evaluated average stripping ratio (OB: COAL) at each mine with due adjustment for stripping activity asset and ratio-variance account after the mines are brought to revenue. Presently, such adjustment is being done in five mines as under:

			31.03.2023		31.03.2022	
	Standard Stripping Ratio	Current Stripping Ratio	Coal (LT)	OBR (LCum)	Coal (LT)	OBR (LCum)
AMPC, Barora Area	1.87	1.43	19.03	27.16	14.36	18.07
AKWMC, Katras Area	2.60	2.18	38.28	83.35	41.95	87.12
Golukdih, Bastacola Area	4.04	3.00	27.26	81.88	25.94	102.25
Dahibari Basantimata OCP, CV Area	3.03	1.77	6.16	10.91	7.82	21.22
Amalgamated NT/ST Kujama, Lodna Area	3.87	2.50	60.50	151.19	38.15	110.38
<b>Total</b>			<b>151.23</b>	<b>354.49</b>	<b>128.22</b>	<b>339.04</b>

### e. Other Expenses

During the year other expenses increased by ₹165.54 (19.15%) from ₹864.36 crore in FY 2021-22 to ₹1029.90 crore in FY 2022-23, mainly due to increase in expenses on Rates & Taxes, Demurrage, Hiring Charges, CMPDIL and Security charges in the current year.

**f. CASH FLOWS (Summarized)**
**(₹'Crores)**

	For the year ended 31 <sup>st</sup> March	
	2023	2022
Opening Cash & Cash equivalents	617.33	48.67
Net cash flow from operating activities	1641.84	3300.23
Net cash flow from investing activities	(1601.61)	(582.07)
Net cash flow from financing activities	(70.94)	(2149.50)
<b>Change (net increase/ decrease) in Cash &amp; Cash equivalents</b>	<b>(30.71)</b>	<b>568.66</b>

**g. Net Worth**

The net-worth of the Company as at 31.03.2023 stood at (+) ₹3771.24 crore.

**X. MATERIAL DEVELOPMENTS IN HUMAN RESOURCES, INDUSTRIAL RELATIONS FRONT, INCLUDING NUMBER OF PEOPLE EMPLOYED**

This has been covered in the main report

**XI. ENVIRONMENTAL PROTECTION AND CONSERVATION, TECHNOLOGICAL CONSERVATION, RENEWABLE ENERGY DEVELOPMENTS, FOREIGN EXCHANGE CONSERVATION.**

This has been covered in the main report

**XII. CORPORATE SOCIAL RESPONSIBILITY**

A separate annexure has been there towards the CSR.

**ANNEXURE - V****BHARAT COKING COAL LIMITED****( A Subsidiary of Coal India Limited )**

Dhanbad - 826005 (JHARKHAND).

CIN No. U10101972GOI000918

**CEO AND CFO CERTIFICATION**

To

**The Board of Directors****BCCL, Dhanbad.**

The Financial Statements of BCCL for the Year/4<sup>th</sup> Quarter ended 31<sup>st</sup> March, 2023 are placed herewith before the Board of Directors for their consideration and adoption.

Based on the certifications by General Managers and Area Finance Managers of respective Areas/Units regarding their Audited Financial Statements for the Year/4<sup>th</sup> Quarter ended 31<sup>st</sup> March, 2023, I, Samiran Dutta, Chairman-cum-Managing Director & CEO and Rakesh Kumar Sahay, Director (Finance) & CFO, BCCL, responsible for the finance function, certify that:

- a. We have reviewed the Financial Statements of the Company for the Year/4<sup>th</sup> Quarter ended 31<sup>st</sup> March, 2023 and that to the best of our knowledge and belief:
  - i. These statements do not contain any materially untrue statement or omit any material fact or contain statements that might be misleading;
  - ii. These statements together present a true and fair view of the company's affairs and are in compliance with existing accounting standards, applicable laws and regulations.
- b. To the best of our knowledge and belief, no transactions entered into by the company during the Year/4<sup>th</sup> Quarter ended 31<sup>st</sup> March, 2023 are fraudulent, illegal or violative of the company's code of conduct.
- c. We accept responsibility for establishing and maintaining internal controls for financial reporting and we have evaluated the effectiveness of internal control systems of the company pertaining to financial reporting and we have disclosed to the auditors and the Audit Committee, deficiencies in the design or operation of such internal controls, if any, of which they are aware and the steps they have taken or propose to take to rectify these deficiencies.
- d. We have indicated to the auditors and the Audit Committee that:
  - i. There has not been any significant change in internal control over financial reporting during the period under reference;
  - ii. There has not been any significant change in accounting policies during the period;
- iii. We have not become aware of any instance of significant fraud with involvement therein of the management or an employee having a significant role in the company's internal control system over financial reporting except as follows:
  - a. Irregularities in arbitrary cancellation of BC and FC in a tender of Lodna Area even after recommendation of tender committee member to award the work in favor of L-1 tenderer. Vigilance case no. is CB/01/2022 registered on 26.05.2022.
  - b. Irregularities detected in handover and takeover of BCCL's quarter at EJ Area. Vigilance case no. is CB/02/2022 registered on 17.06.2022.
  - c. Irregularities in work of Coal Transportation from various coal dump of kuya ocp to ck siding through feeder breaker during the period January 2021 to May 2021 by the three private coal transporters. Vigilance case no. is CB/04/2022 registered on 22.09.2022.
  - d. Alleged violation of term and conditions of the contract and non-deposition of correct amount of EPF. Vigilance case no. is CA/01/2022 registered on 07.12.2022.

**Director (Finance)  
& CFO BCCL****Chairman-cum-Managing Director  
& CEO BCCL****Place: Dhanbad****Date: 24.04.2023**



## ANNEXURE - VI

### INDEPENDENT AUDITOR'S REPORT TO THE MEMBERS OF BHARAT COKING COAL LIMITED

INDEPENDENT AUDITOR'S REPORT	MANAGEMENT'S COMMENT
<p><b>TO THE MEMBERS OF BHARAT COKING COAL LIMITED</b></p> <p><b>Report On The Standalone Financial Statements</b></p> <p><b>Opinion</b></p> <p>We have audited the accompanying Standalone financial statements of <b>BHARAT COKING COAL LIMITED</b> (“the Company”) (hereinafter BCCL), which comprise the Balance Sheet as at 31<sup>st</sup> March, 2023, the Statement of Profit and Loss (Including other comprehensive income), the Statement of Changes in Equity and the Statement of Cash Flows for the year then ended on that date, and a summary of the significant accounting policies and other explanatory information (hereinafter referred to as “Standalone financial statements”), in which are included the returns for the year ended on that date audited by the area / units auditors of the Company’s 17 (seventeen) area / units comprising (1) Barora Area; (2) Block-II Area; (3) Govindpur Area; (4) Katras Area; (5) Sijua Area; (6) Kusunda Area; (7) P B Area; (8) Bastacolla Area; (9) Lodna Area (incl. Lodna Washery); (10) Eastern Jharia Area; (11) C V Area; (12) Dahibari Washery; (13) Western Jharia Area; (14) Washery Division; (15) Madhuban Coal Washery; (16) Mines Rescue Station and (17) Bhuli Township Area.</p> <p>In our opinion and to the best of our information and according to the explanations given to us, the aforesaid financial statements give the information required by the Companies Act, 2013 (“the Act”) in the manner so required and give a true and fair view in conformity with the Indian Accounting Standards prescribed under section 133 of the Act read with the Companies (Indian Accounting Standards) Rules, 2015, as amended, (“Ind AS”) and other accounting principles generally accepted in India, of the state of affairs of the Company as at 31<sup>st</sup> March, 2023, the Profit and total comprehensive income, changes in equity and its cash flows for the year ended on that date.</p> <p><b>Basis for Opinion</b></p> <p>We conducted our audit of the financial statements in accordance with the Standards on Auditing (SAs) specified under section 143(10) of the Companies Act, 2013. Our responsibilities under those Standards are further described in the Auditor’s Responsibilities for the Audit of the Financial Statements section of our report. We are independent of the Company in accordance with the Code of Ethics issued by the Institute of Chartered Accountants of India (ICAI) together with the ethical requirements that are relevant to our audit of the financial statements under the provisions of the Companies Act, 2013 and the Rules made thereunder, and we have fulfilled our other ethical responsibilities in accordance with these requirements and the ICAI’s Code of Ethics. We believe that the audit evidence we have obtained is sufficient and appropriate to provide a basis for our audit opinion on the financial statements.</p>	



<b>INDEPENDENT AUDITOR'S REPORT</b>		<b>MANAGEMENT'S COMMENT</b>
<p><b>Emphasis of Matters</b> We draw attention to the following: -</p> <p>a) Pending confirmation/ reconciliation of certain balances under Trade Receivables, the consequential impact thereof, if any on the financial statements are not ascertainable.</p> <p>Our opinion is not modified in respect of the above matters.</p>		<p>Reconciliation of Trade Receivables takes place continuously. Efforts have been taken to expedite the pending reconciliation.</p>
<p><b>Key Audit Matters</b></p> <p>Key audit matters are those matters that, in our professional judgment, were of most significance in our audit of the financial statements of the current period. These matters were addressed in the context of our audit of the financial statements as a whole, and in forming our opinion thereon, and we do not provide a separate opinion on these matters. We have determined the matters described below to be the key audit matters to be communicated in our report.</p>		
Srl No.	Key Audit Matter	Auditor's Response
1.	<p><b><u>Stripping Activity Expense/ Adjustment</u></b></p> <p>In case of opencast mining, the mine waste materials (“overburden”) which consists of soil and rock on the top of coal seam is required to be removed to get access to the coal and its extraction. This waste removal activity is known as ‘Stripping’. In opencast mines, the company has to incur such expenses over the life of the mine (as technically estimated).</p> <p>Therefore, as a policy, in the mines with rated capacity of one million tonnes per annum and above, cost of Stripping is charged on technically evaluated average stripping ratio (OB: COAL) at each mine with due adjustment for stripping activity asset and ratio variance account after the mines are brought to revenue.</p> <p>Net of balances of stripping activity asset and ratio variance at the Balance Sheet date is shown as Stripping Activity Adjustment under the head Non - Current Provisions / Other Non-Current Assets as the case may be.</p>	<p><b><u>Principal Audit Procedures:</u></b></p> <p>We performed the following substantive procedures:</p> <ul style="list-style-type: none"> <li>• Obtained working data of Stripping Adjustment and checked that the total expense incurred during the year is allocated between Coal production and Overburden. Ensured about accuracy and completeness of expenses considered in calculation of ratio.</li> <li>• Checked that the ratio variance is calculated on the basis of amount allocated to overburden and OB quantity extracted during the year correctly.</li> <li>• Performed analytical procedures and test of details for reasonableness of expenses considered stripping activity adjustment calculation.</li> <li>• Checked that the accounting policy applied and management’s judgments used for Stripping Activity Adjustment are appropriate.</li> </ul> <p>Based on the procedures performed, we have satisfied ourselves regarding stripping activity expenses/ adjustments.</p>

INDEPENDENT AUDITOR'S REPORT		MANAGEMENT'S COMMENT
Srl No.	Key Audit Matter	Auditor's Response
	<p>The reported quantity of overburden as per record is considered in calculating the ratio for OBR accounting where the variance between reported quantity and measured quantity is within the permissible limits. However, where the variance is beyond the permissible limits as above, the measured quantity is considered.</p> <p>(Refer Statement of Profit &amp; Loss and Note 21 to the Standalone Financial Statements.)</p>	
2.	<p><b><u>Revenue from Contracts with Customers</u></b></p> <p>The application of the Revenue accounting standard involves certain key judgements relating to identification of distinct performance obligations, determination of transaction price of the identified performance obligations, the appropriateness of the basis used to measure revenue recognised during the year.</p> <p>(Refer Note 38.15.(i) to the Standalone Financial Statements.)</p>	<p><b><u>Principal Audit Procedures:</u></b></p> <p>Our audit procedures include:</p> <ul style="list-style-type: none"> <li>• Evaluated the design, the processes and internal controls relating to revenue accounting standard;</li> <li>• Evaluated the detailed analysis performed by management on revenue streams by selecting samples for the existing contracts with customers and considered revenue recognition policy in the current period in respect of those revenue streams</li> </ul> <p>Evaluated the appropriateness of the disclosures provided under the revenue standard and assessed the completeness and mathematical accuracy of the relevant disclosures.</p> <p>We found that the management's estimations and judgments in the recognition of income is reasonable based on the available evidences.</p>
3.	<p><b><u>Evaluation of uncertain tax positions</u></b></p> <p>The Company has material uncertain tax positions including matters under dispute which involves significant judgment to determine the possible outcome of these disputes.</p> <p>(Refer Notes 38.4.(a) to the Standalone Financial Statements.)</p>	<p><b><u>Principal Audit Procedures:</u></b></p> <p>Our audit procedures include:</p> <ul style="list-style-type: none"> <li>• Evaluated the design and implementation of controls in respect of provision for current tax and the recognition and recoverability of deferred tax assets.</li> </ul>



INDEPENDENT AUDITOR'S REPORT		MANAGEMENT'S COMMENT
Srl No.	Key Audit Matter	Auditor's Response
		<ul style="list-style-type: none"> <li>• Considered management's assessment of the validity and adequacy of provisions for uncertain tax positions, evaluating the basis of assessments and reviewing relevant correspondence and legal advice where available including any information regarding similar cases with the relevant tax authority.</li> <li>• Assessed the appropriateness of management's assumptions and estimates including the likelihood of generating sufficient future taxable income to support deferred tax assets.</li> <li>• Based on the procedure performed above, we obtained sufficient audit evidence to corroborate management's estimates regarding current and deferred tax balances and provision for uncertain tax positions.</li> </ul>
4.	<p><b><u>Valuation of defined benefits obligation for employees</u></b></p> <p>Accounting for defined benefit plans is based on actuarial assumptions which require measuring the obligation, evaluating the planed assets and calculating the corresponding actuarial gain or loss. All future cash flows discounted to present value for arriving at the obligation.</p> <p>Significant estimates including the discount rates, the inflation rates, escalation of salary and the mortality rate are made in valuing the company's defined benefits obligations. The company engages external actuarial specialist to assist them in selecting appropriate assumptions and calculate the obligations.</p>	<p><b><u>Principal Audit Procedures:</u></b></p> <p>Our audit procedures include:</p> <ul style="list-style-type: none"> <li>• Evaluated the key assumptions applied (discount rates, inflation rate, mortality rate) as per the Guidance Note applicable.</li> <li>• Assessed the competence, independence, and integrity of the company's actuarial expert.</li> <li>• The controls over the review and approval of actuarial assumptions, the completeness and accuracy of data provided to external actuary, and the reconciliation to data used in expert's calculation were tested.</li> <li>• Discussed with the Management about the liability accrued due to defined benefit plan and to understand the business and assessed if there was any inconsistency in the assumptions.</li> </ul>

INDEPENDENT AUDITOR'S REPORT		MANAGEMENT'S COMMENT
Srl No.	Key Audit Matter	Auditor's Response
	<p>The effect of these matters is a part of the risk assessment and valuation of the defined benefit obligations has a high degree of estimation as it is based on assumptions.</p> <p>(Refer Notes 38.3 to the Standalone Financial Statements.)</p>	<ul style="list-style-type: none"> <li>• Adequacy of the company disclosure as per Ind AS 19 in the notes is verified. Based on the audit procedures involved, we observed that the assumptions made by the management in relation to the valuation were supported by available evidence</li> </ul>
<p><b>Information Other than the Financial Statements and Auditor's Report Thereon</b></p> <p>The Company's Board of Directors is responsible for the preparation of the other information. The other information comprises the information included in the Director's Report including Annexures to Director's Report, CSR Report, R&amp;D and Report on Corporate Governance and Management Discussion and Analysis Report, but does not include the financial statements and our auditor's report thereon. The Director's Report including Annexures to Director's Report, CSR Report, R&amp;D and Report on Corporate Governance and Management Discussion and Analysis Report, is not made available to us till the date of this report and is expected to be made available to us after the date of this Audit Report.</p> <p>Our opinion on the financial statements does not cover the other information and we do not express any form of assurance conclusion thereon.</p> <p>In connection with our audit of the financial statements, our responsibility is to read the other information identified above when it becomes available and, in doing so, consider whether the other information is materially inconsistent with the financial statements or our knowledge obtained during the course of our audit or otherwise appears to be materially misstated.</p> <p>When we are provided and we read the Director's Report including Annexures to Director's Report, CSR Report, R&amp;D and Report on Corporate Governance and Management Discussion and Analysis Report, if we conclude that there is a material misstatement therein, we are required to communicate the matter to those charged with governance and describe actions applicable in the applicable laws and regulations.</p>		
<p><b>Management's Responsibility for the Financial Statements</b></p> <p>The Company's Board of Directors is responsible for the matters stated in section 134(5) of the Companies Act, 2013 ("the Act") with respect to the preparation of these financial statements that give a true and fair view of the financial position, financial performance, total comprehensive income, changes in equity and cash flows of the Company in accordance with the Ind AS and other accounting principles generally accepted in India, including the accounting Standards specified under section 133 of the Act. This responsibility also includes maintenance of adequate accounting records in accordance with the provisions of the Act for safeguarding of the assets of the Company and for preventing and detecting frauds and other irregularities; selection and application of appropriate accounting policies; making judgments and estimates that are reasonable and prudent; and design, implementation and maintenance of adequate internal financial controls, that were operating effectively for ensuring the accuracy and completeness of the accounting</p>		



INDEPENDENT AUDITOR'S REPORT	MANAGEMENT'S COMMENT
<p>records, relevant to the preparation and presentation of the financial statement that give a true and fair view and are free from material misstatement, whether due to fraud or error.</p> <p>In preparing the financial statements, management is responsible for assessing the Company's ability to continue as a going concern, disclosing, as applicable, matters related to going concern and using the going concern basis of accounting unless management either intends to liquidate the Company or to cease operations, or has no realistic alternative but to do so.</p> <p>The Board of Directors are also responsible for overseeing the company's financial reporting process.</p>	
<p><b>Auditor's Responsibility for the Audit of the Financial Statements</b></p> <p>Our objectives are to obtain reasonable assurance about whether the financial statements as a whole are free from material misstatement, whether due to fraud or error, and to issue an auditor's report that includes our opinion. Reasonable assurance is a high level of assurance, but is not a guarantee that an audit conducted in accordance with SAs will always detect a material misstatement when it exists. Misstatements can arise from fraud or error and are considered material if, individually or in the aggregate, they could reasonably be expected to influence the economic decisions of users taken on the basis of these financial statements.</p> <p>As part of an audit in accordance with SAs, we exercise professional judgment and maintain professional skepticism throughout the audit.</p> <p>We also:</p> <ul style="list-style-type: none"> <li>• Identify and assess the risks of material misstatement of the financial statements, whether due to fraud or error, design and perform audit procedures responsive to those risks, and obtain audit evidence that is sufficient and appropriate to provide a basis for our opinion. The risk of not detecting a material misstatement resulting from fraud is higher than for one resulting from error, as fraud may involve collusion, forgery, intentional omissions, misrepresentations, or the override of internal control.</li> <li>• Obtain an understanding of internal financial controls relevant to the audit in order to design audit procedures that are appropriate in the circumstances. Under section 143(3)(i) of the Act, we are also responsible for expressing our opinion on whether the Company has adequate internal financial controls system in place and the operating effectiveness of such controls.</li> <li>• Evaluate the appropriateness of accounting policies used and the reasonableness of accounting estimates and related disclosures made by management.</li> <li>• Conclude on the appropriateness of management's use of the going concern basis of accounting and, based on the audit evidence obtained, whether a material uncertainty exists related to events or conditions that may cast significant doubt on the Company's ability to continue as a going concern. If we conclude that a material uncertainty exists, we are required to draw attention in our auditor's report to the related disclosures in the financial statements or, if such disclosures are inadequate, to modify our opinion. Our conclusions are based on the audit evidence obtained up to the date of our auditor's report. However, future events or conditions may cause the Company to cease to continue as a going concern.</li> </ul>	

INDEPENDENT AUDITOR'S REPORT	MANAGEMENT'S COMMENT
<ul style="list-style-type: none"> <li>Evaluate the overall presentation, structure and content of the financial statements, including the disclosures, and whether the financial statements represent the underlying transactions and events in a manner that achieves fair presentation.</li> </ul> <p>Materiality is the magnitude of misstatements in the financial statements that, individually or in aggregate, makes it probable that the economic decisions of a reasonably knowledgeable user of the financial statements may be influenced. We consider quantitative materiality and qualitative factors in (i) planning the scope of our audit work and in evaluating the results of our work; and (ii) to evaluate the effect of any identified misstatements in the financial statements.</p> <p>We communicate with those charged with governance regarding, among other matters, the planned scope and timing of the audit and significant audit findings, including any significant deficiencies in internal control that we identify during our audit.</p> <p>We also provide those charged with governance with a statement that we have complied with relevant ethical requirements regarding independence, and to communicate with them all relationships and other matters that may reasonably be thought to bear on our independence, and where applicable, related safeguards.</p> <p>From the matters communicated with those charged with governance, we determine those matters that were of most significance in the audit of the financial statements of the current period and are therefore the key audit matters. We describe these matters in our auditor's report unless law or regulation precludes public disclosure about the matter or when, in extremely rare circumstances, we determine that a matter should not be communicated in our report because the adverse consequences of doing so would reasonably be expected to outweigh the public interest benefits of such communication.</p>	
<p><b>Other Matters</b></p> <p>We did not audit the Standalone financial statements/information of 17 area/ units included in the financial statements of the Company whose financial statements / financial information reflect total assets of ₹ 5,763.86 crores as at 31st March, 2023 and total income of ₹ 13,576.17 crores for the year ended on that date, as considered in the financial statements. The financial statements/information of these area / unit have been audited by the area / unit auditors whose reports have been furnished to us, and our opinion in so far as it relates to the amounts and disclosures included in respect of these area / units, is based solely on the report of such area / unit auditors.</p> <p>Our opinion is not modified in respect of this matter</p>	
<p><b>Report on Other Legal and Regulatory Requirements</b></p> <p>1. As required under section 143(5) of the Companies Act, 2013, we give in the Annexure - I, a statement on the Directions and the Additional directions issued by the Comptroller and Auditor General of India after complying with the Suggested methodology of Audit, the action taken thereon and its impact on the accounts and Standalone financial statements of the Company.</p>	



INDEPENDENT AUDITOR'S REPORT	MANAGEMENT'S COMMENT
<p>This statement has been prepared incorporating the comments of the Area / Unit Auditors of the Company mentioned in their Auditors' Reports.</p> <p>2. As required by the Companies (Auditor's Report) Order, 2020 ("the Order") , as amended, issued by the Central Government of India in terms of sub-section (11) of section 143 of the Companies Act, 2013, we give in the Annexure - II a statement on the matters specified in paragraphs 3 and 4 of the Order to the extent applicable for the year under audit.</p> <p>3. As required by Section 143 (3) of the Act, based on our audit we report that:</p> <p>(a) We have sought and obtained all the information and explanations which to the best of our knowledge and belief were necessary for the purposes of our audit.</p> <p>(b) In our opinion, proper books of account as required by law have been kept by the Company so far as it appears from our examination of those books and proper returns adequate for the purposes of our audit have been received from the area / units not visited by us.</p> <p>(c) The reports on the accounts of the area / units of the Company audited under Section 143 (8) of the Act by area / unit auditors have been sent to us and have been properly dealt with by us in preparing this report.</p> <p>(d) The Balance Sheet, the Statement of Profit and Loss including Other Comprehensive Income, Statement of Changes in Equity and the Statement of Cash Flow dealt with by this Report are in agreement with the relevant books of account and with the returns received from the area / units not visited by us.</p> <p>(e) In our opinion, the aforesaid financial statements comply with the Indian Accounting Standards specified under Section 133 of the Act, read with Rule 7 of the Companies (Accounts) Rules, 2014.</p> <p>(f) In pursuance to the Notification No. G.S.R. 463(E) dated 05-06-2015 issued by the Ministry of Corporate Affairs, Section 164(2) of the Act pertaining to disqualification of Directors, is not applicable to the Government Company.</p> <p>(g) With respect to the adequacy of the internal financial controls over financial reporting of the Company and the operating effectiveness of such controls, refer to our separate Report in "<b>Annexure III</b>". Our report expresses an unmodified opinion on the adequacy and operating effectiveness of the Company's internal financial controls over financial reporting.</p> <p>(h) With respect to the other matters to be included in the Auditor's Report in accordance with Rule 11 of the Companies (Audit and Auditors) Rules, 2014, as amended, in our opinion and to the best of our information and according to the explanations given to us:</p> <p>i. The Company has disclosed the impact of pending litigations on its financial position in its Standalone financial statements – Refer Note 38.4.(a) to the Standalone financial statements;</p> <p>ii. The Company did not have any long-term contracts including derivative contracts for which there were any material foreseeable losses – Refer Note 38.4.(e).ii to the Standalone financial statements .</p>	



INDEPENDENT AUDITOR'S REPORT	MANAGEMENT'S COMMENT
<p>iii. There were no amounts which were required to be transferred to the Investor Education and Protection Fund by the Company.</p> <p>iv.</p> <p>(a) The management has represented that, to the best of it's knowledge and belief, other than as disclosed in the notes to the accounts, no funds have been advanced or loaned or invested (either from borrowed funds or share premium or any other sources or kind of funds) by the Company to or in any other person(s) or entity(ies), including foreign entities ("Intermediaries"), with the understanding, whether recorded in writing or otherwise, that the Intermediary shall, whether, directly or indirectly lend or invest in other persons or entities identified in any manner whatsoever by or on behalf of the Company ("Ultimate Beneficiaries") or provide any guarantee, security or the like on behalf of the ultimate beneficiaries</p> <p>(b) The management has represented, that, to the best of it's knowledge and belief, other than as disclosed in the notes to the accounts, no funds have been received by the company from any person(s) or entity(ies), including foreign entities ("Funding Parties"), with the understanding, whether recorded in writing or otherwise, that the Company shall, whether, directly or indirectly, lend or invest in other persons or entities identified in any manner whatsoever by or on behalf of the Funding Party ("Ultimate Beneficiaries") or provide any guarantee, security or the like on behalf of the Ultimate Beneficiaries; and</p> <p>(c) Based on such audit procedures we have considered reasonable and appropriate in the circumstances; nothing has come to our notice that has caused us to believe that the representations under sub-clause (a) and (b) contain any material misstatement.</p> <p>v. No dividend is declared or paid by the Company during the year and hence compliance with section 123 of the Companies Act, 2013 is not applicable to the Company.</p> <p>vi. Proviso to Rule 3(1) of the Companies (Accounts) Rules, 2014 for maintaining books of account using accounting software which has a feature of recording audit trail (edit log) facility is applicable to the Company with effect from April 1, 2023 and accordingly, reporting under Rule 11(g) of Companies (Audit and Auditors) Rules, 2014 is not applicable for the financial year ended March 31, 2023</p>	

**For N.C BANERJEE & CO.**

Chartered Accountants  
Firm Regn. No: 302081E

**(CA Arvind Kumar)**

Partner  
Membership No. 402203  
UDIN: 23402203BGROLN1131

Date: 24.04.2023  
Place: Dhanbad

**For Bharat Coking Coal Ltd**

**Rakesh Kumar Sahay**

Director (Finance) & CFO  
DIN 10122335

Date: 24.04.2023  
Place: Dhanbad

**ANNEXURE – I TO THE INDEPENDENT AUDITORS' REPORT.**

[Referred to in Paragraph 1 of “Report on Other Legal and Regulatory requirements” of our Audit Report on the Statement of Directions & Additional Directions under Section 143(5) of Companies Act, 2013 Issued by Comptroller & Auditor General of India for the year 2022-2023 as reported in the Auditor’s Report of the Company.]

**Annexure-A: Directions under section 143 (5) of the Companies Act 2013**

Particulars	Auditor's Observation	Action taken and Impact on Financial Statements
1) Whether the company has system in place to process all the accounting transactions through IT system? If Yes, the implications of processing of accounting transaction outside IT system on the integrity of the accounts along with the financial implications, if any, may be stated.	Yes, the Company has migrated to SAP, an ERP application software, from its legacy system Coal-Net to process all its accounting transactions with effect from 1 <sup>st</sup> August, 2021. As per the information and explanations provided to us by the management, this application covers mostly all the functionalities to run the business process smoothly and efficiently to fulfill the intense requirement of the Company.	The Company has been migrated to SAP with effect from 1st August, 2021 in phases. Due care is taken to account for all transactions in SAP, and therefore there is no financial impact as ascertainable.
2) Whether there is any restructuring of an existing loan or cases of waiver/ write off of debts/ loans/ interest etc. made by a lender to the company due to the company's inability to repay the loan? If yes, the financial impact may be stated. Whether such cases are properly accounted for? (In case, lender is a Government company, then this direction is also applicable for statutory auditor of lender company)	No such cases of restructuring of an existing loan or cases of waiver / write off of debts / Loans / interest etc. are observed during the Financial Year 2022-23.	There is no financial impact other than disclosed in the Financial Statements
3) Whether funds (grants/ subsidy etc) received/ receivable for specific schemes from Central/ State Government or agencies were properly accounted for/ utilized as per its terms and conditions? List the cases of deviation.	During the year 2022-23 the company has not received funds for specific schemes from Central/State Government or agencies except as under JRDA from Coal India Ltd. for ₹1.75 crore.  The amount were properly utilized as per its terms and conditions.	There is no impact on the Financial Statements.

**For N.C BANERJEE & CO.**

 Chartered Accountants  
 Firm Regn. No: 302081E

**(CA Arvind Kumar)**

 Partner  
 Membership No. 402203  
 UDIN: 23402203BGROLN1131

 Date: 24.04.2023  
 Place: Dhanbad

**For Bharat Coking Coal Ltd**
**Rakesh Kumar Sahay**

 Director (Finance) & CFO  
 DIN 10122335

 Date: 24.04.2023  
 Place: Dhanbad

**Annexure – B : Additional Directions under section 143 (5) of the Companies Act 2013**

Particulars	Auditor's Observation	Action taken and Impact on Financial Statements
1) Whether coal stock measurement was done based on Yellow Book? Whether physical stock measurement reports are accompanied by contour map in all cases? Whether approval of the competent authority was obtained for new heap, if any, created during the year.	<p>As per explanation and information given to us, the coal stock measurements of the heaps are being done as per the Yellow Book. Coal Stock dumps are being created by the collieries at prefix locations for which contour plans are prepared and approved by competent authority in advance, i.e. prior to starting dumping of coal. However, in some of the cases, small stocks whose geometrical shape are cumbersome and not fit for measurement using contour plan / level section, are being measured by conventional method, even if such stocks are having contour plans. The stock measurement reports are accompanied by contour plans.</p> <p>For the washeries the stocks of slurry, rejects and middling were building up since inception of the washery, i.e. prior to take over by BCCL. The heaps, particularly of reject, slurry, middling etc. are huge in shape and size. All these heaps are not having contour plans, as such being measured by conventional method.</p> <p>As per explanation and information given to us, new heaps created during the year are having approval of competent authority.</p>	There is no impact on the Financial Statements.
2) Whether the company conducted physical verification exercise of assets and properties at the time of merger/ split/restructure of an area. If so, whether the concerned subsidiary followed the requisite procedure.	As per explanation and information given to us, there are no cases of merger / split / restructure of any Area of BCCL during the Financial Year 2022-23	There is no impact on the Financial Statements.
3) Whether separate Escrow Accounts for each mine has been maintained in CIL and its subsidiary companies. Also examine the utilization of the fund of the account.	Yes, separate Mine-wise Escrow account against each Mine Closure Plan is maintained with Bank of Baroda and Union Bank of India according to guidelines issued by Ministry of Coal. No amount has been withdrawn from Escrow account during the financial year 2022-23.	There is no impact on the Financial Statements.
4) Whether the impact of penalty for illegal mining as imposed by the Hon'ble Supreme Court/ National Green Tribunal/ State Pollution Control Board has been duly considered and accounted for?	<p>There is no demand on account of illegal mining as imposed by the Hon'ble Supreme Court/ National Green Tribunal/ State Pollution control Board as on 31.03.2023.</p> <p>However, demand notices amounting to ₹ 17,344.46 crore have been issued in respect of 47 Projects/Mines/ Collieries of the company by State Government (District Mining Officer) in pursuance of the judgement dated 02.08.2017 of Hon'ble Supreme Court of India vide W.P. (C) No. 114 of 2014 in Common Cause vs. Union of India &amp; Others.</p> <p>Based on the judgment received from Revisional Authority, MoC and legal opinion, the above demand has been vacated.</p> <p>The same is suitably disclosed in the Additional Notes to Accounts vide no. 38.4.(a).(ii).</p>	There is no impact on the Financial Statements.
5) Whether any independent Assessment/ Certification in respect of migration process of data from Coalnet portal to SAP has been done.	Till date no independent assessment/certification in respect of migration process of data from Coal-Net portal to SAP has been done	There is no impact on the Financial Statements.

**For N.C BANERJEE & CO.**

Chartered Accountants  
Firm Regn. No: 302081E

**(CA Arvind Kumar)**

Partner

Membership No. 402203

UDIN: 23402203BGROLN1131

Date: 24.04.2023

Place: Dhanbad

**For Bharat Coking Coal Ltd**
**Rakesh Kumar Sahay**

Director (Finance) &amp; CFO

DIN 10122335

Date: 24.04.2023

Place: Dhanbad

**Annexure – II to the Independent Auditors’ Report to the members of the Bharat Coking Coal Limited,  
Dhanbad on the Standalone financial statements for the year ended 31st March, 2023.**

[Referred to in Paragraph 2 of “Report on Other Legal and Regulatory requirements” of our Audit Report]

<b>Auditor's Report</b>						<b>Management's Comment</b>
<p>On the basis of such checks as we considered appropriate and according to the information and explanation given to us during the course of our audit, we report that:</p> <p>In respect of Property, Plant and Equipment</p> <p>(a) (A) The company is maintaining proper records showing full particulars, including quantitative details and situation of Property, Plant and Equipment;</p> <p>(B) The company is maintaining proper records showing full particulars of intangible assets;</p> <p>(b) The company has physically verified Property, Plant and Equipment at reasonable intervals; and no material discrepancies were noticed on such verification.</p> <p>(c) The title deeds of all the immovable properties (other than properties where the company is the lessee and the lease agreements are duly executed in favour of the lessee) disclosed in the financial statements are tabulated below:-</p>						Statement of facts.
Description of property	Gross carrying value (₹ crore)	Held in name of	Whether promoter, director or their relative or employee	Period held – indicate range, where appropriate	Reason for not being held in name of company	
Freehold Land	128.80	Only in case of Directly purchased by company (1147.455 Ha)	Not Applicable	Different Dates	<p>1. Out of the total (freehold &amp; other land) of 18682.195 Ha in the possession of BCCL, 17840.084 Ha land constitutes free hold land and 842.111 Ha other land.</p> <p>2. 16692.629 Ha of freehold land acquired on Nationalization of Coal Mines as well as taking over of Coal Mines Labour Welfare Organization including Central Hospital and four other Hospitals, Mines Rescue Stations of Govt. of India, four Washeries of SAIL, erstwhile Coal Board and Central Jharia Projects have been transferred to the Company by the Govt. of India. The question of mutation of land acquired under Coal Mines (Nationalization) Act 1972 as well as Coal Bearing Areas (Acquisition &amp; Development ) Act 1957, does not arise in law , as its right, title and interest remains vested absolutely in the Central Government, which is, on transfer, exercised by BCCL, a Government Company.</p> <p>3. All other title deeds for land acquired are in possession and are mutated in favour of company except in few cases of freehold lands, where same is under progress pending legal formalities</p>	
Other Land	33.21	Not Applicable	Not Applicable	Not Applicable	<p>838.247 Ha land is in the category of other land which were acquired in pursuance to Coal Mines (Nationalisation) Act 1973, under Coal Bearing Areas (Acquisition and Development) Act, 1957 and Land Acquisition Act, 1894 that does not require title deeds separately for corresponding land.</p> <p>3.864 Ha of Railway land at Loyabad station is taken on lease for a period of 35 years from March 2022.</p>	

<b>Auditor's Report</b>	<b>Management's Comment</b>												
<p>(b) The company has not revalued its Property, Plant and Equipment (including Right of Use assets) or intangible assets or both during the year ended 31st March 2023.</p> <p>(c) No proceedings have been initiated or are pending against the company for holding any benami property under the Benami Transactions (Prohibition) Act, 1988 (45 of 1988) and rules made thereunder.</p> <p>(ii) (a) The company has physically verified inventory at reasonable intervals. No such discrepancies of 10% or more in the aggregate for each class of inventory were noticed.</p> <p>(b) Unsecured working capital limits have been sanctioned during the year in excess of five crore rupees, in aggregate, from banks or financial institutions. The detail of such sanctions is provided in the below table:</p> <table border="1" style="width: 100%; border-collapse: collapse;"> <thead> <tr> <th style="text-align: center;">Bank Name</th> <th style="text-align: center;">Sanctioned limit (Working capital demand loan/ Working capital loan / Short term loan)</th> <th style="text-align: center;">Outstanding as on 31.03.2023*</th> </tr> </thead> <tbody> <tr> <td style="text-align: center;">HDFC Bank Ltd.</td> <td style="text-align: center;">₹850.00 Crore</td> <td style="text-align: center;">Nil</td> </tr> <tr> <td style="text-align: center;">AXIS Bank Ltd.</td> <td style="text-align: center;">₹200.00 Crore</td> <td style="text-align: center;">Nil</td> </tr> <tr> <td style="text-align: center;">ICICI Bank Ltd.</td> <td style="text-align: center;">₹50.00 Crore</td> <td style="text-align: center;">Nil</td> </tr> </tbody> </table> <p>*No amount of loan has been availed by the company during the financial year.</p> <p>However, The Company had not been sanctioned any working capital limits in excess of ₹5 crores, from bank or financial institutions on the basis of security of current assets during F.Y. 2022-2023.</p> <p>(iii) No investments are made in, provided any guarantee or security or granted any loans or advances in the nature of loans, secured or unsecured, to companies, firms, Limited Liability Partnerships or any other parties during the year. Accordingly, paragraph 3(iii)(a) to 3(iii)(f) of the Order are not applicable.</p> <p>(iv) According to the information and explanation given to us the Company has not granted any loans, or made investments, or given guarantees, or provided any security in connection with loan taken by other body corporate or persons as per the provisions of sections 185 and 186 of the Companies Act, 2013. Accordingly, paragraph 3(iv) of the order is not applicable.</p> <p>(v) According to the information and explanation given to us the Company has not accepted any deposits nor it has accepted any amounts which are deemed to be deposits. Accordingly, paragraph 3(v) of the Order is not applicable.</p> <p>(vi) According to the information and explanation given to us, Central Government has prescribed maintenance of cost records under sub- section (1) of section 148 of the Companies Act, 2013 for the products of the company and in our opinion the company is preparing and maintaining such accounts and records as specified.</p> <p>(vii) (a) According to the information and explanations given to us, the Company is regular in depositing undisputed statutory dues including Goods and Services Tax, provident fund, employees' state insurance, income-tax, sales-tax, service tax, duty of customs, duty of excise, value added tax, cess and any other statutory dues to the appropriate authorities and no arrears of outstanding statutory dues as on the last day of the financial year concerned for a period of more than six months from the date they became payable.</p> <p>(b) According to the information and explanations given to us, there are no material dues of duty of customs which have not been deposited with the appropriate authorities on account of any dispute. However according to the information and explanations given to us, the following dues of income tax, sales tax, duty of excise, service tax, goods and Service Tax and Value added tax have not been deposited by the Company on account of disputes are as follows :</p>	Bank Name	Sanctioned limit (Working capital demand loan/ Working capital loan / Short term loan)	Outstanding as on 31.03.2023*	HDFC Bank Ltd.	₹850.00 Crore	Nil	AXIS Bank Ltd.	₹200.00 Crore	Nil	ICICI Bank Ltd.	₹50.00 Crore	Nil	
Bank Name	Sanctioned limit (Working capital demand loan/ Working capital loan / Short term loan)	Outstanding as on 31.03.2023*											
HDFC Bank Ltd.	₹850.00 Crore	Nil											
AXIS Bank Ltd.	₹200.00 Crore	Nil											
ICICI Bank Ltd.	₹50.00 Crore	Nil											



Auditor's Report						Management's Comment
Sr No	Name of the Statute	Nature of Dues	Demand Amount (₹ in Crore)	Period to which the amount relates	Forum where dispute is pending	
1	Income Tax Act, 1961	Income Tax/TDS/TCS	179.99	2019-20	AO, Dhanbad	
			0.05	2017-18	ACIT, DHANBAD	
			24.91	2010-2021	JCIT TDS Dhanbad	
			37.48	2014-15 to 2019-20	CIT DHANBAD	
			45.89	2007-08 to 2016-17	CIT(A) TDS	
			52.24	2007-08 to 2019-20	CIT(A) DHANBAD	
			548.82	2006-07 to 2013-14	ITAT, RANCHI	
2	JVAT ACT, 2005	Jharkhand VAT	2.23	2012-13	ACCT	
			157.12	2007-08 to 2020-21	DCCT	
			229.50	1999-00 to 2016-17	JCCT	
			46.95	2006-07 to 2012-13	CCT/Appellate	
			0.27	2016-17	Tribunal Ranchi	
3	BST ACT, 1959	Bihar Sales Tax	11.34	1980-81 to 2006-07	Appellate Court	
4	CST ACT, 1956	Central Sales Tax	0.66	2011-12 to 2014-15	ACCT	
			131.48	1980-81 to 2019-20	DCCT	
			311.98	1999-2000 to 2019-20	JCCT	
			17.14	1979-80 to 2010-11	CCT/Appellate	
			0.53	2011-12 to 2014-15	Tribunal Ranchi	
5	WB PE Act, 1973 and WBREP Act, 1976	Rural Education & Primary Education Cess	13.46	1995-96 to 2007-08	WB Tribunal	

Auditor's Report						Management's Comment
Sr No	Name of the Statute	Nature of Dues	Demand Amount (₹ in Crore)	Period to which the amount relates	Forum where dispute is pending	
6	MMRD ACT,1957	Royalty	171.98	1977 to 2014-15	Certificate Officer, Dhanbad	
			4.47	2005-06	Ministry of Coal	
			166.59	1979-80 to 2012-13	Jharkhand High Court	
			1.40	1994-95 to 2006-07	Supreme court	
7	ED ACT,1948	Electricity Duty	7.43	2002-03 to 2016-17	DCCT	
			16.09	2006-07 to 2016-17	JCCT Dhanbad	
			6.61	2005-06 to 2017-18	CCT, Ranchi	
	Finance Act, 1994	Service Tax	4.95	2014 to March 2017	CESTAT KOLKATA	
9	Central Excise Act, 1944	Excise Duty	46.96	March 11 to June 2018	The Commissioner of Central Excise (Appeals), Ranchi	
			211.32	2021-22	Tribunal	
			7.53	March 86 to 2015-16	Jharkhand High Court	
10	SGST ACT, 2017	GST	188.01	2017-18	Jharkhand High Court	
12	HOLDING TAX	Holding Tax	252.23	2015-16	Jharkhand High Court	
	<b>TOTAL</b>		<b>2,897.61</b>			

(viii) The company have not come across any case related to transactions that were not recorded in the books of account but have been surrendered or disclosed as income during the year in the tax assessments under the Income Tax Act, 1961 (43 of 1961).



<b>Auditor's Report</b>		<b>Management's Comment</b>															
<p>(ix)(a) The company has not taken any loans from Bank during the year.</p> <p>(b) The company has not declared a wilful defaulter by any bank or financial institution or other lender during the year.</p> <p>(c) The company has not taken any term loans during the year nor there any outstanding term loan at the beginning of the year. Accordingly, paragraph 3(ix) (c) of the Order is not applicable.</p> <p>(d) The company has not raised any funds on short term basis during the year. Accordingly, paragraph 3(ix) (d) of the Order is not applicable.</p> <p>(e) The company has not taken any funds from any entity or person on account of or to meet the obligations of its subsidiaries, associates or joint ventures during the year;</p> <p>(f) The company has not raised any loans during the year on the pledge of securities held in its subsidiaries, joint ventures or associate companies. Accordingly, paragraph 3(ix)(f) of the Order is not applicable.</p> <p>(x) (a) The company has not raised any money by way of initial public offer or further public offer (including debt instruments) during the year. Accordingly, paragraph 3(x) (a) of the Order is not applicable.</p> <p>(b) The company has not made any preferential allotment or private placement of shares or convertible debentures (fully, partially or optionally convertible) during the year.</p> <p>(c) According to the information and explanations given to us, no fraud by the company or no material fraud on the company has been noticed or reported during the year except the following cases of fraud on the Company by its officers or employees vide letter dated 05-04-2023 received from the Vigilance department. The details of the same are hereunder:</p> <table border="1" style="width: 100%; border-collapse: collapse;"> <thead> <tr> <th style="text-align: center;">Sr. No</th> <th style="text-align: center;">Case No / FIR No.</th> <th style="text-align: center;">Description of the Case</th> </tr> </thead> <tbody> <tr> <td style="text-align: center;">1.</td> <td>CB/01/2022. Registered on 26.05.2022</td> <td>Irregularities in arbitrary cancellation of BC and FC in a tender of Lodna Area even after recommendation of tender committee member to award the work in favour of L-1 tenderer.</td> </tr> <tr> <td style="text-align: center;">2.</td> <td>CB/02/2022. Registered on 17.06.2022</td> <td>Irregularities in handover and takeover of BCCL's quarter at EJ Area.</td> </tr> <tr> <td style="text-align: center;">3.</td> <td>CB/04/2022. Registered on 22.09.2022</td> <td>Irregularities in work of Coal Transportation from various coal dump of Kuya OCP to CK Siding through feeder breaker during the period January 2021 to May 2021 by the three private coal transporters.</td> </tr> <tr> <td style="text-align: center;">4.</td> <td>CA/01/2022 Registered on 07.12.2022</td> <td>Alleged violation of terms and conditions of the contract and non - deposition of correct amount of EPF.</td> </tr> </tbody> </table>		Sr. No	Case No / FIR No.	Description of the Case	1.	CB/01/2022. Registered on 26.05.2022	Irregularities in arbitrary cancellation of BC and FC in a tender of Lodna Area even after recommendation of tender committee member to award the work in favour of L-1 tenderer.	2.	CB/02/2022. Registered on 17.06.2022	Irregularities in handover and takeover of BCCL's quarter at EJ Area.	3.	CB/04/2022. Registered on 22.09.2022	Irregularities in work of Coal Transportation from various coal dump of Kuya OCP to CK Siding through feeder breaker during the period January 2021 to May 2021 by the three private coal transporters.	4.	CA/01/2022 Registered on 07.12.2022	Alleged violation of terms and conditions of the contract and non - deposition of correct amount of EPF.	<p>The matter is under examination by the Management for taking appropriate action against the Employees.</p>
Sr. No	Case No / FIR No.	Description of the Case															
1.	CB/01/2022. Registered on 26.05.2022	Irregularities in arbitrary cancellation of BC and FC in a tender of Lodna Area even after recommendation of tender committee member to award the work in favour of L-1 tenderer.															
2.	CB/02/2022. Registered on 17.06.2022	Irregularities in handover and takeover of BCCL's quarter at EJ Area.															
3.	CB/04/2022. Registered on 22.09.2022	Irregularities in work of Coal Transportation from various coal dump of Kuya OCP to CK Siding through feeder breaker during the period January 2021 to May 2021 by the three private coal transporters.															
4.	CA/01/2022 Registered on 07.12.2022	Alleged violation of terms and conditions of the contract and non - deposition of correct amount of EPF.															
<p>(b) No information has been received by us / come to our notice during the course of audit in relation to the report under sub-section (12) of section 143 of the Companies Act to be filed in Form ADT-4 as prescribed under rule 13 of Companies (Audit and Auditors) Rules, 2014 with the Central Government, during The matter is under examination by the Management for taking appropriate action against the Employees. the year.</p> <p>(c) According to the information and explanations given to us, no whistle-blower complaint has been received by the Company during the year.</p> <p>(xi) (a) In our opinion and according to the information and explanations given to us, the company is not a Nidhi company. Accordingly, paragraph 3(xii) of the Order is not applicable.</p> <p>(xii) All transactions with the related parties are in compliance with sections 177 and 188 of Companies Act where applicable and the details have been disclosed in the financial statements, etc., as required by the applicable accounting standards;</p>																	



Auditor's Report	Management's Comment
<p>(xiii) (a) According to the information and explanations given to us, the company has an internal audit system commensurate with the size and nature of its business;</p> <p>(b) Internal Audit Reports upto February, 2023 were considered.</p> <p>(xiv) According to the information and explanations given to us, the company has not entered into any non-cash transactions with directors or persons connected with them. Accordingly, paragraph 3(xv) of the Order is not applicable</p> <p>(xv) (a) The company is not required to be registered under section 45-IA of the Reserve Bank of India Act, 1934 (2 of 1934)</p> <p>(b) The company has not conducted any Non-Banking Financial or Housing Finance activities without a valid Certificate of Registration (CoR) from the Reserve Bank of India as per the Reserve Bank of India Act, 1934;</p> <p>(c) The company is not a Core Investment Company (CIC) as defined in the regulations made by the Reserve Bank of India. Accordingly, paragraph 3(xvi)(c) of the Order is not applicable.</p> <p>(d) The company has not Group more than one CIC as part of the Group;</p> <p>(xvi) The company has not incurred cash losses during the current financial year and immediately preceding financial year.</p> <p>(xvii) There has been no resignation of the statutory auditors of the company during the year. Accordingly, paragraph 3 (xviii) of the Order is not applicable.</p> <p>(xviii) On the basis of the financial ratios, ageing and expected dates of realization of financial assets and payment of financial liabilities, other information accompanying the financial statements and our knowledge of the Board of Directors and management plans, we are of the opinion that no material uncertainty exists as on the date of the audit report that company is capable of meeting its liabilities existing at the date of balance sheet as and when they fall due within a period of one year from the balance sheet date;</p> <p><i>We state that our reporting based on the facts up to the date of the report and we neither give any guarantee nor any assurance that all liabilities falling due within a period of one year from the balance sheet date will get discharged / not discharged by the company as and when they fall due.</i></p> <p>(xix) (a) The company has no projects other than ongoing projects. Therefore compliance with second proviso to sub-section (5) of section 135 of the said Act is not applicable to the company.</p> <p>(b) In respect of ongoing project, the company has not transferred the Unspent CSR amount as at the Balance Sheet date out of the amounts that was required to spent during the year, to a special account in compliance with the provision of sub-section (6) of section 135 of the said Act till the date of our report since the time period for such transfer i.e. 30 days from the end of the financial year has not elapsed till the date of our report</p> <p>(xx) The Company is not required to prepare consolidated financial statements. Therefore the provisions of clause 3 (xxi) of paragraph 3 of the order is not applicable to the Company.</p>	

**For N.C BANERJEE & CO.**  
Chartered Accountants  
Firm Regn. No: 302081E

**(CA Arvind Kumar)**  
Partner  
Membership No. 402203  
UDIN: 23402203BGROLN1131

Date: 24.04.2023  
Place: Dhanbad

**For Bharat Coking Coal Ltd**

**Rakesh Kumar Sahay**  
Director (Finance) & CFO  
DIN 10122335

Date: 24.04.2023  
Place: Dhanbad



**Annexure – III to the Independent Auditors’ Report to the members of the Bharat Coking Coal Limited, Dhanbad on the Standalone financial statements for the year ended 31st March, 2023**

[Referred to in Paragraph 3(g) of “Report on Other Legal and Regulatory requirements” section of our Audit Report]  
Report on the Internal Financial Controls Over Financial Reporting under Clause (i) of Sub-section 3 of Section 143 of the Companies Act, 2013 (“the Act”)

Particulars	Management's Comment
<p>1. We have audited the internal financial controls over financial reporting of Bharat Coking Coal Limited (“the Company”) as of 31<sup>st</sup> March, 2023 in conjunction with our audit of the Standalone financial statements of the Company for the year ended on that date.</p> <p><b>Management’s Responsibility for Internal Financial Controls</b></p> <p>2. The Board of Directors of the Company is responsible for establishing and maintaining internal financial controls based on the internal control over financial reporting criteria established by the Company considering the essential components of internal control stated in the Guidance Note on Audit of Internal Financial Controls over Financial Reporting issued by the Institute of Chartered Accountants of India (‘ICAI’). These responsibilities include the design, implementation and maintenance of adequate internal financial controls that were operating effectively for ensuring the orderly and efficient conduct of its business, including adherence to Company’s policies, the safeguarding of its assets, the prevention and detection of frauds and errors, the accuracy and completeness of the accounting records, and the timely preparation of reliable financial information, as required under the Companies Act, 2013.</p>	
<p><b>Auditors’ Responsibility</b></p> <p>3. Our responsibility is to express an opinion on the Company's internal financial controls over financial reporting based on our audit. We conducted our audit in accordance with the Guidance Note on Audit of Internal Financial Controls Over Financial Reporting (the “Guidance Note”) and the Standards on Auditing, issued by the ICAI and deemed to be prescribed under section 143(10) of the Companies Act, 2013, to the extent applicable to an audit of internal financial controls, both applicable to an audit of internal financial controls and, both issued by the Institute of Chartered Accountants of India. Those Standards and the Guidance Note require that we comply with ethical requirements and plan and perform the audit to obtain reasonable assurance about whether adequate internal financial controls over financial reporting was established and maintained and if such controls operated effectively in all material respects.</p> <p>4. Our audit involves performing procedures to obtain audit evidence about the adequacy of the internal financial controls system over financial reporting and their operating effectiveness. Our audit of internal financial controls over financial reporting includes obtaining an understanding of internal financial controls over financial reporting, assessing the risk that a material weakness exists, and testing and evaluating the design and operating effectiveness of internal control based on the assessed risk. The procedures selected depend on the auditor’s judgment, including the assessment of the risks of material misstatement of the financial statements, whether due to fraud or error .</p> <p>5. We believe that the audit evidence we have obtained is sufficient and appropriate to provide a basis for our audit opinion on the Company’s internal financial controls system over financial reporting.</p>	

Particulars	Management's Comment
<p><b>Meaning of Internal Financial Controls over Financial Reporting</b></p> <p>6. A Company's internal financial control over financial reporting is a process designed to provide reasonable assurance regarding the reliability of financial reporting and the preparation of Standalone financial statements for external purposes in accordance with generally accepted accounting principles. A Company's internal financial control over financial reporting includes those policies and procedures that (1) pertain to the maintenance of records that, in reasonable detail, accurately and fairly reflect the transactions and dispositions of the assets of the Company; (2) provide reasonable assurance that transactions are recorded as necessary to permit preparation of financial statements in accordance with generally accepted accounting principles, and that receipts and expenditures of the Company are being made only in accordance with authorizations of management and directors of the Company; and (3) provide reasonable assurance regarding prevention or timely detection of unauthorized acquisition, use, or disposition of the Company's assets that could have a material effect on the financial statements</p> <p><b>Inherent Limitations of Internal Financial Controls over Financial Reporting</b></p> <p>7. Because of the inherent limitations of internal financial controls over financial reporting, including the possibility of collusion or improper management override of controls, material misstatements due to error or fraud may occur and not be detected. Also, projections of any evaluation of the internal financial controls over financial reporting to future periods are subject to the risk that the internal financial control over financial reporting may become inadequate because of changes in conditions, or that the degree of compliance with the policies or procedures may deteriorate.</p> <p><b>Opinion</b></p> <p>1. In our opinion, to the best of our information and according to the explanations given to us, the Company has, in all material respects, an adequate internal financial controls system over financial reporting and such internal financial controls over financial reporting were operating effectively as at March 31, 2023, based on the internal control over financial reporting criteria established by the Company considering the essential components of internal control stated in the Guidance Note on Audit of Internal Financial Controls Over Financial Reporting issued by the Institute of Chartered Accountants of India</p>	

**For N.C BANERJEE & CO.**  
Chartered Accountants  
Firm Regn. No: 302081E

**(CA Arvind Kumar)**  
Partner  
Membership No. 402203  
UDIN: 23402203BGROLN1131

Date: 24.04.2023  
Place: Dhanbad

**For Bharat Coking Coal Ltd**

**Rakesh Kumar Sahay**  
Director (Finance) & CFO  
DIN 10122335

Date: 24.04.2023  
Place: Dhanbad

## ANNEXURE - VII



सत्यमेव जयते

भारतसरकार  
GOVERNMENT OF INDIA  
भारतीयलेखापरीक्षाऔरलेखाविभाग  
INDIAN AUDIT AND ACCOUNTS DEPARTMENT  
कार्यालय महानिदेशक लेखापरीक्षा (कोयला), कोलकाता  
OFFICE OF THE DIRECTOR GENERAL OF AUDIT (COAL)  
पुरानानिजाममहल, 234/4 आचार्यजगदीशचन्द्रबोसरोड, कोलकाता। -  
700 020  
OLD NIZAM PALACE, 234/4, A. J. C. BOSE ROAD,  
KOLKATA-700020



लोकहितार्थं सत्यमेव जयते  
Dedicated to Truth in Public Interest

No. CAR/CCL/A/c Audit/JCRL/2022-23/100

Date:- 23-06-2023

To  
The Chairman-Cum- Managing Director  
Bharat Coking Coal Limited  
Koyla Bhawan, Koyla Nagar  
Dhanbad -826005

Subject: Comments of the Comptroller and Auditor General of India under Section 143(6)(b) of the Companies Act, 2013 on the Financial Statements of Bharat Coking Coal Limited for the year ended 31 March 2023.

Sir,

I forward herewith the Comments of the Comptroller and Auditor General of India under Section 143(6)(b) of the Companies Act, 2013 on the financial statements of **Bharat Coking Coal Limited** for the year ended 31 March 2023.

The receipt of this letter may please be acknowledged.

Encl: As stated.

Place: Kolkata  
Dated: 23<sup>rd</sup> June 2023

Yours faithfully,



(Atul Prakash)

Principal Director of Audit (Coal)  
Kolkata

पुराना निजाम महल, 234/4 आचार्य जगदीश चन्द्र बोस रोड, कोलकाता। - 700 020, 234/4, A. J. C.  
BOSE ROAD, KOLKATA-700020

दु० भा० Phone: 91-33-22875380/ 033-22815784, 033-22877165, 033-22900314

ईमेल E-mail: dgacoalkol@cag.gov.in फ़ैक्स FAX: 300-22800062,

## COMMENTS OF THE COMPTROLLER AND AUDITOR GENERAL OF INDIA UNDER SECTION 143(6) (B) OF THE COMPANIES ACT, 2013 ON THE FINANCIAL STATEMENTS OF BHARAT COKING COAL LIMITED FOR THE YEAR ENDED 31 MARCH 2023.

The preparation of financial statements of Bharat Coking Coal Limited for the year ended 31 March 2023 in accordance with the financial reporting framework prescribed under the Companies Act, 2013 (Act) is the responsibility of the management of the company. The statutory auditor/auditors appointed by the Comptroller and Auditor General of India under section 139 (5) of the Act is responsible for expressing opinion on the financial statements under section 143 of the Act based on independent audit in accordance with the standards on auditing prescribed under section 143(10) of the Act. This is stated to have been done by them vide their Audit Report dated 24 April 2023

I, on behalf of the Comptroller and Auditor General of India, have conducted a supplementary audit of the financial statements of Bharat Coking Coal Limited for the year ended 31 March 2023 under section 143(6)(a) of the Act. This supplementary audit has been carried out independently without access to the working papers of the statutory auditors and is limited primarily to inquiries of the statutory auditors and company personnel and a selective examination of some of the accounting records.

Based on my supplementary audit, I would like to highlight the following significant matters under section 143(6)(b) of the Act which have come to my attention and which in my view are necessary for enabling a better understanding of the financial statements and the related audit report

### **A. Comment on Profitability Statement of Profit and Loss Account Stripping activity adjustment ₹ 701.30 crore**

The above includes ₹73.44 crore towards Stripping Activity Adjustment of Bastacolla project of BCCL. While arriving at cost per cum of Over burden removal, for computing Stripping Activity Adjustment, BCCL has not considered cost of explosive and undercharged cost of overhead<sup>1</sup>. Considering, correct cost per cum of Over burden removal based on cost of explosive and actual overheads, Stripping Activity Adjustment amounting to ₹93.47 crore should have been charged in the Statement of Profit & Loss.

This has resulted in Understatement of Stripping Activity Adjustment and overstatement of Profit to the tune of ₹20.03 crore.

---

<sup>1</sup> *Overhead cost taken incorrectly as ₹50.84 crore in place of ₹66.81 crore*

## B. Comment on disclosure

### B.1 Current Asset: Other current Assets (Note 11) Input Tax Credit Receivable: ₹ 1,323.29 crore

As per the Ind AS -01, an entity has to provide information that is not presented elsewhere in the financial statements but is relevant to an understanding of any of them. It further states that an entity has to disclose information about the assumptions which it makes about the future, and other major sources of estimation uncertainty at the end of the reporting period, that have a significant risk of resulting in a material adjustment to the carrying amounts of assets and liabilities within the next financial year.

Ministry of Finance, Government of India, vide Notification No.5/2017-Central Tax (Rate) dated 28 June 2017, notified the description of goods, in respect of which no refund of unutilized input tax credit shall be allowed, where the credit has accumulated on account of rate of tax on inputs being higher than the rate of tax on the output supplies of such goods. 'Coal' was not figuring in the above list.

Unutilized input tax credit can be allowed as refund in accordance with the provisions of section 54(3) of the CGST Act 2017 where credit has accumulated on account of rate of tax on inputs being higher than the rate of taxes on output supplies except where goods or services has been notified by the Government on the recommendations of the Council. Further, for utilization of the Input Tax Credit, no timeline is prescribed.

Ministry of Finance, Government of India, vide Notification No.09/2017-Central Tax (Rate) dated 13 July 2022 made the amendments in the above notification No.5/2017-Central Tax (Rate) and inserted Coal, on which no refund of unutilized input tax credit was to be allowed.

BCCL has shown Recoverable for Input Tax Credit amounting to ₹1,323.29 crore of which ₹1,098.31 crore pertain to the period prior to the notification of July 2022 and the balance ₹224.98 crore pertains to the period after the notification of July 2022, on which BCCL is not eligible for claiming refund.

Rate of GST on output i.e. sale of coal is 5 *per cent* while inputs are taxed at 18 *per cent*, thereby resulting in accumulation of receivable for Input Tax Credit. BCCL has applied for the refund amounting to ₹133.93 crore for the year 2017-18. However, the same has been rejected by the Tax Authorities citing non availability of supporting invoices/ documents and it was also advised to submit fresh claim with proper documents. No further claim for refund was filed by BCCL. Though, no timeline has been prescribed under the GST Act for utilisation of Input Tax Credit, it is worth noting that due to significant difference in Rate of input and output tax, BCCL is unable to adjust the tax credit for previous years and tax credit is increasing with time. Further, matter of refund/ accumulation of Input Tax Credit has not been taken up by BCCL with Higher Authorities.

Neither BCCL nor Statutory Auditors in his Report, has disclosed the above-mentioned facts and their explanations to carry forward the Input Tax Credit and above stated facts in the Financial Statements/ Report of Auditors, which is in violation of Ind AS- 01. Non-disclosure of facts which are integral to the understanding of the users of financial Statements in taking informed decisions resulted in deficiency in disclosure requirements.

## B. 2 Additional Notes to Accounts (Note 38)

### Ref. to Note no. (4) (f) (i) & (ii)

As per the Ind AS -01, an entity had to provide information that is not presented elsewhere in the financial statements but is relevant to an understanding of any of them, it further stipulates that additional disclosure, when necessary, is presumed to result in financial statements that present a true and fair view.

The Contract for development and extraction of coal from Kapuria Block was cancelled by BCCL (January 2021) and the issue was placed before Hon'ble Delhi High Court. The Hon'ble high Court ordered (January 2021) for encashment of four bank guarantees (BG) amounting ₹53.98 crore and transfer the encashed amount in the account of the Registrar General of the Court. BCCL has made the following deficient disclosures in notes to Financial Statements:

- i) Though only two bank guarantees amounting to ₹34.79 crore have been encashed, BCCL wrongly disclosed that three bank guarantees amounting to ₹41.20 crore have been encashed.
- ii) Advance of ₹37.76 crore against the BGs is wrongly disclosed as ₹38.23 crore.
- iii) Though, the legal case is presently under trial at Hon'ble Delhi High Court, it was wrongly mentioned that the case is under trail at International Criminal Court.
- iv) It was disclosed that cost of Detailed Project Report ₹6.50 crore of the above contractual work would be adjusted with Performance BG after Court Decision. However, facts remain that, there is no Performance BG available with BCCL.

Apart from above, Securities received from suppliers/contractors/customers as Bank Guarantees amounting to ₹716.47 crore were wrongly disclosed as ₹489.90 crore under the Notes.

Thus, the above additional disclosures under Note 38 are deficient to the above extent.

For and on behalf of the  
Comptroller and Auditor General of India



(Atul Prakash)  
Principal Director of Audit (Coal)  
Kolkata

Place: Kolkata  
Date: 29 June 2023

**C&AG COMMENTS & MANAGEMENT REPLY 2022-23**

C&AG COMMENTS	MANAGEMENT REPLY
<p><b>A. Comment on Profitability</b>  <b>Statement of Profit and Loss Account</b>  <b>Stripping activity adjustment ₹ 701.30 crore</b></p> <p>The above includes ₹73.44 crore towards Stripping Activity Adjustment of Bastacolla project of BCCL. While arriving at cost per CuM of Over burden removal, for computing Stripping Activity Adjustment, BCCL has not considered cost of explosive and undercharged cost of overhead. Considering, correct cost per CuM of Over burden removal based on cost of explosive and actual overheads, Stripping Activity Adjustment amounting to ₹93.47 crore should have been charged in the Statement of Profit &amp; Loss. This has resulted in Understatement of Stripping Activity Adjustment and over statement of Profit to the tune of ₹20.03 crore.</p>	<p>During the supplementary audit of FY 2022-23, C&amp;AG observed the following discrepancy in the calculation of stripping activity adjustment, the management reply on which is given hereunder:  <i>Area has not taken the explosive and overhead cost for the calculation of stripping activity adjustment</i></p> <p>The matter will be considered in the next financial statement.</p>

HOD (F) CA&T

GM (F) I/c

D (F)

**C&AG COMMENTS & MANAGEMENT REPLY 2022-23**

C&AG COMMENTS	MANAGEMENT REPLY
<p><b>A. Comment on Profitability</b>  <b>Statement of Profit and Loss Account</b>  <b>Stripping activity adjustment ₹ 701.30 crore</b></p> <p><b>B. Comment on disclosure</b>  <b>B.1 Current Asset: Other current Assets (Note 11)</b>  <b>Input Tax Credit Receivable: ` 1,323.29 crore</b></p> <p>As per the Ind AS-01, an entity has to provide information that is not presented elsewhere in the financial statements but is relevant to an understanding of any of them. It further states that an entity has to disclose information about the assumptions which it makes about the future, and other major sources of estimation uncertainty at the end of the reporting period, that have a significant risk of resulting in a material adjustment to the carrying amounts of assets and liabilities within the next financial year.</p> <p>Ministry of Finance, Government of India, vide Notification No. 5/20 17-Central Tax (Rate) dated 28 June 2017, notified the description of goods, in respect of which no refund of unutilized input tax credit shall be allowed, where the credit has accumulated on account of rate of tax on inputs being higher than the rate of tax on the output supplies of such goods. 'Coal' was not figuring in the above list.</p> <p>Unutilized input tax credit can be allowed as refund in accordance with the provisions of section 54(3) of the</p>	<p>Input Tax Credit (ITC) has been availed in compliance with provisions of GST Act. The amount of GST ITC availed can be utilised in the future without any time limit as there is no provisions in GST Act which restricts the utilization of GST ITC.</p> <p>There are various factors both internal and external such as price revision, change in GST rate on coal, etc. on which utilization of GST ITC may vary in the future and cannot be ruled out at present.</p> <p>As such considering the fact, that there is no limit for the utilization of GST ITC and the possibility of price revision/change in GST rates, Company is carrying forward the accumulated ITC. The position of refunds, if any, are also being reviewed from time to time.</p> <p>However, in view of observation, subsequent financial statements will take into account the need for disclosure, ensuring accurate and transparent reporting.</p>



**C&AG COMMENTS & MANAGEMENT REPLY 2022-23**

C&AG COMMENTS	MANAGEMENT REPLY
<p>Ministry of Finance, Government of India, vide Notification No. 09/2017-Central Tax (Rate) dated 13 July 2022 made the amendments in the above notification No. 5/2017-Central Tax (Rate) and inserted Coal, on which no refund of unutilized input tax credit was to be allowed.</p> <p>BCCL has shown Recoverable for Input Tax Credit amounting to ₹1,323.29 crore of which ₹1,098.31 crore pertain to the period prior to the notification of July 2022 and the balance ₹224.98 crore pertains to the period after the notification of July 2022, on which BCCL is not eligible for claiming refund.</p> <p>Rate of GST on output i.e. sale of coal is 5 per cent while inputs are taxed at 18 per cent, thereby resulting in accumulation of receivable for Input Tax Credit. BCCL has applied for the refund amounting to ₹133.93 crore for the year 2017- 18. However, the same has been rejected by the Tax Authorities citing non availability of supporting invoices/ documents and it was also advised to submit fresh claim with proper documents. No further claim for refund was filed by BCCL. Though, no timeline has been prescribed under the GST Act for utilisation of Input Tax Credit, it is worth noting that due to significant difference in Rate of input and output tax, BCCL is unable to adjust the tax credit for previous years and tax credit is increasing with time. Further, matter of refund/ accumulation of Input Tax Credit has not been taken up by BCCL with Higher Authorities.</p> <p>Neither BCCL nor Statutory Auditors in his Report, has disclosed the above-mentioned facts and their explanations to carry forward the Input Tax Credit and above stated facts in the Financial Statements/ Report of Auditors, which is in violation of Ind AS- 01. Non-disclosure of facts which are integral to the understanding of the users of financial Statements in taking informed decisions resulted in deficiency in disclosure requirements.</p>	

HOD (F) CA&T

GM (F) I/c

D (F)



**C&AG COMMENTS & MANAGEMENT REPLY 2022-23**

C&AG COMMENTS	MANAGEMENT REPLY
<p><b>B.2 Additional Notes to Accounts (Note 38)</b> <b>Ref. to Note no. (4) (f) (i) &amp; (ii)</b></p> <p>As per the Ind AS-01, an entity had to provide information that is not presented elsewhere in the financial statements but is relevant to an understanding of any of them, it further stipulates that additional disclosure, when necessary, is presumed to result in financial statements that present a true and fair view.</p> <p>The Contract for development and extraction of coal from Kapuria Block was cancelled by BCCL (January 2021) and the issue was placed before Hon'ble Delhi High Court. The Hon'ble high Court ordered (January 2021) for encashment of four bank guarantees (BG) amounting ₹53.98 crore and transfer the encashed amount in the account of the Registrar General of the Court. BCCL has made the following deficient disclosures in notes to Financial Statements:</p> <p>i) Though only two bank guarantees amounting to ₹34.79 crore have been encashed, BCCL wrongly disclosed that three bank guarantees amounting to ₹41.20 crore have been encashed.</p> <p>ii) Advance of ₹37.76 crore against the BGs is wrongly disclosed as ₹38.23 crore.</p> <p>iii) Though, the legal case is presently under trial at Hon'ble Delhi High Court, it was wrongly mentioned that the case is under trail at International Criminal Court.</p> <p>iv) It was disclosed that cost of Detailed Project Report ₹6.50 crore of the above contractual work would be adjusted with Performance BG after Court Decision. However, facts remain that, there is no Performance BG available with BCCL.</p> <p>Apart from above, Securities received from suppliers/contractors/customers as Bank Guarantees amounting to ₹716.47 crore were wrongly disclosed as ₹489.90 crore under the Notes.</p> <p>Thus, the above additional disclosures under Note 38 are deficient to the above extent.</p>	<p>The additional notes to the financial statements for the year ended March 31, 2023, contain the relevant facts; nevertheless, as the audit revealed, there were few inconsistencies in the disclosures.</p> <p>The inadvertent typographical errors, for which there is no financial impact, in the additional notes will be corrected in the next financial statement.</p>

HOD (F) CA&T

GM (F) I/c

D (F)

## ANNEXURE-VIII

### SECRETARIAL AUDIT REPORT

Form No.-MR-3

For the Financial Year ended 31<sup>st</sup> March, 2023

{Pursuant to Section 204(1) of the Companies Act, 2013 and rule 9 of the Companies  
(Appointment and Remuneration of Managerial Personnel) Rules, 2014}

Secretarial Audit Report	Management's Comment
<p>To, The Members <b>M/s. Bharat Coking Coal Limited</b> Koyla Bhawan Koyla Nagar, Dhanbad-826005 Jharkhand, India</p> <p>We have conducted the secretarial audit of the compliance of applicable statutory provisions and the adherence to good corporate practices by Bharat Coking Coal Limited (hereinafter called "the Company"). Secretarial audit was conducted in a manner that provided us a reasonable basis for evaluating the corporate conduct / statutory compliance and expressing our opinion thereon.</p> <p>Based on our verification of the Company's books, papers, minutes books, forms and returns filed and other records maintained by the Company and also the information provided by the Company, its officers, agents and authorized representatives during the conduct of secretarial audit, we hereby report that in our opinion, the Company has, during the audit period covering the financial year ended on March 31, 2023, complied with the statutory provisions listed here under and also that the Company has proper Board processes and compliance mechanism in place to the extent, in the manner and subject to the reporting made hereinafter:</p> <p>We have examined the books, papers, minute books, forms and returns filed and other records maintained by the Company for the financial year ended on March 31, 2023, according to the provisions of:</p> <ul style="list-style-type: none"> <li>(i) The Companies Act, 2013 ('the Act') and the rules made thereunder;</li> <li>(ii) The Securities Contracts (Regulation) Act, 1956 ('SCRA') and the rules made there under <b>(during the period under review not applicable to the company);</b></li> <li>(iii) The Depositories Act, 1996 and the Regulations and Bye-laws Framed there under <b>(during the period under review not applicable to the company);</b></li> <li>(iv) Foreign Exchange Management Act, 1999 and the rules and regulations made thereunder to the extent of Foreign Direct Investment, Overseas Direct Investment and External Commercial Borrowings; <b>(during the period under review not applicable to the company);</b></li> <li>(v) The following Regulations and Guidelines prescribed under the Securities and Exchange Board of India Act, 1992 ('SEBI Act'):-</li> </ul>	



Secretarial Audit Report	Management's Comment
<p>(a) The Securities and Exchange Board of India (Substantial Acquisition of Shares and Takeovers) Regulations, 2011 <b>(during the period under review not applicable to the company);</b></p> <p>(b) The Securities and Exchange Board of India (Prohibition of Insider Trading) Regulations, 2015;</p> <p>(c) The Securities and Exchange Board of India (Issue of Capital and Disclosure Requirements) Regulations, 2018 <b>(during the period under review not applicable to the company);</b></p> <p>(d) The Securities and Exchange Board of India (Issue and Listing of Non-Convertible Securities) Regulations, 2021 <b>(during the period under review not applicable to the company);</b></p> <p>(e) The Securities and Exchange Board of India (Share Based Employee Benefits and Sweat Equity) Regulations, 2021 <b>(during the period under review not applicable to the company);</b></p> <p>(f) The Securities and Exchange Board of India (Registrars to an Issue and Share Transfer Agents) Regulations, 1993 regarding the Companies Act and dealing with client <b>(during the period under review not applicable to the Company);</b></p> <p>(g) The Securities and Exchange Board of India (Delisting of Equity Shares) Regulations, 2021 <b>(during the period under review not applicable to the Company);</b></p> <p>(h) The Securities and Exchange Board of India (Buyback of Securities) Regulations, 2018 <b>(during the period under review not applicable to the Company);</b></p> <p>We have examined compliance with the applicable clauses of the following:</p> <p>(i) Secretarial Standards issued by the Institute of Company Secretaries of India;</p> <p>(ii) Securities and Exchange Board of India (Listing Obligations and Disclosure Requirements) Regulations, 2015 <b>(during the period under review not applicable to the Company);</b></p> <p>(iii) Other laws specifically applicable to the Company namely :</p> <p>a) The Coal Mines Act, 1952</p> <p>b) Indian Explosives Act, 1884</p> <p>c) Colliery Control Order, 2000 and Colliery Control Rules, 2004</p> <p>d) The Coal Mines Regulations, 2017</p> <p>e) The Payment of Wages (Mines) Rules, 1956</p> <p>f) Coal Mines Pension Scheme, 1998</p> <p>g) Coal Mines Conservation and Development Act, 1974</p> <p>h) The Mines Vocational Training Rules, 1966</p> <p>i) The Mines Creche Rules, 1961</p> <p>j) The Mines Rescue Rules, 1985</p> <p>k) Coal Mines Pithead Bath Rules, 1946</p> <p>l) Maternity Benefit (Mines and Circus) Rules, 1963</p> <p>m) The Explosives Rules, 2008</p> <p>n) Mineral Concession Rules, 1960</p> <p>o) Coal Mines Provident Fund and Miscellaneous Provisions Act, 1948</p> <p>p) Mines and Minerals (Development and Regulation) Act, 1957</p> <p>q) The Payment of Undisbursed Wages (Mines) Rules, 1989</p> <p>r) Indian Electricity Act, 2003 and the Indian Electricity Rules, 1956</p>	

Secretarial Audit Report	Management's Comment
<p>s) Environment Protection Act, 1986 and Environment Protection Rules, 1986</p> <p>t) The Hazardous and Other Wastes (Management and Transboundary Movement) Rules, 2016</p> <p>u) The Water (Prevention &amp; Control of Pollution) Act, 1974 and Rules made thereunder</p> <p>v) The Air (Prevention &amp; Control of Pollution) Act, 1981</p> <p>w) Public Liability Insurance Act, 1991 and Rules made thereunder.</p> <p>During the period under review the Company has complied with the provisions of Act, Rules, Regulations, Guidelines etc.</p> <p><b>We further report that</b> all the changes in the composition of the Board of Directors during the Audit Period, except the aforesaid, were made in due compliance of the various provisions of the Act and DPE Guidelines on Corporate Governance for CPSE.</p> <p>Adequate notices are given to all Directors to schedule the Board / Committee Meetings, agenda and detailed notes on agenda were sent at least seven days in advance and a system exists for seeking and obtaining further information and clarifications on the agenda items before the meeting and for meaningful participation at the meeting.</p> <p>Majority decision is carried through while the dissenting members' views are captured and recorded as part of the minutes.</p> <p><b>We further report that</b> there are adequate systems and processes in the company commensurate with the size and operations of the company to monitor and ensure compliance with applicable laws, rules, regulations and guidelines.</p> <p><b>We further report that</b> during the audit period the Company had the following specific events / actions having a major bearing on the Company's affairs in pursuance of the above referred laws, rules, regulations, guidelines, standards, etc.</p> <p>For <b>Mehta &amp; Mehta,</b> <b>Company Secretaries</b> <b>(ICSI Unique Code P1996MH007500)</b></p> <p><b>Nayan Handa</b> <b>Partner</b> <b>FCS No: 11993</b> <b>CP No.: 18686</b> <b>UDIN:F011993E000491230</b></p> <p><b>Place: Delhi</b> <b>Date: 23.06.2023</b></p> <p><b>Note: This report is to be read with our letter of even date which is annexed as 'ANEEXURE A' and forms an integral part of this report.</b></p>	



## **ANNEXURE-A**

<b>Secretarial Audit Report</b>	<b>Management's Comment</b>
<p>To, The Members, <b>BHARAT COKING COAL LIMITED</b> Koyla Bhawan, Koyla Nagar Dhabnbad, Jharkhand- 826005</p> <p>Our report of even date is to be read along with this letter.</p> <ol style="list-style-type: none"> <li>1) Maintenance of secretarial record is the responsibility of the management of the Company. Our responsibility is to express an opinion on these secretarial records based on our audit.</li> <li>2) We have followed the audit practices and processes as were appropriate to obtain reasonable assurance about the correctness of the contents of the secretarial records. The verification was done on test basis to ensure that correct facts are reflected in secretarial records. We believe that the processes and practices we followed provide a reasonable basis for our opinion.</li> <li>3) We have not verified the correctness and appropriateness of financial records and Books of Accounts of the Company.</li> <li>4) Wherever required, we have obtained the Management representation about the compliance of laws, rules and regulations and happening of events etc.</li> <li>5) The compliance of the provisions of corporate laws, rules, regulations, standards is the responsibility of management. Our examination was limited to the verification of procedures on test basis.</li> <li>6) As regard the books, papers, forms, reports and returns filed by the Company under the provisions referred to in our Secretarial Audit Report in Form MR-3 the adherence and compliance to the requirements of the said regulations is the responsibility of management. Our examination was limited to checking the execution and timeliness of the filing of various forms, reports, returns and documents that need to be filed by the Company with various authorities under the said regulations. We have not verified the correctness and coverage of the contents of such forms, reports, returns and documents.</li> <li>7) The secretarial audit report is neither an assurance as to the future viability of the Company nor of the efficacy or effectiveness with which the management has conducted the affairs of the Company.</li> </ol> <p>For <b>Mehta &amp; Mehta,</b> <b>Company Secretaries</b> (ICSI Unique Code P1996MH007500)</p> <p><b>Nayan Handa</b> <b>Partner</b> <b>FCS No: 11993</b> <b>CP No.: 18686</b> <b>UDIN:F011993E000491230</b></p> <p><b>Place: Delhi</b> <b>Date: 23.06.2023</b></p>	



# BHARAT COKING COAL LIMITED

## ( A Miniratna Company )

CIN No. U10101972GOI000918

Regulation 33 of the SEBI (Listing Obligations and Disclosure Requirements) Regulations, 2015

### Statement of Standalone Audited Results for the Quarter/Year Ended 31.03.2023

(₹' Crore)

S.I. No:	Particulars	Quarter Ended			Year Ended	
		31.03.2023	31.12.2022	31.03.2022	31.03.2023	31.03.2022
		Audited	Un-Audited	Audited	Audited	Audited
<b>1</b>	<b>Revenue from operations :</b>					
	(a) Sales (Net of statutory levies)	3,641.22	3,013.00	2,760.78	12,333.34	9,445.58
	(b) Other Operating Revenue (Net of statutory levies)	284.70	249.02	204.15	947.59	682.28
	<b>Revenue from operations (a+b)</b>	<b>3,925.92</b>	<b>3,262.02</b>	<b>2,964.93</b>	<b>13,280.93</b>	<b>10,127.86</b>
<b>2</b>	<b>Other Income</b>	<b>138.73</b>	<b>64.98</b>	<b>122.28</b>	<b>417.32</b>	<b>451.97</b>
<b>3</b>	<b>Total Income (1+2)</b>	<b>4,064.65</b>	<b>3,327.00</b>	<b>3,087.21</b>	<b>13,698.25</b>	<b>10,579.83</b>
<b>4</b>	<b>Expenses :</b>					
	(a) Cost of Materials Consumed	256.38	263.07	233.96	989.82	634.63
	(b) Changes in inventories of finished goods/work in progress	(161.41)	(50.86)	(287.33)	(23.53)	229.13
	(c) Employee Benefits Expense	2,424.36	1,759.51	1,417.89	7,358.12	5,788.32
	(d) Power Expense	50.12	60.02	46.21	239.88	244.10
	(e) Corporate Social Responsibility Expense	10.89	0.12	0.77	13.36	2.99
	(f) Repairs	54.23	19.81	58.55	117.11	144.64
	(g) Contractual Expense	630.41	620.66	571.55	2,391.35	1,962.11
	(h) Finance Costs	15.41	13.06	19.81	55.69	77.75
	(i) Depreciation/Amortization/ Impairment	101.47	68.49	124.45	304.11	315.48
	(j) Provisions	0.88	4.81	17.03	18.26	36.57
	(k) Write off	-	-	(2.14)	-	-
	(l) Stripping Activity Adjustment	285.89	219.56	146.74	701.30	88.44
	(m) Other Expenses	323.79	207.91	210.61	1,029.90	864.36
	<b>Total Expenses (a to m)</b>	<b>3,992.42</b>	<b>3,186.16</b>	<b>2,558.10</b>	<b>13,195.37</b>	<b>10,388.52</b>
<b>5</b>	<b>Profit/(Loss) before tax (3-4)</b>	<b>72.23</b>	<b>140.84</b>	<b>529.11</b>	<b>502.88</b>	<b>191.31</b>
<b>6</b>	<b>Tax Expenses</b>	<b>(138.32)</b>	<b>(85.08)</b>	<b>151.51</b>	<b>(142.13)</b>	<b>79.69</b>
<b>7</b>	<b>Net Profit/(Loss) for the period (5-6)</b>	<b>210.55</b>	<b>225.92</b>	<b>377.60</b>	<b>645.01</b>	<b>111.62</b>
<b>8</b>	<b>Other Comprehensive Income</b>					
	(i) Items that will not be reclassified to profit or loss	10.47	25.69	101.83	(179.94)	98.01
	(ii) Income tax relating to items that will not be reclassified to profit or loss	2.63	6.47	25.63	(45.29)	24.67
	<b>Total Other Comprehensive Income (i-ii)</b>	<b>7.84</b>	<b>19.22</b>	<b>76.20</b>	<b>(134.65)</b>	<b>73.34</b>
<b>9</b>	<b>Total Comprehensive Income/(loss) (7+8)</b>	<b>218.39</b>	<b>245.14</b>	<b>453.80</b>	<b>510.36</b>	<b>184.96</b>
<b>10</b>	<b>Paid up Equity Share Capital (Face Value of share ₹1000/- each)</b>	<b>4,657.00</b>	<b>4,657.00</b>	<b>4,657.00</b>	<b>4,657.00</b>	<b>4,657.00</b>
<b>11</b>	<b>Earning Per Share (EPS) (of ₹ 1000/- each) (not annualised)</b>					
	<b>a) Basic</b>	<b>45.21</b>	<b>48.51</b>	<b>81.08</b>	<b>138.50</b>	<b>23.97</b>
	<b>b) Diluted</b>	<b>45.21</b>	<b>48.51</b>	<b>81.08</b>	<b>138.50</b>	<b>23.97</b>
<b>12</b>	<b>Production (Raw Coal) (in MT)</b>	<b>10.25</b>	<b>9.69</b>	<b>10.42</b>	<b>36.18</b>	<b>30.51</b>
<b>13</b>	<b>Offtake (Raw Coal) (in MT)</b>	<b>9.42</b>	<b>8.98</b>	<b>9.22</b>	<b>35.53</b>	<b>32.28</b>
<b>14</b>	<b>OBR (in MCum)</b>	<b>27.07</b>	<b>29.87</b>	<b>30.33</b>	<b>111.47</b>	<b>106.12</b>



As per our report of even date

**For N.C. Banerjee & Co.**

Chartered Accountants

FRN - 302081E

**(CA Arvind Kumar)**

Partner

Mem. No - 402203

Date: 24.04.2023

Place: Dhanbad

On behalf of the Board

**(Samiran Dutta)**

Chairman cum Managing

Director & CEO

DIN- 08519303

**(Rakesh Kumar Sahay)**

Director (Finance)

& CFO

DIN- 10122335

**(Anand Pratap Singh)**

HOD (Finance I/C)

**(B.K. Parui)**

Company Secretary





# BHARAT COKING COAL LIMITED

(A Miniratna Company)

**BALANCE SHEET AS AT 31.03.2023**

(₹' Crore)

	Note No.	As at	
		31.03.2023	31.03.2022
<b>Non-Current Assets</b>			
(a) Property, Plant & Equipment	3	2,904.18	2,331.73
(b) Capital Work in Progress	4	1,299.83	1,447.35
(c) Exploration and Evaluation Assets	5	155.36	167.13
(d) Intangible Assets	6.1	15.68	-
(e) Intangible Assets under Development	6.2	-	18.58
(f) Financial Assets			
(i) Investments	7	-	-
(ii) Loans	8	-	-
(iii) Other Financial Assets	9	705.86	607.18
(g) Deferred Tax Assets		1,055.81	867.08
(h) Other Non-Current Assets	10	620.85	349.91
<b>Total Non-Current Assets (A)</b>		<b>6,757.57</b>	<b>5,788.96</b>
<b>Current Assets</b>			
(a) Inventories	12	<b>1,029.06</b>	<b>978.45</b>
(b) Financial Assets			
(i) Investments	7	79.72	-
(ii) Trade Receivables	13	1,251.15	1,037.01
(iii) Cash & Cash equivalents	14	586.62	617.33
(iv) Other Bank Balances	15	567.58	7.24
(v) Loans	8	-	-
(vi) Other Financial Assets	9	58.98	36.31
(c) Current Tax Assets		168.57	151.44
(d) Other Current Assets	11	2,817.51	2,549.23
<b>Total Current Assets (B)</b>		<b>6,559.19</b>	<b>5,377.01</b>
<b>Total Assets (A+B)</b>		<b>13,316.76</b>	<b>11,165.97</b>

(₹' Crore)

	Note No.	As at	
		31.03.2023	31.03.2022
<b>EQUITY AND LIABILITIES</b>			
<b>Equity</b>			
(a) Equity Share Capital	16	4,657.00	4,657.00
(b) Other Equity	17	(872.87)	(1,383.23)
<b>Equity attributable to equityholders of the company</b>		<b>3,784.13</b>	<b>3,273.77</b>
Non-Controlling Interests		-	-
<b>Total Equity (A)</b>		<b>3,784.13</b>	<b>3,273.77</b>
<b>Liabilities</b>			
<b>Non-Current Liabilities</b>			
(a) Financial Liabilities			
(i) Borrowings	18	-	-
(ii) Lease Liabilities		153.79	156.35
(iii) Other Financial Liabilities	20	296.51	283.71
(b) Provisions	21	2,112.98	1,535.59
(c) Deferred Tax Liabilities			
(d) Other Non-Current Liabilities	22	149.82	474.31
<b>Total Non-Current Liabilities (B)</b>		<b>2,713.10</b>	<b>2,449.96</b>
<b>Current Liabilities</b>			
(a) Financial Liabilities			
(i) Borrowings	18	-	-
(ii) Lease Liabilities		58.85	43.93
(iii) Trade payables of	19		
Micro, Small and Medium Enterprises		13.57	25.40
Other than Micro, Small and Medium Enterprises		899.34	774.86
(iv) Other Financial Liabilities	20	1,448.40	1,507.01
(b) Other Current Liabilities	23	1,968.63	2,058.26
(c) Provisions	21	2,430.74	1,032.78
Total Current Liabilities (C)		<b>6,819.53</b>	<b>5,442.24</b>
<b>Total Equity and Liabilities (A+B+C)</b>		<b>13,316.76</b>	<b>11,165.97</b>

The Accompanying Notes form an integral part of Financial Statements.

As per our report of even date

**For N.C. Banerjee & Co.**

Chartered Accountants

FRN - 302081E

**(CA Arvind Kumar)**

Partner

Mem. No - 402203

Date: 24.04.2023

Place: Dhanbad

On behalf of the Board

**(Samiran Dutta)**  
Chairman cum Managing  
Director & CEO  
DIN- 08519303

**(Rakesh Kumar Sahay)**  
Director (Finance)  
& CFO  
DIN- 10122335

**(Anand Pratap Singh)**  
HOD (Finance I/C)

**(B.K. Parui)**  
Company Secretary



# BHARAT COKING COAL LIMITED

(A Miniratna Company)

## STATEMENT OF PROFIT & LOSS FOR THE YEAR ENDED 31.03.2023

(₹' Crore)

	Note No.	As at	
		31.03.2023	31.03.2022
<b>REVENUE FROM OPERATIONS</b>			
A Sales (Net of statutory levies)	24	12,333.34	9,445.58
B Other Operating Revenue (Net of statutory levies)	24	947.59	682.28
<b>(I) Revenue from Operations (A+B)</b>		<b>13,280.93</b>	<b>10,127.86</b>
(II) Other Income	25	417.32	451.97
<b>(III) Total Income (I+II)</b>		<b>13,698.25</b>	<b>10,579.83</b>
<b>(IV) EXPENSES</b>			
Cost of Materials Consumed	26	989.82	634.63
Changes in inventories of finished goods/work in progress	27	(23.53)	229.13
Employee Benefits Expense	28	7,358.12	5,788.32
Power Expense		239.88	244.10
Corporate Social Responsibility Expense	29	13.36	2.99
Repairs	30	117.11	144.64
Contractual Expense	31	2,391.35	1,962.11
Finance Costs	32	55.69	77.75
Depreciation/Amortization/ Impairment		304.11	315.48
Provisions	33	18.26	36.57
Write off	34	-	-
Stripping Activity Adjustment		701.30	88.44
Other Expenses	35	1,029.90	864.36
<b>Total Expenses (IV)</b>		<b>13,195.37</b>	<b>10,388.52</b>
<b>(V) Profit before exceptional items and Tax (III-IV)</b>		<b>502.88</b>	<b>191.31</b>
(VI) Exceptional Items		-	-
<b>(VII) Profit before Tax (V+VI)</b>		<b>502.88</b>	<b>191.31</b>
<b>(VIII) Tax expense:</b>	36		
Current Tax		1.31	-
Deferred Tax		(143.44)	79.69
<b>Total Tax Expense (VIII)</b>		<b>(142.13)</b>	<b>79.69</b>
<b>(IX) Profit for the period (VII-VIII)</b>		<b>645.01</b>	<b>111.62</b>
<b>(X) Other Comprehensive Income</b>	37		
A (i) Items that will not be reclassified to profit or loss		(179.94)	98.01
Less: (ii) Income tax relating to items that will not be reclassified to profit or loss		(45.29)	24.67
B (i) Items that will be reclassified to profit or loss		-	-
Less: (ii) Income tax relating to items that will be reclassified to profit or loss		-	-
<b>Total Other Comprehensive Income</b>		<b>(134.65)</b>	<b>73.34</b>

(₹' Crore)

	Note No.	As at	
		31.03.2023	31.03.2022
<b>(XI) Total Comprehensive Income for the period (IX+X) (Comprising Profit (Loss) and Other Comprehensive Income)</b>		<b>510.36</b>	<b>184.96</b>
<b>Profit attributable to:</b>			
Owners of the company		<b>645.01</b>	<b>111.62</b>
Non-controlling interest		-	-
		<b>645.01</b>	<b>111.62</b>
<b>Other Comprehensive Income attributable to:</b>			
Owners of the company		<b>(134.65)</b>	<b>73.34</b>
Non-controlling interest		-	-
		<b>(134.65)</b>	<b>73.34</b>
<b>Total Comprehensive Income attributable to:</b>			
Owners of the company		<b>510.36</b>	<b>184.96</b>
Non-controlling interest		-	-
		<b>510.36</b>	<b>184.96</b>
<b>(XII) Earnings per equity share (for continuing operation): (in ₹)</b>			
(1) Basic		<b>138.50</b>	<b>23.97</b>
(2) Diluted		<b>138.50</b>	<b>23.97</b>
<b>(XIII) Earnings per equity share (for discontinued operation): (in ₹)</b>			
(1) Basic		-	-
(2) Diluted		-	-
<b>(XIV) Earnings per equity share (for discontinued &amp; continuing operation): (in ₹)</b>			
(1) Basic		<b>138.50</b>	<b>23.97</b>
(2) Diluted		<b>138.50</b>	<b>23.97</b>

The Accompanying Notes form an integral part of Financial Statements.

As per our report of even date

**For N.C. Banerjee & Co.**

Chartered Accountants

FRN - 302081E

**(CA Arvind Kumar)**

Partner

Mem. No - 402203

Date: 24.04.2023

Place: Dhanbad

On behalf of the Board

**(Samiran Dutta)**

Chairman cum Managing

Director & CEO

DIN- 08519303

**(Rakesh Kumar Sahay)**

Director (Finance)

& CFO

DIN- 10122335

**(Anand Pratap Singh)**

HOD (Finance I/C)

**(B.K. Parui)**

Company Secretary



# BHARAT COKING COAL LIMITED

(A Miniratna Company)

Statement of Cash Flows (Under Indirect method)

For the Year Ended 31.03.2023

(₹' Crore)

Details	31.03.2023	31.03.2022
<b>1. CASH FLOWS FROM OPERATING ACTIVITIES :</b>		
Profit(+)/Loss(-) before tax:	502.88	191.31
<b>Adjustments for :</b>		
(i) Depreciation, amortisation and impairment expenses	304.11	315.48
(ii) Interest and dividend income	(66.69)	(23.30)
(iii) Finance Cost	55.69	76.96
(iv) (Profit)/Loss on sale of Assets	(2.31)	(0.18)
(v) Liability and provision written back	(240.80)	(331.43)
(vi) Allowance for trade Receivables	16.16	23.21
(vii) Other Provisions	2.10	13.36
(viii) Stripping Activity Adjustment	701.30	88.44
<b>Operating Profit before Current/Non Current Assets and Liabilities</b>	<b>1,272.44</b>	<b>353.85</b>
<b>Adjustment for :</b>		
(i) Trade Receivables (Net of Allowances)	(214.14)	1,967.79
(ii) Inventories	(50.61)	209.43
(iii) Loans and Advances and other financial assets	(322.93)	13.21
(iv) Financial and Other Liabilities	862.87	1,192.94
(v) Trade Payables	112.65	(408.27)
<b>Cash Generated from Operating Activities</b>	<b>1,660.28</b>	<b>3,328.95</b>
Income Tax Paid/Refund	(18.44)	(28.72)
<b>Net Cash Flow from Operating Activities (A)</b>	<b>1,641.84</b>	<b>3,300.23</b>
<b>2.CASH FLOW FROM INVESTING ACTIVITIES :</b>		
(i) Purchase of Property, Plant and Equipment	(944.73)	(638.39)
(ii) Sale proceeds from Property, Plant and Equipment	8.98	(5.72)
(iii) Addition(-) in Exploration and Evaluation Asset	12.68	(4.20)
(iv) Proceeds/(Investment) in Bank Deposit	(654.73)	43.03
(v) Proceeds/(Investment) in Mutual Fund, Shares etc.	(79.72)	-
(vi) Interest from Investment	48.30	23.21
(vii) Interest / Dividend from Mutual Fund	7.61	-
<b>Net Cash from Investing Activities (B)</b>	<b>(1,601.61)</b>	<b>(582.07)</b>
<b>3.CASH FLOW FROM FINANCING ACTIVITIES :</b>		
(i) Repayment/Increase in Borrowings	-	(2,052.08)
(ii) Interest & Finance cost pertaining to Financing Activities	(55.69)	(66.77)
(iii) Repayment of Lease Liability	(15.25)	(30.65)
<b>Net Cash from Financing Activities (C)</b>	<b>(70.94)</b>	<b>(2,149.50)</b>



(₹' Crore)

Details	31.03.2023		31.03.2022	
<b>( I ) Net Increase/(Decrease) in Cash &amp; Cash equivalents (A+B+C)</b>		<b>(30.71)</b>		<b>568.66</b>
<b>( II ) Cash &amp; Cash equivalents at the beginning of the period :</b>				
a. Opening Cash & Cash Equivalent		617.33		48.67
<b>( III ) Cash &amp; Cash equivalents at the end of the period :</b>				
a. Closing Cash & Cash Equivalent		586.62		617.33
<b>Reconciliation of Cash &amp; Cash equivalents (Note-14)</b>				
<b>Cash &amp; Cash equivalents (Net of Bank Overdraft)</b>		<b>586.62</b>		<b>617.33</b>
Cash & Cash equivalents (Note-14)		586.62		617.33
Bank Overdraft (refer footnote 2 of Note-18)		-		-

(All figures in bracket represent outflow)

As per our report of even date

**For N.C. Banerjee & Co.**

Chartered Accountants

FRN - 302081E

**(CA Arvind Kumar)**

Partner

Mem. No - 402203

Date: 24.04.2023

Place: Dhanbad

On behalf of the Board

**(Samiran Dutta)**

Chairman cum Managing

Director &amp; CEO

DIN- 08519303

**(Rakesh Kumar Sahay)**

Director (Finance)

&amp; CFO

DIN- 10122335

**(Anand Pratap Singh)**

HOD (Finance I/C)

**(B.K. Parui)**

Company Secretary



# BHARAT COKING COAL LIMITED

(A Miniratna Company)

## STATEMENT OF CHANGES IN EQUITY FOR THE YEAR ENDED 31.03.2023

### A. EQUITY SHARE CAPITAL

As at 31.03.2023

(₹' Crore)

Particulars	Balance as at 01.04.2022	Changes in Equity Share Capital due to prior period errors	Restated Balance as at 01.04.2022	Changes in equity share capital during the current period	Balance as at 31.03.2023
4,65,70,000 Equity Shares of ₹1000/- each	4,657.00	-	4,657.00	-	4,657.00

As at 31.03.2022

Particulars	Balance as at 01.04.2021	Changes in Equity Share Capital due to prior period errors	Restated Balance as at 01.04.2021	Changes in equity share capital during the current period	Balance as at 31.03.2022
4,65,70,000 Equity Shares of ₹ 1000/- each	4,657.00	-	4,657.00	-	4,657.00

### B. OTHER EQUITY

As at 31.03.2023

(₹' Crore)

Particulars	Share Application Money Pending Allotment	Equity Component of Compound Financial Instrument	Reserves and Surplus				Remeasurement of Defined Benefits Plans (net of Tax) - (OCI)	Total
			Capital Redemption reserve	Capital reserve	General Reserve	Retained Earnings		
Balance as at 01.04.2022	-	-	-	-	140.99	(1,671.76)	147.54	(1,383.23)
Changes in accounting policy or prior period errors	-	-	-	-	-	-	-	-
Restated balance as at 01.04.2022	-	-	-	-	140.99	(1,671.76)	147.54	(1,383.23)
Total Comprehensive Profit	-	-	-	-	-	645.01	(134.65)	510.36
Interim Dividend	-	-	-	-	-	-	-	-
Final Dividend	-	-	-	-	-	-	-	-
Addition during the Period	-	-	-	-	-	-	-	-
Adjustments during the period	-	-	-	-	-	-	-	-
Transfer to / from General reserve	-	-	-	-	-	-	-	-
Buy Back of Shares	-	-	-	-	-	-	-	-
Tax on Buy back	-	-	-	-	-	-	-	-
Issue of Bonus Shares	-	-	-	-	-	-	-	-
Balance as at 31.03.2023	-	-	-	-	140.99	(1,026.75)	12.89	(872.87)



(₹' Crore)

As at 31.03.2022

Particulars	Share Application Money Pending Allotment	Equity Component of Compound Financial Instrument	Reserves and Surplus				Remeasurement of Defined Benefits Plans (net of Tax) - (OCI)	Total
			Capital Redemption reserve	Capital reserve	General Reserve	Retained Earnings		
Balance as at 01.04.2021	-	-	-	-	140.99	(1,783.38)	74.20	(1,568.19)
Changes in accounting policy or prior period errors	-	-	-	-	-	-	-	-
Restated balance as at 01.04.2021	-	-	-	-	140.99	(1,783.38)	74.20	(1,568.19)
Total Comprehensive Profit	-	-	-	-	-	111.62	73.34	184.96
Interim Dividend	-	-	-	-	-	-	-	-
Final Dividend	-	-	-	-	-	-	-	-
Addition during the Period	-	-	-	-	-	-	-	-
Adjustments during the period	-	-	-	-	-	-	-	-
Transfer to / from General reserve	-	-	-	-	-	-	-	-
Buy Back of Shares	-	-	-	-	-	-	-	-
Tax on Buy back	-	-	-	-	-	-	-	-
Issue of Bonus Shares	-	-	-	-	-	-	-	-
Balance as at 31.03.2022	-	-	-	-	140.99	(1,671.76)	147.54	(1,383.23)

As per our report of even date

**For N.C. Banerjee & Co.**

Chartered Accountants

FRN - 302081E

**(CA Arvind Kumar)**

Partner

Mem. No - 402203

Date: 24.04.2023

Place: Dhanbad

On behalf of the Board

**(Samiran Dutta)**

Chairman cum Managing

Director &amp; CEO

DIN- 08519303

**(Rakesh Kumar Sahay)**

Director (Finance)

&amp; CFO

DIN- 10122335

**(Anand Pratap Singh)**

HOD (Finance I/C)

**(B.K. Parui)**

Company Secretary





# BHARAT COKING COAL LIMITED

(A Miniratna Company)

## NOTE 1 : CORPORATE INFORMATION

Bharat Coking Coal Limited, a Miniratna Public Sector Undertaking, is a 100% Subsidiary of Coal India Limited (A Government of India Undertaking) having its Registered Office at Koyla Bhawan, Koyla Nagar, Dhanbad-826005. Bharat Coking Coal Limited, hereinafter to be referred as 'Company', was incorporated in January, 1972 to operate coking coal mines in the Jharia and Raniganj Coalfields, taken over by the Govt. of India on 16th Oct, 1971 to ensure planned development of the scarce coking coal resources in the country. Since then the Company is engaged in mining of coal and allied activities largely in the state of Jharkhand and marginally in the State of West Bengal. It occupies an important place in as much as it produces bulk of the coking coal mined in the country.



**BHARAT COKING COAL LIMITED**  
( A Miniratna Company )  
**SIGNIFICANT ACCOUNTING POLICIES**  
**FOR THE YEAR ENDED 31st MARCH, 2023**  
(NOTE 2)

### 1.1. BASIS OF PREPARATION OF FINANCIAL STATEMENTS

The financial statements of the Company have been prepared in accordance with Indian Accounting Standards (Ind AS) notified under the Companies (Indian Accounting Standards) Rules, 2015 (as amended).

The financial statements have been prepared on historical cost basis of measurement, except for:

- Certain financial assets and liabilities measured at fair value (refer accounting policy on Financial Instruments);
- Defined benefit plans- plan assets measured at fair value (refer accounting policy on Defined benefit plans);
- Inventories at Cost or NRV whichever is lower (refer accounting policy on Inventories).

### 1.2 ROUNDING OF AMOUNTS

Amounts in these financial statements have, unless otherwise indicated, have been rounded off to 'rupees in crore' upto two decimal points.

### 2. CURRENT AND NON-CURRENT CLASSIFICATION

The Company presents assets and liabilities in the Balance Sheet based on current/ non current classification. An asset is treated as current by the Company when:

- a. it expects to realise the asset, or intends to sell or consume it, in its normal operating cycle;
- b. it holds the asset primarily for the purpose of trading;
- c. it expects to realise the asset within twelve months after the reporting period; or
- d. the asset is cash or a cash equivalent (as defined in Ind AS 7) unless the asset is restricted from being exchanged or used to settle a liability for at least twelve months after the reporting period. All other assets are classified as non-current. All other liabilities are classified as non-current.

#### **A liability is treated as current by the Company when:**

- a. it expects to settle the liability in its normal operating cycle;
- b. it holds the liability primarily for the purpose of trading;
- c. the liability is due to be settled within twelve months after the reporting period; or
- d. it does not have an unconditional right to defer settlement of the liability for at least twelve months after the reporting period. Terms of a liability that could, at the option of the counterparty, result in its settlement by the issue of equity instruments do not affect its classification.

All other liabilities are classified as non-current.

### 3. REVENUE RECOGNITION

Ind AS 115, Revenue from Contracts with Customers supersedes Ind AS 11 Construction Contracts and Ind AS 18 Revenue recognition, and it applies to all revenue arising from contracts with its customers. Ind AS 115 establishes a five-step model to account for revenue arising from contracts with customers and requires that revenue be recognized at an amount that reflects the consideration to which a Company expects to be entitled in exchange for transferring goods or services to a customer. Bharat Coking Coal Limited ('BCCL' or 'the company') has adopted Ind AS 115 using the retrospective method of adoption.

Ind AS 115 requires entities to exercise judgment, taking into consideration all of the relevant facts and circumstances when applying each step of the model to contracts with their customers. The standard also specifies the accounting for the incremental costs of obtaining a contract and the costs directly related to fulfilling a contract.

#### REVENUE FROM CONTRACTS WITH CUSTOMERS

Bharat Coking Coal Limited is a Subsidiary of Coal India Limited, enterprise headquartered in Dhanbad, Jharkhand, India and the largest coking coal producing company in India. Revenue from contracts with customers is recognized when control of the goods or services are transferred to the customer at an amount that reflects the consideration to which the Company expects to be entitled in exchange for those goods or services. The Company has generally concluded that it is the principal in its revenue arrangements because it typically controls the goods or services before transferring them to the customer.

The principles in Ind AS 115 are applied using the following five steps:

#### STEP 1: IDENTIFYING THE CONTRACT:

**The Company account for a contract with a customer only when all of the following criteria are met:**

- a. the parties to the contract have approved the contract and are committed to perform their respective obligations;
- b. the Company can identify each party's rights regarding the goods or services to be transferred;
- c. the Company can identify the payment terms for the goods or services to be transferred;
- d. the contract has commercial substance (i.e. the risk, timing or amount of the Company's future cash flows is expected to change as a result of the contract); and
- e. it is probable that the Company will collect the consideration to which it will be entitled in exchange for the goods or services that will be transferred to the customer. The amount of consideration to which the Company will be entitled may be less than the price stated in the contract if the consideration is variable because the Company may offer the customer a price concession, discount, rebates, refunds, credits or be entitled to incentives, performance bonuses, or similar items.

#### COMBINATION OF CONTRACTS

**The Company combines two or more contracts entered into at or near the same time with the same customer (or related parties of the customer) and account for the contracts as a single contract if one or more of the following criteria are met:**

- a. The contracts are negotiated as a package with a single commercial objective;
- b. the amount of consideration to be paid in one contract depends on the price or performance of the other contract; or
- c. the goods or services promised in the contracts (or some goods or services promised in each of the contracts) are a single performance obligation.

### **CONTRACT MODIFICATION**

**The Company account for a contract modification as a separate contract if both of the following conditions are present:**

- a. The scope of the contract increases because of the addition of promised goods or services that are distinct and
- b. The price of the contract increases by an amount of consideration that reflects the company's stand-alone selling prices of the additional promised goods or services and any appropriate adjustments to that price to reflect the circumstances of the particular contract.

### **STEP 2: IDENTIFYING PERFORMANCE OBLIGATIONS:**

**At contract inception, the Company assesses the goods or services promised in a contract with a customer and identify as a performance obligation each promise to transfer to the customer either:**

- a. a good or service (or a bundle of goods or services) that is distinct; or
- b. a series of distinct goods or services that are substantially the same and that have the same pattern of transfer to the customer.

### **STEP 3: DETERMINING THE TRANSACTION PRICE**

The Company consider the terms of the contract and its customary business practices to determine the transaction price. The transaction price is the amount of consideration to which the company expects to be entitled in exchange for transferring promised goods or services to a customer, excluding amounts collected on behalf of third parties. The consideration promised in a contract with a customer may include fixed amounts, variable amounts, or both.

**When determining the transaction price, an Company consider the effects of all of the following:**

- Variable consideration;
- Constraining estimates of variable consideration;
- The existence of significant financing component;
- Non – cash consideration;
- Consideration payable to a customer.

An amount of consideration can vary because of discounts, rebates, refunds, credits, price concessions, incentives, performance bonuses, or other similar items. The promised consideration can also vary if the company's entitlement to the consideration is contingent on the occurrence or non-occurrence of a future event.

In some contracts, penalties are specified. In such cases, penalties are accounted for as per the substance of the contract. Where the penalty is inherent in determination of transaction price, it forms part of variable consideration.

The Company includes in the transaction price some or all of an amount of estimated variable consideration only to the extent that it is highly probable that a significant reversal in the amount of cumulative revenue recognized will not occur when the uncertainty associated with the variable consideration is subsequently resolved.

The Company does not adjust the promised amount of consideration for the effects of a significant financing component if it expects, at contract inception, that the period between when it transfers a promised goods or service to a customer and when the customer pays for that good or service will be one year or less.

The Company recognizes a refund liability if the Company receives consideration from a customer and expects to refund some or all of that consideration to the customer. A refund liability is measured at the amount of consideration received (or receivable) for which the company does not expect to be entitled (i.e. amounts not included in the transaction price). The refund liability (and corresponding change in the transaction price and, therefore, the contract liability) is updated at the end of each reporting period for changes in circumstances.

After contract inception, the transaction price can change for various reasons, including the resolution of uncertain events or other changes in circumstances that change the amount of consideration to which the Company expects to be entitled in exchange for the promised goods or services.

#### **STEP 4: ALLOCATING THE TRANSACTION PRICE:**

The objective when allocating the transaction price is for the Company to allocate the transaction price to each performance obligation (or distinct good or service) in an amount that depicts the amount of consideration to which the Company expects to be entitled in exchange for transferring the promised goods or services to the customer.

To allocate the transaction price to each performance obligation on a relative stand-alone selling price basis, the Company determines the stand-alone selling price at contract inception of the distinct good or service underlying each performance obligation in the contract and allocates the transaction price in proportion to those stand-alone selling prices.

#### **STEP 5: RECOGNIZING REVENUE:**

The Company recognizes revenue when (or as) the Company satisfies a performance obligation by transferring a promised good or service to a customer. A good or service is transferred when (or as) the customer obtains control of that good or service.

**The Company transfers control of a good or service over time and, therefore, satisfies a performance obligation and recognizes revenue over time, if one of the following criteria is met:**

- a. The customer simultaneously receives and consumes the benefits provided by the company's performance as the Company performs;
- b. The Company's performance creates or enhances an asset that the customer controls as the asset is created or enhanced;
- c. The Company's performance does not create an asset with an alternative use to the Company and the Company has an enforceable right to payment for performance completed to date.

For each performance obligation satisfied over time, the Company recognizes revenue over time by measuring the progress towards complete satisfaction of that performance obligation.

The Company applies a single method of measuring progress for each performance obligation satisfied over time and the Company applies that method consistently to similar performance obligations and in similar circumstances. At the end of each reporting period, the Company re-measures its progress towards complete satisfaction of a performance obligation satisfied over time.

Company apply output methods to recognize revenue on the basis of direct measurements of the value to the customer of the goods or services transferred to date relative to the remaining goods or services promised under the contract. Output methods include methods such as surveys of performance completed to date, appraisals of results achieved, milestones reached, time elapsed and units produced or units delivered.

As circumstances change over time, the Company updates its measure of progress to reflect any changes in the outcome of the performance obligation. Such changes to the Company's measure of progress is accounted for as a change in accounting estimate in accordance with Ind AS 8, Accounting Policies, Changes in Accounting Estimates and Errors.

The Company recognizes revenue for a performance obligation satisfied over time only if the Company can reasonably measure its progress towards complete satisfaction of the performance obligation. When (or as) a performance obligation is satisfied, the company recognize as revenue the amount of the transaction price (which excludes estimates of variable consideration that are constrained that is allocated to that performance obligation.

**If a performance obligation is not satisfied over time, the Company satisfies the performance obligation at a point in time. To determine the point in time at which a customer obtains control of a promised good or service and the Company satisfies a performance obligation, the Company considers indicators of the transfer of control, which include, but are not limited to, the following:**

- A. the company has a present right to payment for the good or service;
- B. the customer has legal title to the good or service;
- C. the company has transferred physical possession of the good or service;
- D. the customer has the significant risks and rewards of ownership of the good or service;
- E. the customer has accepted the good or service

When either party to a contract has performed, the Company presents the contract in the balance sheet as a contract asset or a contract liability, depending on the relationship between the company's performance and the customer's payment. The Company presents any unconditional rights to consideration separately as a receivable.

#### **CONTRACT ASSETS:**

A contract asset is the right to consideration in exchange for goods or services transferred to the customer. If the Company performs by transferring goods or services to a customer before the customer pays consideration or before payment is due, a contract asset is recognized for the earned consideration that is conditional.

#### **TRADE RECEIVABLES:**

A receivable represents the Company's right to an amount of consideration that is unconditional (i.e., only the passage of time is required before payment of the consideration is due).

#### **CONTRACT LIABILITIES:**

A contract liability is the obligation to transfer goods or services to a customer for which the Company has received consideration (or an amount of consideration is due) from the customer. If a customer pays consideration before the Company transfers goods or services to the customer, a contract liability is recognized when the payment made or due (whichever is earlier). Contract liabilities are recognized as revenue when the Company performs under the acontract.

**INTEREST:**

Interest income is recognised using the Effective Interest Method.

**DIVIDEND:**

Dividend income from investments is recognised when the rights to receive payment is established.

**OTHER CLAIMS:**

Other claims (including interest on delayed realization from customers) are accounted for, when there is certainty of realisation and can be measured reliably.

**4. GRANTS FROM GOVERNMENT**

Government Grants are not recognised until there is reasonable assurance that the company will comply with the conditions attached to them and that there is reasonable certainty that grants will be received.

Government grants are recognised in Statement of Profit & Loss on a systematic basis over the periods in which the company recognises as expenses the related costs for which the grants are intended to compensate.

Government Grants/assistance related to assets are presented in the balance sheet by setting up the grant as deferred income and are recognised in Statement of Profit and Loss on systematic basis over the useful life of asset.

Grants related to income (i.e. grant related to other than assets) are presented as part of statement of profit and loss under the head 'Other Income'.

A government grant that becomes receivable as compensation for expenses or losses already incurred or for the purpose of giving immediate financial support to the Company with no future related costs, is recognised in profit or loss of the period in which it becomes receivable.

The Government grants or in the nature of promoters contribution are recognised directly in “Capital Reserve” which forms part of the “Shareholders fund”.

**5. LEASES (IND AS 116)**

A contract is, or contains, a lease if the contract conveys the right to control the use of an identified asset for a period of time in exchange for consideration.

**COMPANY AS A LESSEE**

At the commencement date, a lessee shall recognise a right-of-use asset at cost and a lease liability at the present value of the lease payments that are not paid at that date.

Subsequently, right-of-use asset is measured using cost model whereas, the lease liability is measured by increasing the carrying amount to reflect interest on the lease liability, reducing the carrying amount to reflect the lease payments made and re-measuring the carrying amount to reflect any reassessment or lease modifications.

**COMPANY AS A LESSOR**

All leases as either an operating lease or a finance lease.

A lease is classified as a finance lease if it transfers substantially all the risks and rewards incidental to ownership of an underlying asset. A lease is classified as an operating lease if it does not transfer substantially all the risks and rewards incidental to ownership of an underlying asset

**OPERATING LEASES :**

Lease payments from operating leases are recognised as income on either a straight-line basis unless another systematic basis is more representative of the pattern in which benefit from the use of the underlying asset is diminished.

**FINANCE LEASES :**

Assets held under a finance lease is initially recognised in its balance sheet and presents them as a receivable at an amount equal to the net investment in the lease using the interest rate implicit in the lease to measure the net investment in the lease.

Subsequently, finance income is recognised over the lease term, based on a pattern reflecting a constant periodic rate of return on the lessor's net investment in the lease.”

**6. NON-CURRENT ASSETS HELD FOR SALE**

The Company classifies non-current assets and (or disposal groups) as held for sale if their carrying amounts will be recovered principally through a sale rather than through continuing use. Actions required to complete the sale should indicate that it is unlikely that significant changes to the sale will be made or that the decision to sell will be withdrawn. Management must be committed to the sale expected within one year from the date of classification. For these purposes, sale transactions include exchanges of non-current assets for other non-current assets when the exchange has commercial substance. The criteria for held for sale classification is regarded met only when the assets or disposal group is available for immediate sale in its present condition, subject only to terms that are usual and customary for sales of such assets (or disposal groups), its sale is highly probable; and it will genuinely be sold, not abandoned. The Company treats sale of the asset or disposal group to be highly probable when:

- The appropriate level of management is committed to a plan to sell the asset (or disposal group),
- An active programme to locate a buyer and complete the plan has been initiated
- The asset (or disposal group) is being actively marketed for sale at a price that is reasonable in relation to its current fair value,
- The sale is expected to qualify for recognition as a completed sale within one year from the date of classification, and
- Actions required to complete the plan indicate that it is unlikely those significant changes to the plan will be made or that the plan will be withdrawn.

**7. Property, Plant And Equipment (PPE)**

Land is carried at historical cost. Historical cost includes expenditure which are directly attributable to the acquisition of the land like, rehabilitation expenses, resettlement cost and compensation in lieu of employment incurred for concerned displaced persons etc.

After recognition, an item of all other Property, plant and equipment are carried at its cost less any accumulated depreciation and any accumulated impairment losses under Cost Model. The cost of an item of property, plant and equipment comprises:

- a. its purchase price, including import duties and non-refundable purchase taxes, after deducting trade discounts and rebates.
- b. any costs directly attributable to bringing the asset to the location and condition necessary for it to be capable of operating in the manner intended by management.
- c. the initial estimate of the costs of dismantling and removing the item and restoring the site on which it is located, the obligation for which the Company incurs either when the item is acquired or as a consequence of having used the item during a particular period for purposes other than to produce inventories during that period.



Each part of an item of property, plant and equipment with a cost that is significant in relation to the total cost of the item depreciated separately. However, significant part(s) of an item of PPE having same useful life and depreciation method are grouped together in determining the depreciation charge.

Costs of the day-to-day servicing described as for the 'repairs and maintenance' are recognised in the statement of profit and loss in the period in which the same are incurred.

Subsequent cost of replacing parts significant in relation to the total cost of an item of property, plant and equipment are recognised in the carrying amount of the item, if it is probable that future economic benefits associated with the item will flow to the Company; and the cost of the item can be measured reliably. The carrying amount of those parts that are replaced is derecognised in accordance with the derecognition policy mentioned below.

When major inspection is performed, its cost is recognised in the carrying amount of the item of property, plant and equipment as a replacement if it is probable that future economic benefits associated with the item will flow to the Company; and the cost of the item can be measured reliably. Any remaining carrying amount of the cost of the previous inspection (as distinct from physical parts) is derecognised.

An item of Property, plant or equipment is derecognised upon disposal or when no future economic benefits are expected from the continued use of assets. Any gain or loss arising on such derecognition of an item of property plant and equipment is recognised in profit and Loss.

Depreciation on property, plant and equipment, except freehold land, is provided as per cost model on straight line basis over the estimated useful lives of the asset as follows:

Other Land (incl. Leasehold Land)	: Life of the project or lease term whichever is lower
Building	: 3-60 years
Roads	: 3-10 years
Telecommunication	: 3-9 years
Railway Sidings	: 15 years
Plant and Equipment	: 5-30 years
Computers and Laptops	: 3 Years
Office equipment	: 3-6 years
Furniture and Fixtures	: 10 years
Vehicles	: 8-10 years

Based on technical evaluation, the management believes that the useful lives given above best represents the period over which the management expects to use the asset. Hence the useful lives of the assets may be different from useful lives as prescribed under Part C of schedule II of companies act, 2013.

The estimated useful life of the assets is reviewed at the end of each financial year.

The residual value of Property, plant and equipment is considered as 5% of the original cost of the asset except some items of assets such as, Coal tub, winding ropes, haulage ropes, stowing pipes & safety lamps etc. for which the technically estimated useful life has been determined to be one year with nil residual value.

Depreciation on the assets added / disposed of during the year is provided on pro-rata basis with reference to the month of addition / disposal.

Value of “Other Land” includes land acquired under Coal Bearing Area (Acquisition & Development) (CBA) Act, 1957, Land Acquisition Act, 1894, Right to Fair Compensation and Transparency in Land Acquisition, Rehabilitation and Resettlement (RFCTLAAR) Act, 2013, Long term transfer of government land etc., which is amortised on the basis of the balance life of the project; and in case of Leasehold lands such amortisation is based on lease period or balance life of the project whichever is lower.

Fully depreciated assets, retired from active use are disclosed separately as surveyed off assets at its residual value under Property, plant Equipment and are tested for impairment. Capital Expenses incurred by the company on construction/ development of certain assets which are essential for production, supply of goods or for the access to any existing Assets of the company are recognised as Enabling Assets under Property, Plant and Equipment.

### **TRANSITION TO IND AS**

The company elected to continue with the carrying value as per cost model (for all of its property, plant and equipment as recognised in the financial statements as at the date of transition to Ind ASs, measured as per the previous GAAP.

### **8. MINE CLOSURE, SITE RESTORATION AND DECOMMISSIONING OBLIGATION**

The company's obligation for land reclamation and decommissioning of structures consists of spending at both surface and underground mines in accordance with the guidelines from Ministry of Coal, Government of India. The company estimates its obligation for Mine Closure, Site Restoration and Decommissioning based upon detailed calculation and technical assessment of the amount and timing of the future cash spending to perform the required work. Mine Closure expenditure is provided as per approved Mine Closure Plan. The estimates of expenses are escalated for inflation, and then discounted at a discount rate that reflects current market assessment of the time value of money and the risks, such that the amount of provision reflects the present value of the expenditures expected to be required to settle the obligation. The company records a corresponding asset associated with the liability for final reclamation and mine closure. The obligation and corresponding assets are recognised in the period in which the liability is incurred. The asset representing the total site restoration cost (as estimated by Central Mine Planning and Design Institute Limited) as per mine closure plan is recognised as a separate item in PPE and amortised over the balance project/mine life.

The value of the provision is progressively increased over time as the effect of discounting unwinds; creating an expense recognised as financial expenses. Further, a specific escrow fund account is maintained for this purpose as per the approved mine closure plan.

The progressive mine closure expenses incurred on year to year basis forming part of the total mine closure obligation is initially recognised as receivable from escrow account and thereafter adjusted with the obligation in the year in which the amount is withdrawn after the concurrence of the certifying agency.

### **9. EXPLORATION AND EVALUATION ASSETS**

Exploration and evaluation assets comprise capitalised costs which are attributable to the search for coal and related resources, pending the determination of technical feasibility and the assessment of commercial viability of an identified resource which comprises inter alia the following:

- acquisition of rights to explore;
- researching and analysing historical exploration data;

- gathering exploration data through topographical, geo chemical and geo physical studies;
- exploratory drilling, trenching and sampling;
- determining and examining the volume and grade of the resource;
- surveying transportation and infrastructure requirements;
- Conducting market and finance studies.

The above includes employee remuneration, cost of materials and fuel used, payments to contractors etc.

As the intangible component represents an insignificant/indistinguishable portion of the overall expected tangible costs to be incurred and recouped from future exploitation, these costs along with other capitalised exploration costs are recorded as exploration and evaluation asset.

Exploration and evaluation costs are capitalised on a project by project basis pending determination of technical feasibility and commercial viability of the project and disclosed as a separate line item under non-current assets. They are subsequently measured at cost less accumulated impairment/provision.

Once proved reserves are determined and development of mines/project is sanctioned, exploration and evaluation assets are transferred to “Development” under capital work in progress. However, if proved reserves are not determined, the exploration and evaluation asset is derecognised.

## 10. DEVELOPMENT EXPENDITURE

When proved reserves are determined and development of mines/project is sanctioned, capitalised exploration and evaluation cost is recognised as assets under construction and disclosed as a component of capital work in progress under the head “Development”. All subsequent development expenditure is also capitalised. The development expenditure capitalised is net of proceeds from the sale of coal extracted during the development phase.

## COMMERCIAL OPERATION

The project/mines are brought to revenue; when commercial readiness of a project/mine to yield production on a sustainable basis is established either on the basis of conditions specifically stated in the project report or on the basis of the following criteria:

- a. From beginning of the financial year immediately after the year in which the project achieves physical output of 25% of rated capacity as per approved project report, or
- b. 2 years of touching of coal, or
- c. From the beginning of the financial year in which the value of production is more than total, expenses.

Whichever event occurs first;

On being brought to revenue, the assets under capital work in progress are reclassified as a component of property, plant and equipment under the nomenclature “Other Mining Infrastructure”. Other Mining Infrastructure are amortised from the year when the mine is brought under revenue in 20 years or working life of the project whichever is less.

## 11. INTANGIBLE ASSETS

Intangible assets acquired separately are measured on initial recognition at cost. The cost of intangible assets acquired in a business combination is their fair value at the date of acquisition. Following initial recognition, intangible assets are carried at cost less any accumulated amortisation (calculated on a straight-line basis over their useful lives) and accumulated impairment losses, if any.

Internally generated intangibles, excluding capitalised development costs, are not capitalised. Instead, the related expenditure is recognised in the statement of profit and loss and other comprehensive income in the period in which the expenditure is incurred. The useful lives of intangible assets are assessed as either finite or indefinite. Intangible assets with finite lives are amortised over their useful economic lives and assessed for impairment whenever there is an indication that the intangible asset may be impaired. The amortisation period and the amortisation method for an intangible asset with a finite useful life are reviewed at least at the end of each reporting period. Changes in the expected useful life or the expected pattern of consumption of future economic benefits embodied in the asset are considered to modify the amortisation period or method, as appropriate, and are treated as changes in accounting estimates. The amortisation expense on intangible assets with finite lives is recognised in the statement of profit and loss.

An intangible asset with an indefinite useful life is not amortised but is tested for impairment at each reporting date. Gains or losses arising from derecognition of an intangible asset are measured as the difference between the net disposal proceeds and the carrying amount of the asset and are recognised in the statement of profit and loss

Exploration and Evaluation assets attributable to blocks identified for sale or proposed to be sold to outside agencies (i.e. for blocks not earmarked for CIL) are however, classified as Intangible Assets and tested for impairment.

Research and Development is recognised as an expenditure as and when incurred.

## 12. IMPAIRMENT OF ASSETS (OTHER THAN FINANCIAL ASSETS)

The Company assesses at the end of each reporting period whether there is any indication that an asset may be impaired. If any such indication exists, the Company estimates the recoverable amount of the asset. An asset's recoverable amount is the higher of the asset's or cash-generating unit's value in use and its fair value less costs of disposal, and is determined for an individual asset, unless the asset does not generate cash inflows that are largely independent of those from other assets or groups of assets, in which case the recoverable amount is determined for the cash-generating unit to which the asset belongs. Company considers individual mines as separate cash generating units for the purpose of test of impairment.

If the recoverable amount of an asset is estimated to be less than its carrying amount, the carrying amount of the asset is reduced to its recoverable amount and the impairment loss is recognised in the Statement of Profit and Loss.

## 13. INVESTMENT PROPERTY

Property (land or a building or part of a building or both) held to earn rentals or for capital appreciation or both, rather than for, use in the production or supply of goods or services or for administrative purposes; or sale in the ordinary course of businesses are classified as investment property.

Investment property is measured initially at its cost, including related transaction costs and where applicable borrowing costs.

Investment properties are depreciated using the straight-line method over their estimated useful lives.

## 14. FINANCIAL INSTRUMENTS

A financial instrument is any contract that gives rise to a financial asset of one entity and a financial liability or equity instrument of another entity.

### 14.1. FINANCIAL ASSETS

#### 14.1.1. INITIAL RECOGNITION AND MEASUREMENT

All financial assets are recognised initially at fair value, in the case of financial assets not recorded at fair value through profit or loss, plus transaction costs that are attributable to the acquisition of the financial asset. Purchases or sales of financial assets that require delivery of assets within a time frame established by regulation or convention in the market place (regular way trades) are recognised on the trade date, i.e., the date that the Company commits to purchase or sell the asset.

#### 14.1.2. SUBSEQUENT MEASUREMENT

For purposes of subsequent measurement, financial assets are classified in four categories:

- Debt instruments at amortised cost
- Debt instruments at fair value through other comprehensive income (FVTOCI)
- Debt instruments, derivatives and equity instruments at fair value through profit or loss (FVTPL)
- Equity instruments measured at fair value through other comprehensive income (FVTOCI)

##### 14.1.2.1. DEBT INSTRUMENTS AT AMORTISED COST

A 'debt instrument' is measured at the amortised cost if both the following conditions are met:

- a. The asset is held within a business model whose objective is to hold assets for collecting contractual cash flows, and
- b. Contractual terms of the asset give rise on specified dates to cash flows that are solely payments of principal and interest (SPPI) on the principal amount outstanding.

After initial measurement, such financial assets are subsequently measured at amortised cost using the effective interest rate (EIR) method. Amortised cost is calculated by taking into account any discount or premium on acquisition and fees or costs that are an integral part of the EIR. The EIR amortisation is included in finance income in the profit or loss. The losses arising from impairment are recognised in the profit or loss.

##### 14.1.2.2. DEBT INSTRUMENT AT FVTOCI

A 'debt instrument' is classified as at the FVTOCI if both of the following criteria are met:

- a. The objective of the business model is achieved both by collecting contractual cash flows and selling the financial assets, and
- b. The asset's contractual cash flows represent SPPI.

Debt instruments included within the FVTOCI category are measured initially as well as at each reporting date at fair value. Fair value movements are recognized in the other comprehensive income (OCI). However, the Company recognizes interest income, impairment losses & reversals and foreign exchange gain or loss in the P&L. On derecognition of the asset, cumulative gain or loss previously recognised in OCI is reclassified from the equity to P&L. Interest earned whilst holding FVTOCI debt instrument is reported as interest income using the EIR method.

#### 14.1.2.3. DEBT INSTRUMENT AT FVTPL

FVTPL is a residual category for debt instruments. Any debt instrument, which does not meet the criteria for categorization as at amortized cost or as FVTOCI, is classified as at FVTPL.

In addition, the Company may elect to designate a debt instrument, which otherwise meets amortized cost or FVTOCI criteria, as at FVTPL. However, such election is allowed only if doing so reduces or eliminates a measurement or recognition inconsistency (referred to as 'accounting mismatch'). The Company has not designated any debt instrument as at FVTPL.

Debt instruments included within the FVTPL category are measured at fair value with all changes recognized in the P&L.

#### 14.1.2.4. DERECOGNITION

A financial asset (or, where applicable, a part of a financial asset or part of a group of similar financial assets) is primarily derecognised (i.e. removed from the balance sheet) when:

- The rights to receive cash flows from the asset have expired, or
- The Company has transferred its rights to receive cash flows from the asset or has assumed an obligation to pay the received cash flows in full without material delay to a third party under a 'pass-through' arrangement; and either (a) the Company has transferred substantially all the risks and rewards of the asset, or (b) the Company has neither transferred nor retained substantially all the risks and rewards of the asset, but has transferred control of the asset.

When the Company has transferred its rights to receive cash flows from an asset or has entered into a pass-through arrangement, it evaluates if and to what extent it has retained the risks and rewards of ownership. When it has neither transferred nor retained substantially all of the risks and rewards of the asset, nor transferred control of the asset, the Company continues to recognise the transferred asset to the extent of the Company's continuing involvement. In that case, the Company also recognises an associated liability. The transferred asset and the associated liability are measured on a basis that reflects the rights and obligations that the Company has retained. Continuing involvement that takes the form of a guarantee over the transferred asset is measured at the lower of the original carrying amount of the asset and the maximum amount of consideration that the Company could be required to repay.

#### 14.1.2.5. IMPAIRMENT OF FINANCIAL ASSETS(OTHER THAN FAIR VALUE)

In accordance with Ind AS 109, the Company applies expected credit loss (ECL) model for measurement and recognition of impairment loss on the following financial assets and credit risk exposure:

- a. Financial assets that are debt instruments, and are measured at amortised cost e.g., loans, debt securities, deposits, trade receivables and bank balance;
- b. Financial assets that are debt instruments and are measured as at FVTOCI;  
Lease receivables under Ind AS 17; and
- c. Trade receivables or any contractual right to receive cash or another financial asset that result from transactions that are within the scope of Ind AS 11 and Ind AS 18.

The Company follows 'simplified approach' for recognition of impairment loss allowance on:

- Trade receivables or contract revenue receivables; and
- All lease receivables resulting from transactions within the scope of Ind AS 17

The application of simplified approach does not require the Company to track changes in credit risk. Rather, it recognises impairment loss allowance based on lifetime ECLs at each reporting date, right from its initial recognition.

## **14.2. FINANCIAL LIABILITIES**

### **14.2.1. INITIAL RECOGNITION AND MEASUREMENT**

The Company's financial liabilities include trade and other payables, loans and borrowings including bank overdrafts.

All financial liabilities are recognised initially at fair value and, in the case of loans and borrowings and payables, net of directly attributable transaction costs.

### **14.2.2. SUBSEQUENT MEASUREMENT**

The measurement of financial liabilities depends on their classification, as described below:

#### **14.2.2.1. FINANCIAL LIABILITIES AT FAIR VALUE THROUGH PROFIT OR LOSS**

Financial liabilities at fair value through profit or loss include financial liabilities held for trading and financial liabilities designated upon initial recognition as at fair value through profit or loss. Financial liabilities are classified as held for trading if they are incurred for the purpose of repurchasing in the near term. This category also includes derivative financial instruments entered into by the Company that are not designated as hedging instruments in hedge relationships as defined by Ind AS 109. Separated embedded derivatives are also classified as held for trading unless they are designated as effective hedging instruments.

Gains or losses on liabilities held for trading are recognised in the profit or loss.

Financial liabilities designated upon initial recognition at fair value through profit or loss are designated as such at the initial date of recognition, and only if the criteria in Ind AS 109 are satisfied. For liabilities designated as FVTPL, fair value gains/ losses attributable to changes in own credit risks are recognized in OCI. These gains/ loss are not subsequently transferred to P&L. However, the Company may transfer the cumulative gain or loss within equity. All other changes in fair value of such liability are recognised in the statement of profit and loss. The Company has not designated any financial liability as at fair value through profit and loss.

#### **14.2.2.2. FINANCIAL LIABILITIES AT AMORTISED COST**

After initial recognition, these are subsequently measured at amortised cost using the effective interest rate method. Gains and losses are recognised in profit or loss when the liabilities are derecognised as well as through the effective interest rate amortisation process. Amortised cost is calculated by taking into account any discount or premium on acquisition and fees or costs that are an integral part of the effective interest rate. The effective interest rate amortisation is included as finance costs in the statement of profit and loss. This category generally applies to borrowings.

#### **14.2.2.3. DERECOGNITION**

A financial liability is derecognised when the obligation under the liability is discharged or cancelled or expires. When an existing financial liability is replaced by another from the same lender on substantially different terms, or the terms of an existing liability are substantially modified, such an exchange or modification is treated as the derecognition of the original liability and the recognition of a new liability. The difference between the carrying amount of a financial liability (or part of a financial liability) extinguished or transferred to another party and the consideration paid, including any non-cash assets transferred or liabilities assumed, shall be recognised in profit or loss.

### 14.3. RECLASSIFICATION OF FINANCIAL ASSETS

The Company determines classification of financial assets and liabilities on initial recognition. After initial recognition, no reclassification is made for financial assets which are equity instruments and financial liabilities. For financial assets which are debt instruments, a reclassification is made only if there is a change in the business model for managing those assets. Changes to the business model are expected to be infrequent. The Company's senior management determines change in the business model as a result of external or internal changes which are significant to the Company's operations. Such changes are evident to external parties. A change in the business model occurs when the Company either begins or ceases to perform an activity that is significant to its operations. If Company reclassifies financial assets, it applies the reclassification prospectively from the reclassification date which is the first day of the immediately next reporting period following the change in business model. The Company does not restate any previously recognised gains, losses (including impairment gains or losses) or interest. The following table shows various reclassifications and how they are accounted for

Original classification	Revised classification	Accounting treatment
Amortised cost	FVTPL	Fair value is measured at reclassification date. Difference between previous amortized cost and fair value is recognised in P&L.
FVTPL	Amortised Cost	Fair value at reclassification date becomes its new gross carrying amount. EIR is calculated based on the new gross carrying amount.
Amortised cost	FVTOCI	Fair value is measured at reclassification date. Difference between previous amortised cost and fair value is recognised in OCI. No change in EIR due to reclassification.
FVTOCI	Amortised cost	Fair value at reclassification date becomes its new amortised cost carrying amount. However, cumulative gain or loss in OCI is adjusted against fair value. Consequently, the asset is measured as if it had always been measured at amortised cost.
FVTPL	FVTOCI	Fair value at reclassification date becomes its new carrying amount. No other adjustment is required.
FVTOCI	FVTPL	Assets continue to be measured at fair value. Cumulative gain or loss previously recognized in OCI is reclassified to P&L at the reclassification date.

### 14.4. OFFSETTING OF FINANCIAL INSTRUMENTS

Financial assets and financial liabilities are offset and the net amount is reported in the balance sheet if there is a currently enforceable legal right to offset the recognised amounts and there is an intention to settle on a net basis, to realise the assets and settle the liabilities simultaneously.

### 15. BORROWING COSTS

Borrowing costs are expensed as and when incurred except where they are directly attributable to the acquisition, construction or production of qualifying assets i.e. the assets that necessarily takes substantial period of time to get ready for its intended use, in which case they are capitalised as part of the cost of those asset up to the date when the qualifying asset is ready for its intended use.

### 16. TAXATION

Income tax expense represents the sum of the tax currently payable and deferred tax.

Current tax is the amount of income taxes payable (recoverable) in respect of the taxable profit (tax loss) for a period. Taxable profit differs from "profit before income tax" as reported in the statement of profit and loss and other comprehensive income because it excludes items of income or expense that are taxable or deductible in other years and it further excludes items that are never taxable or deductible. The company's liability for current tax is calculated using tax rates that have been enacted or substantively enacted by the end of the reporting period.



Deferred tax liabilities are generally recognised for all taxable temporary differences. Deferred tax assets are generally recognised for all deductible temporary difference to the extent that it is probable that taxable profits will be available against which those deductible temporary differences can be utilised. Such assets and liabilities are not recognised if the temporary difference arises from goodwill or from the initial recognition (other than in a business combination) of other assets and liabilities in a transaction that affects neither the taxable profit nor the accounting profit.

Deferred tax liabilities are recognised for taxable temporary differences associated with investments in subsidiaries and associates, except where the company is able to control the reversal of the temporary difference and it is probable that the temporary difference will not reverse in the foreseeable future. Deferred tax assets arising from deductible temporary differences associated with such investments and interests are only recognised to the extent that it is probable that there will be sufficient taxable profits against which to utilise the benefits of the temporary differences.

The carrying amount of deferred tax assets is reviewed at the end of each reporting period and reduced to the extent that it is no longer probable that sufficient taxable profits will be available to allow all or part of the asset to be recovered. Unrecognised deferred tax assets are reassessed at the end of each reporting year and are recognised to the extent that it has become probable that sufficient taxable profit will be available to allow all or part of the deferred tax asset to be recovered.

Deferred tax assets and liabilities are measured at the tax rates that are expected to apply in the period in which the liability is settled or the asset is realised, based on tax rate (and tax laws) that have been enacted or substantively enacted by the end of the reporting period.

The measurement of deferred tax liabilities and assets reflects the tax consequences that would follow from the manner in which the company expects, at the end of the reporting period, to recover or settle the carrying amount of its assets and liabilities.

Current and deferred tax are recognised in profit or loss, except when they relate to items that are recognised in other comprehensive income or directly in equity, in which case, the current and deferred tax are also recognised in other comprehensive income or directly in equity respectively. Where current tax or deferred tax arises from the initial accounting for a business combination, the tax effect is included in the accounting for the business combination.

## **17. EMPLOYEE BENEFITS**

### **17.1. SHORT-TERM BENEFITS**

Short-term employee benefits are employee benefits (other than termination benefits) that are expected to be settled wholly before twelve months after the end of the annual reporting period in which the employees render the related service.

All short term employee benefits are recognized in the period in which the services are rendered by employees.

### **17.2. POST-EMPLOYMENT BENEFITS AND OTHER LONG TERM EMPLOYEE BENEFITS**

#### **17.2.1. DEFINED CONTRIBUTIONS PLANS**

A defined contribution plan is a post-employment benefit plan for Provident fund and Pension under which the company pays fixed contribution into fund maintained by a separate statutory body (Coal Mines Provident Fund) constituted under an enactment of law and the company will have no legal or constructive obligation to pay further amounts. Obligations for contributions to defined contribution plans are recognised as an employee benefit expense in the statement of profit and loss in the periods during which services are rendered by employees.

### 17.2.2. DEFINED BENEFITS PLANS

A defined benefit plan is a post-employment benefit plan other than a defined contribution plan. The company's net obligation in respect of defined benefit plans is calculated by estimating the amount of future benefit that employees have earned in return of their service in the current and prior periods. The benefit is discounted to determine its present value and reduced by the fair value of plan assets, if any. The discount rate is based on the prevailing market yields of Indian Government securities as at the reporting date that have maturity dates approximating the terms of the company's obligations and that are denominated in the same currency in which the benefits are expected to be paid.

The application of actuarial valuation involves making assumptions about discount rate, expected rates of return on assets, future salary increases, mortality rates etc. Due to the long term nature of these plans, such estimates are subject to uncertainties. The calculation is performed at each balance sheet by an actuary using the projected unit credit method. When the calculation results in to the benefit to the company, the recognised asset is limited to the present value of the economic benefits available in the form of any future refunds from the plan or reduction in future contributions to the plan. An economic benefit is available to the company if it is realisable during the life of the plan, or on settlement of plan liabilities.

Re-measurement of the net defined benefit liability, which comprise actuarial gain and losses considering the return on plan assets (excluding interest) and the effects of the assets ceiling (if any, excluding interest) are recognised immediately in the other comprehensive income. The company determines the net interest expense (income) on the net defined benefit liability (asset) for the period by applying the discount rate used to measure the defined benefit obligation at the beginning of the annual period to the then net defined benefit liability (asset), taking into account any changes in the net defined benefit liability (asset) during the period as a result of contributions and benefit payments. Net interest expense and other expenses related to defined benefit plans are recognised in profit and loss.

When the benefits of the plan are improved, the portion of the increased benefit relating to past service by employees is recognised as expense immediately in the statement of profit and loss.

### 17.3. OTHER LONG-TERM EMPLOYEE BENEFITS

Other long-term employee benefits are all employee benefits other than short-term employee benefits, post-employment benefits and termination benefits. Other long-term employee benefits include items which are not expected to be settled wholly before twelve months after the end of the annual reporting period in which the employees render the related service.

For other long-term employee benefits, net total of the following amounts is recognized in the statement of profit or loss:

- (a) Service cost
- (b) Net interest on the net defined benefit liability (asset)
- (c) Re-measurements of the net defined benefit liability (asset)

### 18. FOREIGN CURRENCY

The company's reported currency and the functional currency for majority of its operations is in Indian Rupees (INR) being the principal currency of the economic environment in which it operates.

Transactions in foreign currencies are converted into the reported currency of the company using the exchange rate prevailing at the transaction date. Monetary assets and liabilities denominated in foreign currencies outstanding at the end of the reporting period are translated at the exchange rates prevailing as at the end of reporting period. Exchange differences arising on the settlement of monetary assets and liabilities or on translating monetary assets and liabilities at rates different from those at which they were translated on initial recognition during the period or in previous financial statements are recognised in statement of profit and loss in the period in which they arise.

Non-monetary items denominated in foreign currency are valued at the exchange rates prevailing on the date of transactions.

## 19. STRIPPING ACTIVITY EXPENSE/ADJUSTMENT

In case of opencast mining, the mine waste materials (“overburden”) which consists of soil and rock on the top of coal seam is required to be removed to get access to the coal and its extraction. This waste removal activity is known as ‘Stripping’. In opencast mines, the company has to incur such expenses over the life of the mine (as technically estimated).

Therefore, as a policy, in the mines with rated capacity of one million tonnes per annum and above, cost of Stripping is charged on technically evaluated average stripping ratio (OB: COAL) at each mine with due adjustment for stripping activity asset and ratio-variance account after the mines are brought to revenue.

Net of balances of stripping activity asset and ratio variance at the Balance Sheet date is shown as Stripping Activity Adjustment under the head Non - Current Provisions / Other Non-Current Assets as the case may be.

The reported quantity of overburden as per record is considered in calculating the ratio for OBR accounting where the variance between reported quantity and measured quantity is within the permissible limits, as detailed hereunder:-

Annual Quantum of OBR of the Mine	Permissible limits of variance (%)
Less than 1 Mill. CUM	+/- 5%
Between 1 and 5 Mill. CUM	+/- 3%
More than 5 Mill. CUM	+/- 2%

However, where the variance is beyond the permissible limits as above, the measured quantity is considered.

In case of mines with rated capacity of less than one million tonne, the above policy is not applied and actual cost of stripping activity incurred during the year is recognised in Statement of Profit and Loss.

## 20. INVENTORIES

### 20.1. STOCK OF COAL

Inventories of coal/coke are stated at lower of cost and net realisable value. Costs of inventories are calculated using the Weighted Average method. Net realisable value represents the estimated selling price of inventories less all estimated costs of completion and costs necessary to make the sale.

Book stock of coal is considered in the financial statements where the variance between book stock and measured stock is upto +/- 5% and in cases where the variance is beyond +/- 5% the measured stock is considered. Such stock are valued at net realisable value or cost whichever is lower. Coke is considered as a part of stock of coal.

Coal & coke-fines are valued at lower of cost or net realisable value and considered as a part of stock of coal.

Slurry (coking/semi-coking), middling of washeries and by products are valued at net realisable value and considered as a part of stock of coal.

### 20.2. STORES& SPARES

The Stock of stores & spare parts (which also includes loose tools) at central & area stores are considered as per balances appearing in priced stores ledger and are valued at cost calculated on the basis of weighted average method. The inventory of stores & spare parts lying at collieries / sub-stores / drilling camps/ consuming centres are considered at the yearend only as per physically verified stores and are valued at cost.

Provisions are made at the rate of 100% for unserviceable, damaged and obsolete stores and spares and at the rate of 50% for stores & spares not moved for 5 years.

### 20.3. OTHER INVENTORIES

Workshop jobs including work-in-progress are valued at cost. Stock of press jobs (including work in progress) and stationary at printing press and medicines at central hospital are valued at cost.

However, Stock of stationery (other than lying at printing press), bricks, sand, medicine (except at Central Hospitals), aircraft spares and scraps are not considered in inventory considering their value not being significant.

### 21. CASH AND CASH EQUIVALENT

Cash and cash equivalent in the balance sheet comprise cash at banks and on hand and short-term deposits with an original maturity of three months or less, which are subject to an insignificant risk of changes in value. For the purpose of the consolidated statement of cash flows, cash and cash equivalents consist of cash and short-term deposits, as defined above, net of outstanding bank overdrafts as they are considered an integral part of the Company's cash management.

### 22. PROVISIONS, CONTINGENT LIABILITIES & CONTINGENT ASSETS

Provisions are recognized when the company has a present obligation (legal or constructive) as a result of a past event, and it is probable that an outflow of economic benefits will be required to settle the obligation and a reliable estimate of the amount of the obligation can be made. Where the time value of money is material, provisions are stated at the present value of the expenditure expected to settle the obligation.

All provisions are reviewed at each balance sheet date and adjusted to reflect the current best estimate.

Where it is not probable that an outflow of economic benefits will be required, or the amount cannot be estimated reliably, the obligation is disclosed as a contingent liability, unless the probability of outflow of economic benefits is remote. Possible obligations, whose existence will only be confirmed by the occurrence or non-occurrence of one or more future uncertain events not wholly within the control of the company, are also disclosed as contingent liabilities unless the probability of outflow of economic benefits is remote.

Contingent Assets are not recognised in the financial statements. However, when the realisation of income is virtually certain, then the related asset is not a contingent asset and its recognition is appropriate.

### 23. EARNINGS PER SHARE

Basic earnings per share are computed by dividing the net profit after tax by the weighted average number of equity shares outstanding during the period. Diluted earnings per shares is computed by dividing the profit after tax by the weighted average number of equity shares considered for deriving basic earnings per shares and also the weighted average number of equity shares that could have been issued upon conversion of all dilutive potential equity shares.

### 24. JUDGEMENTS, ESTIMATES AND ASSUMPTIONS

The preparation of the financial statements in conformity with Ind AS requires management to make estimates, judgements and assumptions that affect the application of accounting policies and the reported amounts of assets and liabilities, the disclosures of contingent assets and liabilities at the date of financial statements and the amount of revenue and expenses during the reported period. Application of accounting policies involving complex and subjective judgements and the use of assumptions in these financial statements has been disclosed. Accounting estimates could change from period to period. Actual results could differ from those estimates. Estimates and underlying assumptions are reviewed on an ongoing basis. Revisions to accounting estimate are recognised in the period in which the estimates are revised and, if material, their effects are disclosed in the notes to the financial statements.

## 24.1. JUDGEMENTS

In the process of applying the Company's accounting policies, management has made the following judgements, which have the most significant effect on the amounts recognised in the financial statements:

### 24.1.1. FORMULATION OF ACCOUNTING POLICIES

Accounting policies are formulated in a manner that result in financial statements containing relevant and reliable information about the transactions, other events and conditions to which they apply. Those policies need not be applied when the effect of applying them is immaterial.

In the absence of an Ind AS that specifically applies to a transaction, other event or condition, management has used its judgement in developing and applying an accounting policy that results in information that is:

- a. relevant to the economic decision-making needs of users and
- b. reliable in that financial statements:
  - (i) represent faithfully the financial position, financial performance and cash flows of the Company; (ii) reflect the economic substance of transactions, other events and conditions, and not merely the legal form; (iii) are neutral, i.e. free from bias; (iv) are prudent; and (v) are complete in all material respects on a consistent basis

In making the judgement management refers to, and considers the applicability of, the following sources in descending order:

- a. the requirements in Ind ASs dealing with similar and related issues; and
- b. the definitions, recognition criteria and measurement concepts for assets, liabilities, income and expenses in the Framework.

In making the judgement, management considers the most recent pronouncements of International Accounting Standards Board and in absence thereof those of the other standard-setting bodies that use a similar conceptual framework to develop accounting standards, other accounting literature and accepted industry practices, to the extent that these do not conflict with the sources in above paragraph.

The Company operates in the mining sector (a sector where the exploration, evaluation, development production phases are based on the varied topographical and geo-mining terrain spread over the lease period running over decades and prone to constant changes), the accounting policies whereof have evolved based on specific industry practices supported by research committees and approved by the various regulators owing to its consistent application over the last several decades. In the absence of specific accounting literature, guidance and standards in certain specific areas which are in the process of evolution. The Company continues to strive to develop accounting policies in line with the development of accounting literature and any development therein shall be accounted for prospectively as per the procedure laid down above more particularly in Ind AS 8. The financial statements are prepared on going concern basis using accrual basis of accounting.

### 24.1.2. MATERIALITY

Ind AS applies to items which are material. Management uses judgement in deciding whether individual items or groups of item are material in the financial statements. Materiality is judged by reference to the nature or magnitude or both of the item. The deciding factor is whether omitting or misstating or obscuring an information could individually or in combination with other information influence decisions that primary users make on the basis of the financial statements. Management also uses judgement of materiality for determining the compliance requirement of the Ind AS. Further the Company may also be required to present separately immaterial items when required by law.

W.e.f 01.04.2019, Errors/omissions discovered in the current year relating to prior periods are treated as immaterial and adjusted during the current year, if all such errors and omissions in aggregate does not exceed 1% of Total Revenue from Operations (net of statutory levies) as per last audited financial statement of the Company

### **24.1.3. OPERATING LEASE**

Company has entered into lease agreements. The Company has determined, based on an evaluation of the terms and conditions of the arrangements, such as the lease term not constituting a major part of the economic life of the commercial property and the fair value of the asset, that it retains all the significant risks and rewards of ownership of these properties and accounts for the contracts as operating leases.

## **24.2. ESTIMATES AND ASSUMPTIONS**

The key assumptions concerning the future and other key sources of estimation uncertainty at the reporting date, that have a significant risk of causing a material adjustment to the carrying amounts of assets and liabilities within the next financial year, are described below. The Company based its assumptions and estimates on parameters available when the financial statements were prepared. Existing circumstances and assumptions about future developments, however, may change due to market changes or circumstances arising that are beyond the control of the Company. Such changes are reflected in the assumptions when they occur.

### **24.2.1. IMPAIRMENT OF NON-FINANCIAL ASSETS**

There is an indication of impairment if, the carrying value of an asset or cash generating unit exceeds its recoverable amount, which is the higher of its fair value less costs of disposal and its value in use. Company considers individual mines as separate cash generating units for the purpose of test of impairment. The value in use calculation is based on a DCF model. The cash flows are derived from the budget for the next five years and do not include restructuring activities that the Company is not yet committed to or significant future investments that will enhance the asset's performance of the CGU being tested. The recoverable amount is sensitive to the discount rate used for the DCF model as well as the expected future cash-inflows and the growth rate used for extrapolation purposes. These estimates are most relevant to other mining infrastructures. The key assumptions used to determine the recoverable amount for the different CGUs, are disclosed and further explained in respective notes.

### **24.2.2. TAXES**

Deferred tax assets are recognised for unused tax losses to the extent that it is probable that taxable profit will be available against which the losses can be utilised. Significant management judgement is required to determine the amount of deferred tax assets that can be recognised, based upon the likely timing and the level of future taxable profits together with future tax planning strategies.

### **24.2.3. DEFINED BENEFIT PLANS**

The cost of the defined benefit gratuity plan and other post-employment medical benefits and the present value of the gratuity obligation are determined using actuarial valuations. An actuarial valuation involves making various assumptions that may differ from actual developments in the future. These include the determination of the discount rate, future salary increases and mortality rates.

Due to the complexities involved in the valuation and its long-term nature, a defined benefit obligation is highly sensitive to changes in these assumptions. All assumptions are reviewed at each reporting date. The parameter most subject to change is the discount rate. In determining the appropriate discount rate for plans operated in India, the management considers the interest rates of government bonds in currencies consistent with the currencies of the post-employment benefit obligation.

The mortality rate is based on publicly available mortality tables of the country. Those mortality tables tend to change only at interval in response to demographic changes.

#### **24.2.4. FAIR VALUE MEASUREMENT OF FINANCIAL INSTRUMENTS**

When the fair values of financial assets and financial liabilities recorded in the balance sheet cannot be measured based on quoted prices in active markets, their fair value is measured using generally accepted valuation techniques including the DCF model. The inputs to these models are taken from observable markets where possible, but where this is not feasible, a degree of judgement is required in establishing fair values. Judgements include considerations of inputs such as liquidity risk, credit risk, volatility and other relevant input /considerations. Changes in assumptions and estimates about these factors could affect the reported fair value of financial instruments.

#### **24.2.5. INTANGIBLE ASSET UNDER DEVELOPMENT**

The Company capitalises intangible asset under development for a project in accordance with the accounting policy. Initial capitalisation of costs is based on management's judgement that technological and economic feasibility is confirmed, usually when a project report is formulated and approved.

#### **24.2.6. PROVISION FOR MINE CLOSURE, SITE RESTORATION AND DECOMMISSIONING OBLIGATION**

In determining the fair value of the provision for Mine Closure, Site Restoration and Decommissioning Obligation, assumptions and estimates are made in relation to discount rates, the expected cost of site restoration and dismantling and the expected timing of those costs. The Company estimates provision using the DCF method considering life of the project/mine based on

- Estimated cost per hectare as specified in guidelines issued by ministry of Coal, Government of India
- The discount rate (pre tax rate) that reflect current market assessments of the time value of money and the risks specific to the liability.

#### **25. ABBREVIATION USED:**

a.	CGU	Cash generating unit
b.	DCF	Discounted Cash Flow
c.	FVTOCI	Fair value through Other Comprehensive Income
d.	FVTPL	Fair value through Profit & Loss
e.	GAAP	Generally accepted accounting principal
f.	Ind AS	Indian Accounting Standards
g.	OCI	Other Comprehensive Income
h.	P&L	Profit and Loss
i.	PPE	Property, Plant and Equipment
j.	SPPI	Solely Payment of Principal and Interest
k.	EIR	Effective Interest Rate

# BHARAT COKING COAL LIMITED

(A Miniratna Company)



**NOTES TO THE FINANCIAL STATEMENTS**  
**NOTE 3 : PROPERTY, PLANT AND EQUIPMENT**

(₹ ' Crore)

	Freehold Land	Other Land	Land Reclamation/ Site Restoration Costs	Building (incl. water supply, roads and culverts)	Plant and Equipment	Telecommunication	Railway Sidings	Furniture and Fixtures	Office Equipments	Vehicles	Aircraft	Other Mining Infrastructure	Surveyed off Assets	Others	Total
<b>Gross Carrying Amount:</b>															
As at 1 April 2021	111.53	2.07	279.68	371.20	1,958.59	3.03	75.37	12.33	30.72	5.94	-	264.80	45.81	0.88	3,161.95
Additions	3.00	26.46	14.16	29.04	254.01	182.75	6.80	1.21	16.41	15.24	-	229.67	9.44	-	788.19
Deletions/Adjustments	0.82	(0.82)	(19.96)	(2.19)	(94.11)	12.81	0.19	2.01	(5.07)	0.33	-	-	(5.90)	-	(111.89)
<b>As at 31 March 2022</b>	<b>115.35</b>	<b>27.71</b>	<b>273.88</b>	<b>398.05</b>	<b>2,118.49</b>	<b>198.59</b>	<b>82.36</b>	<b>15.55</b>	<b>42.06</b>	<b>21.51</b>	<b>-</b>	<b>494.47</b>	<b>49.35</b>	<b>0.88</b>	<b>3,838.25</b>
As at 1 April 2022	115.35	27.71	273.88	398.05	2,118.49	198.59	82.36	15.55	42.06	21.51	-	494.47	49.35	0.88	3,838.25
Additions	13.45	5.50	11.41	424.11	309.96	1.67	-	2.89	5.15	39.56	-	72.90	8.64	-	895.24
Deletions/Adjustments	-	-	(2.82)	-	(113.29)	(0.37)	-	(0.53)	(3.66)	(0.20)	-	0.10	(6.77)	-	(127.54)
<b>As at 31 March 2023</b>	<b>128.80</b>	<b>33.21</b>	<b>282.47</b>	<b>822.16</b>	<b>2,315.16</b>	<b>199.89</b>	<b>82.36</b>	<b>17.91</b>	<b>43.55</b>	<b>60.87</b>	<b>-</b>	<b>567.47</b>	<b>51.22</b>	<b>0.88</b>	<b>4,605.95</b>
Accumulated Depreciation and Impairment															
As at 1 April 2021	-	1.04	89.15	89.92	927.87	0.94	10.01	6.04	14.89	3.13	-	133.02	1.08	-	1,277.09
Charge for the year	-	0.07	16.87	14.79	147.22	25.29	6.67	1.90	7.17	3.86	-	57.74	-	-	281.58
Impairment	-	-	5.72	-	-	-	-	-	-	-	-	5.73	1.60	-	13.05
Deletions/Adjustments	-	-	-	2.11	(72.78)	(0.03)	0.03	0.09	(3.01)	(0.06)	-	8.45	-	-	(65.20)
<b>As at 31 March 2022</b>	<b>-</b>	<b>1.11</b>	<b>111.74</b>	<b>106.82</b>	<b>1,002.31</b>	<b>26.20</b>	<b>16.71</b>	<b>8.03</b>	<b>19.05</b>	<b>6.93</b>	<b>-</b>	<b>204.94</b>	<b>2.68</b>	<b>-</b>	<b>1,506.52</b>
As at 1 April 2022	-	1.11	111.74	106.82	1,002.31	26.20	16.71	8.03	19.05	6.93	-	204.94	2.68	-	1,506.52
Charge for the year	-	0.72	19.98	20.85	157.42	37.72	4.11	1.95	6.67	8.63	-	32.44	0.01	-	290.50
Impairment	-	-	-	0.15	0.48	-	-	-	0.02	0.04	-	6.11	-	-	6.80
Deletions/Adjustments	-	-	-	(101.72)	(101.72)	(0.01)	-	(0.02)	(3.62)	-	-	3.42	(0.10)	-	(102.05)
<b>As at 31 March 2023</b>	<b>-</b>	<b>1.83</b>	<b>131.72</b>	<b>127.82</b>	<b>1,058.49</b>	<b>63.91</b>	<b>20.82</b>	<b>9.96</b>	<b>22.12</b>	<b>15.60</b>	<b>-</b>	<b>246.91</b>	<b>2.59</b>	<b>-</b>	<b>1,701.77</b>
Net Carrying Amount															
As at 31 March 2023	128.80	31.38	150.75	694.34	1,256.67	135.98	61.54	7.95	21.43	45.27	-	320.56	48.63	0.88	2,904.18
As at 31 March 2022	115.35	26.60	162.14	291.23	1,116.18	172.39	65.65	7.52	23.01	14.58	-	289.53	46.67	0.88	2,331.73



**NOTE**

**LAND**

1. Land Reclamation/Site Restoration cost comprises of estimated cost to be incurred at the stage of mine closure duly escalated for inflation (5% p.a.) and then discounted at 8% discount rate that reflects current market rate of fair value and the risk.
2. Approximately 436.667 acres of land owned by the Company are critically encroached area out of which possession of some part has been taken back, quantification of which is in progress.

**3. Title deeds of Immovable Properties not held in name of the Company**

Description of item of property	Gross carrying value (₹ Crore)	Title deeds held in the name of Company	Whether title deed holder is a promoter, director or relative of promoter/director or employee of promoter/director	Property held since which date	Reason for not being held in the name of the company
Freehold Land	128.8	Only in case of Directly purchased by company (1147.455 Ha)	Not Applicable	Different Dates	1. Out of the total (freehold & other land) of 18682.195 Ha in the possession of BCCL, 17840.084 Ha land constitutes free hold land and 842.111 Ha other land. 2. 16692.629 Ha of freehold land acquired on Nationalization of Coal Mines as well as taking over of Coal Mines Labour Welfare Organization including Central Hospital and four other Hospitals, Mines Rescue Stations of Govt. of India, four Washeries of SAIL, erstwhile Coal Board and Central Jharia Projects have been transferred to the Company by the Govt. of India. The question of mutation of land acquired under Coal Mines (Nationalization) Act 1972 as well as Coal Bearing Areas (Acquisition & Development) Act 1957, does not arise in law, as its right, title and interest remains vested absolutely in the Central Government, which is, on transfer, exercised by BCCL, a Government Company. 3. All other title deeds for land acquired are in possession and are mutated in favour of company except in few cases of freehold lands, where same is under progress pending legal formalities.
Other land	33.21	Not Applicable	Not Applicable	Different Dates	838.247 Ha land is agreemental land. 3,864 Ha of Railway land vide lease agreement dated 22.03.2022 at Loyabud station.

4. Other Land includes Gross Carrying Amount of Right of use asset of ₹25.09 crore (P/Y ₹25.09 crore) and accumulated amortisation on the same upto March 2023 is ₹0.77 crore (P/Y ₹0.06 crore)."

**Plant and Equipments:**

"Includes Stand by Equipment and stores and spares which satisfies criteria for recognition as PPE but not yet issued from stores."

**Vehicles :**

"Includes Gross Carrying Amount of Right of use asset of ₹52.72 crore (P/Y ₹13.25 crore) and accumulated amortisation on the same upto March 2023 is ₹11.74 crore (P/Y ₹3.62 crore)."

**Railway Sidings:**

"Includes Gross Carrying Amount of Right of use asset of ₹23.24 crore (P/Y ₹23.24 crore) and accumulated amortisation on the same upto March 2023 is ₹3.99 crore (P/Y ₹3.32 crore)."

**Telecommunications:**

"Includes Gross Carrying Amount of Right of use asset of ₹181.42 crore (P/Y ₹181.42 crore) and accumulated amortisation on the same upto March 2023 is ₹60.47 crore (P/Y ₹24.19 crore)."

**Others:**

1. Assets transferred to and taken over by the Company in respect of Mines Rescue Station and Coal Mines Labour Welfare Organization have not been accounted for as NIL book value, was made available to the Company on transfer of the said Units.
2. ₹11.46 Cr. is Gross value of Assets including land valuing ₹0.88 Cr. (quantitative and value wise details of which are not available) taken over by the Company in respect of entities covered under Coal Mines Nationalization Act, 1971, on which depreciation has been fully provided for in the Account except land.

**Depreciation/Impairment :**

1. During the Current Financial Year 2022-23, Impairment in continuous loss making mines amounting to ₹6.80 Crore (Previous year ₹13.05 Crore) has been charged to the Statement of Profit and Loss.
2. Depreciation charged during the period also includes the depreciation capitalised during the period ₹0.00 Crore (Previous year ₹0.00 Crore) for mines in development phase.



# BHARAT COKING COAL LIMITED

## (A Miniratna Company)

### NOTES TO THE FINANCIAL STATEMENTS

#### NOTE 4 : CAPITAL WIP

(₹' Crore)

	Building (incl. water supply, roads and culverts)	Plant and Equipments	Railway Sidings	Development	Others	Total
<b>Gross Carrying Amount:</b>						
As at 1 April 2021	725.80	342.56	48.08	321.12	-	1,437.56
Additions	50.90	294.07	38.85	192.42	-	576.24
Capitalisation/ Deletions	(28.62)	(261.00)	(4.28)	(234.63)	-	(528.53)
<b>As at 31 March 2022</b>	<b>748.08</b>	<b>375.63</b>	<b>82.65</b>	<b>278.91</b>	-	<b>1,485.27</b>
As at 1 April 2022	748.08	375.63	82.65	278.91	-	1,485.27
Additions	64.66	398.19	49.04	163.06	-	674.95
Capitalisation/ Deletions	(421.40)	(321.72)	(0.67)	(78.86)	-	(822.65)
<b>As at 31 March 2023</b>	<b>391.34</b>	<b>452.10</b>	<b>131.02</b>	<b>363.11</b>	-	<b>1,337.57</b>
<b>Impairment:</b>						
As at 1 April 2021	6.55	23.33	0.33	17.43	-	47.64
Charge for the year	-	-	-	-	-	-
Impairment	0.49	0.99	0.41	0.44	-	2.33
Deletions/Adjustments	(2.57)	(1.09)	(0.03)	(8.36)	-	(12.05)
<b>As at 31 March 2022</b>	<b>4.47</b>	<b>23.23</b>	<b>0.71</b>	<b>9.51</b>	-	<b>37.92</b>
As at 1 April 2022	4.47	23.23	0.71	9.51	-	37.92
Charge for the year	-	-	-	-	-	-
Impairment	2.24	0.99	0.41	0.27	-	3.91
Deletions/Adjustments	-	(0.67)	-	(3.42)	-	(4.09)
<b>As at 31 March 2023</b>	<b>6.71</b>	<b>23.55</b>	<b>1.12</b>	<b>6.36</b>	-	<b>37.74</b>
<b>Net Carrying Amount</b>						
<b>As at 31 March 2023</b>	<b>384.63</b>	<b>428.55</b>	<b>129.90</b>	<b>356.75</b>	-	<b>1,299.83</b>
<b>As at 31 March 2022</b>	<b>743.61</b>	<b>352.40</b>	<b>81.94</b>	<b>269.40</b>	-	<b>1,447.35</b>

**Note :**

- "Development" shown under Capital Work-in-Progress relates to jobs awaiting completion.
- "A" type Miners' Quarters at Bhimkanali Township including Noonudih & Bhuli valuing ₹5.21 Crore are being occupied and are in use but due to arbitration /Litigation, this could not be capitalised. However, necessary provision at the rate of depreciation is being considered in the Accounts. Accumulated provision as on 31.03.2023 is ₹2.01 Crore (PY ₹1.93 Crore).

**Capital-Work-in Progress (CWIP)**
**(a) Ageing schedule for Capital-work-in Progress as on 31.03.2023:**

(₹' Crore)

	Amount in CWIP for a period of				
	Less than 1 year	1-2 years	2-3 years	More than 3 years	Total
<b>Projects in progress:</b>					
Building (including water supply, roads and culverts)	48.30	46.49	59.28	237.27	391.34
Plant and Equipments	87.64	78.68	72.90	212.88	452.10
Railway Sidings	60.85	36.24	12.58	21.35	131.02
Development	121.49	116.55	22.93	95.64	356.61
Others	-	-	-	-	-
<b>Projects temporarily suspended:</b>					
<b>Development:</b>					
Kapuria Project	-	-	-	6.50	6.50
<b>Total</b>	<b>318.28</b>	<b>277.96</b>	<b>167.69</b>	<b>573.64</b>	<b>1,337.57</b>

**(b) Ageing schedule for Capital-work-in Progress as on 31.03.2022:**

(₹' Crore)

	Amount in CWIP for a period of				
	Less than 1 year	1-2 years	2-3 years	More than 3 years	Total
<b>Projects in progress:</b>					
Building (including water supply, roads and culverts)	52.27	41.56	45.12	606.92	745.87
Plant and Equipments	90.44	26.34	56.07	202.78	375.63
Railway Sidings	39.34	16.46	5.50	21.35	82.65
Development	128.82	46.16	8.47	88.96	272.41
Others	-	-	-	-	-
<b>Projects temporarily suspended:</b>					
Building (including water supply, roads and culverts):					
Upgradation of Township, Guard room , miner quarters at Block II Area	-	-	-	2.21	2.21
<b>Development:</b>					
Kapuria Project	-	-	-	6.50	6.50
<b>Total</b>	<b>310.87</b>	<b>130.52</b>	<b>115.16</b>	<b>928.72</b>	<b>1,485.27</b>

**(c) Overdue capital-work-in progress (in respect to time or cost) as on 31.03.2023:**

(₹' Crore)

Projects in progress:	To be completed in			
	Less than 1 year	1-2 years	2-3 years	More than 3 years
<b>Building (including water supply, roads and culverts):</b>				
2 MTPA Bhojudih NLW Washery	48.66			
2.5 MTPA Patherdih NLW Washery	14.92			
5 MTPA Patherdih NLW Washery	-			
<b>Plant and Equipments:</b>				
Feeder breaker at Jogtha				0.66
2 MTPA Bhojudih NLW Washery	53.03			
2.5 MTPA Patherdih NLW Washery	6.75			
5 MTPA Patherdih NLW Washery	12.22	10.38		
<b>Railway Sidings:</b>				
CHP cum SILO, Maheshpur		34.92		
2 MTPA Bhojudih NLW Washery	51.45			
2.5 MTPA Patherdih NLW Washery	24.71			
5 MTPA Patherdih NLW Washery		11.53		
<b>Development:</b>				
2 MTPA Bhojudih NLW Washery	36.33			
2.5 MTPA Patherdih NLW Washery	14.55			
5 MTPA Patherdih NLW Washery	1.19			
<b>Others:</b>				
<b>Total</b>	<b>263.81</b>	<b>56.83</b>	<b>-</b>	<b>0.66</b>



# BHARAT COKING COAL LIMITED

## (A Miniratna Company)

**NOTES TO THE FINANCIAL STATEMENTS**
**NOTE 5 : EXPLORATION AND EVALUATION ASSETS**

(₹' Crore)

	Exploration and Evaluation Assets
<b>Gross Carrying Amount:</b>	
As at 1 April 2021	417.88
Additions	17.77
Deletions/Adjustments	(250.00)
<b>As at 31 March 2022</b>	<b>185.65</b>
As at 1 April 2022	185.65
Additions	0.91
Deletions/Adjustments	(12.68)
<b>As at 31 March 2023</b>	<b>173.88</b>
<b>Accumulated Provision and Impairment</b>	
As at 1 April 2021	-
Charge for the year	-
Impairment	18.52
Deletions/Adjustments	-
<b>As at 31 March 2022</b>	<b>18.52</b>
As at 1 April 2022	18.52
Charge for the year	-
Impairment	-
Deletions/Adjustments	-
<b>As at 31 March 2023</b>	<b>18.52</b>
<b>Net Carrying Amount</b>	
<b>As at 31 March 2023</b>	<b>155.36</b>
As at 31 March 2022	167.13

**Note :**
**(a) Ageing schedule for exploration and evaluation assets**

(₹' Crore)

	Amount in Exploration & Evaluation for a period of				
	Less than 1 year	1-2 years	2-3 years	More than 3 years	Total
<b>E&amp;E Projects in progress:</b>	22.74	80.28	-	52.34	155.36
<b>E&amp;E Projects temporarily suspended :</b>	-	-	18.52	-	18.52
<b>Total</b>	22.74	80.28	18.52	52.34	173.88

**(b) Overdue exploration and evaluation assets (in respect to time or cost)**

(₹' Crore)

	To be completed in			
	Less than 1 year	1-2 years	2-3 years	More than 3 years
<b>E&amp;E Projects in progress:</b>				
Singara & Kapuria Blocks, WJ	-	-	46.49	-
Block VIII, Bastacola	-	-	6.85	-
<b>Total</b>	-	-	53.34	-



# BHARAT COKING COAL LIMITED

## (A Miniratna Company)

### NOTES TO THE FINANCIAL STATEMENTS

#### NOTE 6.1 : INTANGIBLE ASSETS

(₹' Crore)

	Computer Software	Others	Total
<b>Gross Carrying Amount:</b>			
As at 1 April 2021	-	-	-
Additions	-	-	-
Deletions/Adjustments	-	-	-
<b>As at 31 March 2022</b>	-	-	-
As at 1 April 2022	-	-	-
Additions	18.58	-	18.58
Deletions/Adjustments	-	-	-
<b>As at 31 March 2023</b>	<b>18.58</b>	-	<b>18.58</b>
<b>Accumulated Amortisation and Impairment</b>			
As at 1 April 2021	-	-	-
Charge for the year	-	-	-
Impairment	-	-	-
Deletions/Adjustments	-	-	-
<b>As at 31 March 2022</b>	-	-	-
As at 1 April 2022	-	-	-
Charge for the year	2.90	-	2.90
Impairment	-	-	-
Deletions/Adjustments	-	-	-
<b>As at 31 March 2023</b>	<b>2.90</b>	-	<b>2.90</b>
<b>Net Carrying Amount</b>			
<b>As at 31 March 2023</b>	<b>15.68</b>	-	<b>15.68</b>
<b>As at 31 March 2022</b>	-	-	-



# BHARAT COKING COAL LIMITED

(A Miniratna Company)

## NOTES TO THE FINANCIAL STATEMENTS

### NOTE 6.2 : INTANGIBLE ASSETS UNDER DEVELOPMENT

(₹' Crore)

	ERP Under Development
<b>Gross Carrying Amount:</b>	
As at 1 April 2021	18.58
Additions	-
Deletions/Adjustments	-
<b>As at 31 March 2022</b>	<b>18.58</b>
As at 1 April 2022	18.58
Additions	-
Deletions/Adjustments	(18.58)
<b>As at 31 March 2023</b>	<b>-</b>
<b>Accumulated Amortisation and Impairment</b>	
As at 1 April 2021	-
Charge for the year	-
Impairment	-
Deletions/Adjustments	-
<b>As at 31 March 2022</b>	<b>-</b>
As at 1 April 2022	-
Charge for the year	-
Impairment	-
Deletions/Adjustments	-
<b>As at 31 March 2023</b>	<b>-</b>
<b>Net Carrying Amount</b>	
<b>As at 31 March 2023</b>	<b>-</b>
<b>As at 31 March 2022</b>	<b>18.58</b>

Note :

#### Intangible Assets under Development

##### (a) Ageing schedule for intangible assets under development

(₹' Crore)

	Amount in Intangible assets under development for a period of				
	Less than 1 year	1-2 years	2-3 years	More than 3 years	Total
<b>Projects in progress:</b>					
ERP under development	-	-	-	-	-
<b>Projects temporarily suspended :</b>					
Project Name	-	-	-	-	-
<b>Total</b>	<b>-</b>	<b>-</b>	<b>-</b>	<b>-</b>	<b>-</b>

##### (b) Overdue Intangible Assets under development (in respect to time or cost)

(₹' Crore)

	To be completed in			
	Less than 1 year	1-2 years	2-3 years	More than 3 years
ERP under development	-	-	-	-
<b>Total</b>	<b>-</b>	<b>-</b>	<b>-</b>	<b>-</b>



# BHARAT COKING COAL LIMITED

## (A Miniratna Company)

### NOTES TO THE FINANCIAL STATEMENTS

#### NOTE 7 : INVESTMENTS

(₹' Crore)

	Number of Units	NAV/FV per unit	As at	
			31.03.2023	31.03.2022
<b>Non Current</b>				
Investment in Co-operative shares				
Investment in Secured Bonds				
<b>TOTAL</b>				
Aggregate of Quoted Investment:				
Aggregate of unquoted investments:				
Market value of Quoted Investment:				
<b>Current</b>				
<b>Mutual Fund Investment(MFs)</b>				
SBI Liquid Fund	1,81,020.26	3,523.30	63.78	-
Baroda BNP Paribas Liquid Fund	37,551.99	2,595.47	9.75	-
Canara Robeco Liquid Fund	13,788.95	2,696.71	3.72	-
Union Liquid Fund	11,395.58	2,169.45	2.47	-
SBI overnight Fund	13.08	3,649.25	-	-
<b>Others</b>				
Others (Investment in Secured Bonds)			-	-
<b>TOTAL</b>			<b>79.72</b>	-
Aggregate of Quoted Investment:			79.72	-
Aggregate of unquoted investments:			-	-
Market value of Quoted Investment:			79.72	-





# BHARAT COKING COAL LIMITED

(A Miniratna Company)

## NOTES TO THE FINANCIAL STATEMENTS

### NOTE 8 : LOANS

(₹' Crore)

	As at			
	31.03.2023		31.03.2022	
<b>Non-Current</b>				
<b>Loans to related parties</b>				
- Secured, considered good	-		-	
- Unsecured, considered good	-		-	
- Have significant increase in credit risk	-		-	
- Credit impaired	-		-	
Less: Allowance for doubtful loans	-	-	-	-
<b>Loans to body corporate and employees</b>				
- Secured, considered good	-		-	
- Unsecured, considered good	-		-	
- Have significant increase in credit risk	-		-	
- Credit impaired	-		-	
Less: Allowance for doubtful loans	-	-	-	-
<b>TOTAL</b>				

(₹' Crore)

Details of non current loans to related parties	As at 31.03.2023		As at 31.03.2022	
	Gross Amount Outstanding	% to the total gross loans	Gross Amount Outstanding	% to the total gross loans
Directors	-	-	-	-
KMPs	-	-	-	-
Related Parties	-	-	-	-
<b>Total</b>	-	-	-	-

(₹' Crore)

<b>Current</b>				
<b>Loans to related parties</b>				
- Secured, considered good	-		-	
- Unsecured, considered good	-		-	
- Have significant increase in credit risk	-		-	
- Credit impaired	-		-	
Less: Allowance for doubtful loans	-	-	-	-
<b>Loans to body corporate and employees</b>				
- Secured, considered good	-		-	
- Unsecured, considered good	-		-	
- Have significant increase in credit risk	-		-	
- Credit impaired	-		-	
Less: Allowance for doubtful loans	-	-	-	-
<b>TOTAL</b>				

(₹' Crore)

Details of current loans to related parties	As at 31.03.2022		As at 31.03.2021	
	Gross Amount Outstanding	% to the total gross loans	Gross Amount Outstanding	% to the total gross loans
Directors	-	-	-	-
KMPs	-	-	-	-
Related Parties	-	-	-	-
<b>Total</b>	-	-	-	-



# BHARAT COKING COAL LIMITED

## (A Miniratna Company)

### NOTES TO THE FINANCIAL STATEMENTS

#### NOTE 9 : OTHER FINANCIAL ASSETS

(₹' Crore)

	As at	
	31.03.2023	31.03.2022
<b>Non Current</b>		
Bank deposits with more than 12 months maturity <sup>1</sup>	0.01	-
Deposits with bank under		
Mine Closure Plan <sup>2</sup>	687.19	592.81
Shifting & Rehabilitation Fund scheme	-	592.81
Security Deposit	14.79	14.23
Less :Allowance for doubtful Security deposits	0.67	0.67
Other deposit & receivables	4.54	0.81
Less: Allowance for doubtful deposits & receivables	-	0.81
<b>TOTAL</b>	<b>705.86</b>	<b>607.18</b>

**Note :**

1. Bank deposits represents Fixed Deposit with original maturity of more than 12 months.
2. **Deposits with bank under Mine Closure Plan:**
  - a) Following the guidelines from Ministry of Coal, Government of India for preparation of Mine Closure Plan, an Escrow Account has been opened. Upto 50% of the total deposited amount including accrued interest in the EscrowAccount may be released after every five years in line with the periodic examination of the closure plan as per the Guidelines. (Refer Note 21.1 for Provision for Site Restoration/Mine Closure).

(₹' Crore)

<b>b. Reconciliation of Escrow Account Balance</b>	<b>31.03.2023</b>	<b>31.03.2022</b>
Balance in Escrow Account on opening date	592.81	516.09
Add: Balance Deposited during Current Year	69.81	66.86
Add: Interest Credited during the year	24.57	17.33
Less: Adjustment during Current Year	0.00	0.00
Less: Amount Withdrawn during Current Year	0.00	7.47
<b>Balance in Escrow Account on Closing date</b>	<b>687.19</b>	<b>592.81</b>

3. For dues from directors - Refer Note 38(7)(f)



# BHARAT COKING COAL LIMITED

(A Miniratna Company)

## NOTES TO THE FINANCIAL STATEMENTS

### NOTE 9 : OTHER FINANCIAL ASSETS

(₹' Crore)

	As at			
	31.03.2023		31.03.2022	
<b>Current</b>				
Balance with IICM		(0.01)		(0.91)
Interest Accrued		10.88		0.10
Security Deposit	-		-	
Less : Allowance for doubtful Security deposits	-	-	-	-
Other deposit and receivables <sup>1</sup>	53.06		42.07	
Less : Allowance for doubtful claims	4.95	48.11	4.95	37.12
<b>TOTAL</b>		<b>58.98</b>		<b>36.31</b>

**Note :**

1. For dues from directors - Refer Note 38(7)(f)



# **BHARAT COKING COAL LIMITED**

## **(A Miniratna Company)**

**NOTES TO THE FINANCIAL STATEMENTS**

**NOTE 10 : OTHER NON-CURRENT ASSETS**

(₹' Crore)

	As at			
	31.03.2023		31.03.2022	
(i) Capital Advances	367.62		116.89	
Less : Allowance for doubtful advances	4.40	363.22	4.40	112.49
(ii) Other Deposits & Advances	0.14		0.36	
Less : Allowance for doubtful deposits	-	0.14	-	0.36
(iii) Progressive Mine Closure Expenses incurred <sup>1</sup>		257.49		237.06
(iv) Advances to related parties		-		-
<b>TOTAL</b>		<b>620.85</b>		<b>349.91</b>

**Note :**

- Mine Closure Expenses incurred are to be received from Escrow account maintained for this purpose. For the block period of 2013-14 to 2017-18 mine closure expenses of ₹234.21 Crore (P/Y ₹220.94 Crore) and for the block period of 2018-19 to 2022-23 mine closure expenses of ₹212.77 Crore (P/Y ₹99.23 Crore) has been booked as receivables. CCO, through IEST Shibpur has completed audit of Mine Closure Expenses for the block period 2013-14 to 2017-18. Out of the audited amount, the amount of ₹39.23 crore which is yet to be received from CCO has been shown under current along with 50% of the booking (net of reversal) booked for the block period of 2018-19 to 2022-23, i.e., ₹106.38 Crore. Further, an amount of ₹43.88 crore (till P/Y ₹36.42 crore) has been received from CCO till date.



# BHARAT COKING COAL LIMITED

(A Miniratna Company)

## NOTES TO THE FINANCIAL STATEMENTS

### NOTE 11 : OTHER CURRENT ASSETS

(₹' Crore)

		As at			
		31.03.2023		31.03.2022	
(a)	Advance payment of statutory dues	158.18		45.10	
	Less : Allowance for doubtful statutory dues	-	158.18	-	45.10
(b)	Other Deposits and Advances	1,192.25		1,413.91	
	Less : Allowance for doubtful othet deposits and advances	1.82	1,190.43	1.10	1,412.81
(c)	Progressive Mine Closure Expenses incurred1		145.61		39.23
(d)	Input Tax Credit Receivable		1,323.29		1,052.09
	<b>TOTAL</b>		<b>2,817.51</b>		<b>2,549.23</b>

**Note :**

1. Refer Note 10.1 for Progressive Mine Closure Expenses incurred.
2. For dues from directors - Refer Note 38(7)(f)
3. Other Deposit and advances above includes Excess CSR (Refer Annexure to Note - 29 CSR Expenses).



# **BHARAT COKING COAL LIMITED**

## **(A Miniratna Company)**

**NOTES TO THE FINANCIAL STATEMENTS**

**NOTE 12 : INVENTORIES**

(₹' Crore)

		As at		
		31.03.2023		31.03.2022
A.	Stock of Coal	920.97		897.95
	Coal Under Development <sup>1</sup>	13.49		0.15
	<b>Stock of Coal (Total)<sup>3</sup></b>		934.46	898.10
B.	Stock of Stores & Spares (Net)	83.87		
	Add: Stores-in-transit	1.18		71.87
	<b>Net Stock of Stores &amp; Spares<sup>4</sup></b>		85.05	1.18
C.	Stock of Medicine at Central Hospital		5.76	4.17
D.	Workshop, Press Jobs & Others		3.79	3.13
	<b>TOTAL</b>		<b>1,029.06</b>	<b>978.45</b>

**Note :**

1. Represents value of coal lying for testing at NLW Madhuban Washery.
2. Method of Valuation : Refer Note No. 2.20 - Significant Accounting Policies on "Inventories".
3. Stock of Coal is net off of provision amounting to ₹294.85 crore (P/Y ₹304.00 crore)
4. Stock of Stores & Spares is net off of provision amounting to ₹64.86 crore (P/Y ₹76.96 crore)



# BHARAT COKING COAL LIMITED

(A Miniratna Company)



**ANNEXURE TO NOTE 12**  
**Reconciliation of closing stock of Raw Coal adopted in Accounts with Book stock as at 31.03.2023**

Table: A  
(Qty. in lakh Tonne) (₹ ' Crore)

	Overall Stock		Non-Vendable Stock		Vendable Stock	
	Qty.	Value	Qty.	Value	Qty.	Value
<b>1. Opening Stock as on 01.04.2022</b>	<b>21.32</b>	<b>408.27</b>	<b>0.01</b>	-	<b>21.31</b>	<b>408.27</b>
Adjustment in Opening Stock	-	-	0.33	-	(0.33)	-
2. Production I	361.79	10,962.29	-	-	361.79	10,962.29
<b>3. Sub-Total</b>	<b>383.11</b>	<b>11,370.56</b>	<b>0.34</b>	-	<b>382.77</b>	<b>11,370.56</b>
4. Off- Take :						
(A) Outside Despatch	311.09	9,576.79	-	-	311.09	9,576.79
(B) Coal feed to Washeries	44.20	1,313.13	-	-	44.20	1,313.13
(C) Own Consumption / CWIP	-	-	-	-	-	-
<b>Sub-Total (4)</b>	<b>355.29</b>	<b>10,889.92</b>	-	-	<b>355.29</b>	<b>10,889.92</b>
5. Derived Stock (3-4)	27.82	480.64	0.34	-	27.48	480.64
6. Measured Stock	27.56	474.04	0.34	-	27.22	474.04
<b>7. Difference (5-6)</b>	<b>0.26</b>	<b>6.60</b>	-	-	<b>0.26</b>	<b>6.60</b>
8. Break-up of Difference:						
(A) Excess within 5%	0.20	2.94	-	-	0.20	2.94
(B) Shortage within 5%	0.46	9.54	-	-	0.46	9.54
(C) Excess beyond 5%	-	-	-	-	-	-
(D) Shortage beyond 5%	-	-	-	-	-	-
<b>9. Closing stock adopted in A/cs as on 31.03.2023</b>	<b>27.82</b>	<b>480.64</b>	<b>0.34</b>	-	<b>27.48</b>	<b>480.64</b>

**Note:**

1. Production includes seized coal of 185.00 te in quantity of raw coal.



# BHARAT COKING COAL LIMITED

(A Miniratna Company)

Table:B  
(Qty.in lakh Tonne) (₹ ' Crore)

ANNEXURE TO NOTE 12  
Details of Opening Stock, Production, Offtake and Closing Stock as at 31.03.2023

Particulars	Raw Coal				Washed/Deshaled Coal				Other Products		Total of all Products	
	Coking		Non-Coking		Coking		Non-Coking		Qty	Value	Qty	Value
	Qty	Value	Qty	Value	Qty	Value	Qty	Value				
Opening Stock (Audited)	20.76	403.01	0.56	5.26	1.12	42.76	0.18	2.07	59.26	749.00	81.88	1,202.10
Less: Non-Vendable Coal	0.01	-	-	-	-	-	-	-	-	-	0.01	-
Opening Vendable Stock (Audited)	20.75	403.01	0.56	5.26	1.12	42.76	0.18	2.07	59.26	749.00	81.87	1,202.10
Adjustment of Vendable Stock	(0.33)	-	-	-	-	-	-	-	-	-	(0.33)	-
Production (incl. Seized coal)	337.16	10,451.41	24.63	510.88	14.35	1,696.76	-	-	31.29	1,014.90	407.43	13,673.95
Offtake: Despatch	291.74	9,156.67	19.35	420.12	14.22	1,689.26	-	-	32.03	1,067.29	357.34	12,333.34
Coal used for W/Coal	39.89	1,235.25	4.31	77.88	-	-	-	-	-	-	44.20	1,313.13
Own Consumption/CWIP	-	-	-	-	-	-	-	-	-	0.27	-	0.27
Total Offtake	331.63	10,391.92	23.66	498.00	14.22	1,689.26	-	-	32.03	1,067.56	401.54	13,646.74
Closing Stock/Book Stock	25.95	462.50	1.53	18.14	1.25	50.26	0.18	2.07	58.52	696.34	87.43	1,229.31
Shortage/Surplus (-/+ above 5%)	-	-	-	-	-	-	-	-	-	-	-	-
Closing Vendable Stock	25.95	462.50	1.53	18.14	1.25	50.26	0.18	2.07	58.52	696.34	87.43	1,229.31

Name of Product	As at 31.03.2023			As at 31.03.2022		
	Gross Value of Stock	Provision	Net Value of Stock	Gross Value of Stock	Provision	Net Value of Stock
Raw Coal	480.64	0.96	479.68	408.27	0.96	407.31
Washed Coal	52.33	8.94	43.39	44.83	8.88	35.95
Other Products	696.34	284.95	411.39	749.00	294.16	454.84
<b>TOTAL</b>	<b>1,229.31</b>	<b>294.85</b>	<b>934.46</b>	<b>1,202.10</b>	<b>304.00</b>	<b>898.10</b>





# BHARAT COKING COAL LIMITED

## (A Miniratna Company)

**NOTES TO THE FINANCIAL STATEMENTS**
**NOTE 13 : TRADE RECEIVABLES**

(₹ ' Crore)

	As at			
	31.03.2023		31.03.2022	
<b>Current</b>				
Trade receivables <sup>3</sup>				
- Secured, considered good <sup>4</sup>	6.67		6.67	
- Unsecured, considered good <sup>5</sup>	1,244.48		1,030.34	
- Have significant increase in credit risk	-		-	
- Credit impaired	362.40	1,613.55	378.57	1,415.58
Less : Allowance for bad & doubtful debts	362.40	362.40	378.57	378.57
<b>TOTAL</b>		<b>1,251.15</b>		<b>1,037.01</b>

**Note :**

- 2 For dues from directors - Refer Note 38(7)(f)
- 3 Trade Receivables is net off of Provision for Coal Quality Variance amounting to ₹95.40 Crore (P/Y ₹187.07 Crore).
- 4 Trade Receivables- Secured: are secured against Bank guarantee amounting to ₹6.67 Crore (P/Y ₹6.67 Crore).
- 5 Trade Receivables: Unsecured considered good includes an amount of ₹139.42 Crore (P/Y ₹126.81 Crore) receivable from SAIL on account of Bazaar Fee with a corresponding outstanding Statutory Liability. SAIL has filed a petition in Hon'ble High Court of Jharkhand in respect of such demand of Market fee on several grounds.

**Trade Receivables ageing schedule as on 31.03.2023:**

(₹ ' Crore)

Particulars	Outstanding for following periods from transaction date					Total
	Less than 6 months	6 months 1 year	1-2 years	2-3 years	More than 3 years	
(i) Undisputed Trade receivables – considered good	1,103.10	19.63	9.93	6.78	111.71	1,251.15
(ii) Undisputed Trade Receivables - which have significant increase in credit risk						
(iii) Undisputed Trade Receivables – credit impaired	-	-	-	-	-	-
(iv) Disputed Trade Receivables– considered good	-	-	-	-	-	-
(v) Disputed Trade Receivables - which have significant increase in credit risk						
(vi) Disputed Trade Receivables – credit impaired	30.32	18.04	76.30	57.96	179.78	362.40
<b>Total</b>	<b>1,133.42</b>	<b>37.67</b>	<b>86.23</b>	<b>64.74</b>	<b>291.49</b>	<b>1,613.55</b>
<b>Allowance for bad &amp; doubtful debts</b>	30.32	18.04	76.30	57.96	179.78	362.40
<b>Expected credit losses (Loss allowance provision) - %</b>	<b>2.68%</b>	<b>47.89%</b>	<b>88.48%</b>	<b>89.53%</b>	<b>61.68%</b>	<b>22.46%</b>

**Trade Receivables ageing schedule as on 31.03.2022:**

(₹' Crore)

Particulars	Outstanding for following periods from transaction date					Total
	Less than 6 months	6 months 1 year	1-2 years	2-3 years	More than 3 years	
(i) Undisputed Trade receivables – considered good	880.02	40.93	6.89	5.12	104.05	1,037.01
(ii) Undisputed Trade Receivables - which have significant increase in credit risk						
(iii) Undisputed Trade Receivables – credit impaired	-	-	-	-	-	-
(iv) Disputed Trade Receivables– considered good	-	-	-	-	-	-
(v) Disputed Trade Receivables - which have significant increase in credit risk						
(vi) Disputed Trade Receivables – credit impaired	86.91	23.46	8.02	86.64	173.54	378.57
<b>Total</b>	<b>966.93</b>	<b>64.39</b>	<b>14.91</b>	<b>91.76</b>	<b>277.59</b>	<b>1,415.58</b>
<b>Unbilled dues</b>						
<b>Allowance for bad &amp; doubtful debts</b>	<b>86.91</b>	<b>23.46</b>	<b>8.02</b>	<b>86.64</b>	<b>173.54</b>	<b>378.57</b>
<b>Expected credit losses (Loss allowance provision) - %</b>	<b>8.99%</b>	<b>36.43%</b>	<b>53.79%</b>	<b>94.42%</b>	<b>62.52%</b>	<b>26.74%</b>



# BHARAT COKING COAL LIMITED

## (A Miniratna Company)

### NOTES TO THE FINANCIAL STATEMENTS

#### NOTE 14 : CASH AND CASH EQUIVALENTS

(₹' Crore)

		As at	
		31.03.2023	31.03.2022
(a)	Balances with Banks		
	- in Deposit Accounts	63.00	545.00
	- in Current Accounts	-	
	Interest Bearing (CLTD)	22.74	8.30
	Non-Interest Bearing	4.90	41.35
	- in Cash Credit Accounts	33.70	-
(b)	Bank Balances outside India	-	-
(c)	ICDs with Primary Dealers	420.00	
(d)	Cheques, Drafts and Stamps in hand	0.08	-
(e)	Cash on hand	-	-
(f)	Cash on hand outside India	-	-
(g)	Others e-procurement account/GeM account/Imprest balances 2&3	42.20	22.68
	<b>TOTAL</b>	<b>586.62</b>	<b>617.33</b>

#### Note :

- Cash and cash equivalents comprises cash on hand and at bank, sweep accounts and term deposits held with banks with original maturity of three months or less.
- Includes ₹0.50 Crore (P/Y ₹0.31 Crore) lying in Axis bank against EMD Pool Account.
- Includes ₹41.68 Crore (P/Y ₹22.37 Crore) lying in State Bank of India against GEM Pool Account.
- ICDs with Primary Dealers are Inter-Corporate Deposits accepted by the Primary Dealers with an original maturity between 7 to 15 days.



# BHARAT COKING COAL LIMITED

## (A Miniratna Company)

**NOTES TO THE FINANCIAL STATEMENTS**

**NOTE 15 : OTHER BANK BALANCES**

(₹' Crore)

	As at	
	31.03.2023	31.03.2022
Balances with Banks		
Deposit accounts	560.00	
Deposit accounts for specific purpose <sup>2&amp;3</sup>	7.58	7.24
Mine Closure Plan	-	-
CSR Fund for Ongoing Projects	-	-
Shifting and Rehabilitation Fund scheme	-	-
Escrow Account for buyback of shares	-	-
Unpaid dividend accounts	-	-
Dividend accounts	-	-
<b>TOTAL</b>	<b>567.58</b>	<b>7.24</b>

**Note :**

1. Other Bank Balances comprise term deposits and other bank deposits with original maturity of more than 3 months but less than 12 months.
2. Deposit Accounts for specific purpose includes Fixed Deposit (incl. accrued interest) of ₹3.75 Crore pledged with different Banks as margin money for Bank guarantee.
3. An amount of ₹1.50 Cr. was realised from the explosive suppliers for the period from 01.03.2006 to 30.06.2006 on account of price differences. In the light of the decision given by the Hon'ble High Court, Kolkata, the amount was deposited as Fixed Deposit with different Banks at different rates of interest on each maturity. The last Matured value of ₹3.73 Cr. (excl accrued interest of ₹0.10 Cr) was further re-deposited at Uco Bank on 02.11.2022 @ 7.20% interest p.a. The difference between accrued interest on the said Fixed Deposit and interest @12% p.a. which might be payable in future in view of Hon'ble High Court order amounting to ₹3.50 Cr. has been considered as contingent liability upto 31.03.2023.



# BHARAT COKING COAL LIMITED

## (A Miniratna Company)

**NOTES TO THE FINANCIAL STATEMENTS**
**NOTE 16 : EQUITY SHARE CAPITAL**

(₹' Crore)

	As at	
	31.03.2023	31.03.2022
<b>Authorised</b>		
5,10,00,000 (P/Y 5,10,00,000) Equity Shares of ₹1000/- each <sup>2</sup>	5,100.00	5,100.00
	<b>5,100.00</b>	<b>5,100.00</b>
<b>Issued, Subscribed and Paid-up</b>		
1. 2,03,30,126 Equity Shares of ₹1000/- each fully paid up in cash	2,033.01	2,033.01
2. 2,62,39,874 (P/Y 2,62,39,874) Equity Shares of ₹1000/- each allotted as fully paid up for consideration received other than cash <sup>3</sup>	2,623.99	2,623.99
<b>TOTAL</b>	<b>4,657.00</b>	<b>4,657.00</b>

**Note :**

1. Shares in the company held by each shareholder holding more than 5% Shares

Name of Shareholder/Promoter	No.of Shares held (Face value of ₹ 1000 each)	% of Total Shares	% Change during the year
Coal India Limited (Holding Company)	46570000	100	0.00

2. There is no movement in the equity share capital held by Coal India Limited (100%) during the current period. For details, refer to Note No 38.15.n: Change in Capital Structure.
3. The Company has only one class of equity shares having a face value ₹1000/- per share. The holders of the equity shares are entitled to receive dividends as declared from time to time and are entitled to voting rights proportionate to their share holding at the meeting of shareholders.
4. Reconciliation of equity shares outstanding at the beginning and at the end of reporting period:-

(₹' Crore)

Particular	Number of Share	Amount
Balance as on 01.04.2019	2,11,80,000	2118.00
Add: Shares issued due to conversion of Preference Shares into Equity Shares by the company during FY 2019-20	2,53,90,000	2539.00
Balance as on 31.03.2020	4,65,70,000	4657.00
Change during FY 2020-21	-	-
Balance as on 31.03.2021	4,65,70,000	4657.00
Change during FY 2021-22	-	-
Balance as on 31.03.2022	4,65,70,000	4657.00
Change during FY 2022-23	-	-
<b>Balance as on 31.03.2023</b>	<b>4,65,70,000</b>	<b>4657.00</b>



# BHARAT COKING COAL LIMITED

## (A Miniratna Company)

**NOTES TO THE FINANCIAL STATEMENTS**
**NOTE 17 : OTHER EQUITY**

(₹' Crore)

	Other Reserves		General Reserve	Retained Earnings	Other Comprehensive Income	Total
	Capital Redemption reserve	Capital reserve				
<b>Balance as at 01.04.2021</b>	-	-	140.99	(1,783.38)	74.20	(1,568.19)
Changes in accounting policy	-	-	-	-	-	-
Prior period errors	-	-	-	-	-	-
<b>Restated balance as at 01.04.2021</b>	-	-	140.99	(1,783.38)	74.20	(1,568.19)
Additions during the year	-	-	-	-	-	-
Adjustments during the year	-	-	-	-	-	-
Profit for the Period	-	-	-	111.62	73.34	184.96
<b>Appropriations</b>	-	-	-	-	-	-
Transfer to/from General reserve	-	-	-	-	-	-
Transfer to/from Retained Earnings	-	-	-	-	-	-
Interim Dividend	-	-	-	-	-	-
Final Dividend	-	-	-	-	-	-
Corporate Dividend tax	-	-	-	-	-	-
<b>Balance as at 31.03.2022</b>	-	-	140.99	(1,671.76)	147.54	(1,383.23)
<b>Balance as at 01.04.2022</b>	-	-	140.99	(1,671.76)	147.54	(1,383.23)
Additions during the year	-	-	-	-	-	-
Adjustments during the year	-	-	-	-	-	-
Changes in accounting policy or prior period errors	-	-	-	-	-	-
Profit for the Period	-	-	-	645.01	(134.65)	510.36
<b>Appropriations</b>	-	-	-	-	-	-
Transfer to/from General reserve	-	-	-	-	-	-
Transfer to/from Retained Earnings	-	-	-	-	-	-
Interim Dividend	-	-	-	-	-	-
Final Dividend	-	-	-	-	-	-
Corporate Dividend tax	-	-	-	-	-	-
Buyback of Equity Shares	-	-	-	-	-	-
Tax on Buyback	-	-	-	-	-	-
<b>Balance as at 31.03.2023</b>	-	-	140.99	(1,026.75)	12.89	(872.87)



# BHARAT COKING COAL LIMITED

(A Miniratna Company)

## NOTES TO THE FINANCIAL STATEMENTS

### NOTE 18 : BORROWINGS

(₹' Crore)

	As at	
	31.03.2023	31.03.2022
<b>Non-Current</b>		
<b>Term Loans</b>		
-From Banks	-	-
-From Other Parties	-	-
Liability Component of Compound Financial Instrument	-	-
<b>TOTAL</b>	-	-
<b>CLASSIFICATION</b>		
Secured	-	-
Unsecured	-	-
<b>Current</b>		
<b>Loans repayable on demand</b>		
<b>From Bank</b>		
-Bank Overdrafts	-	-
-Other Loan from Banks <sup>1-3</sup>	-	-
From Other Parties	-	-
Current Maturities of long-term borrowings	-	-
<b>TOTAL</b>	-	-
<b>CLASSIFICATION</b>		
Secured	-	-
Unsecured	-	-

#### Note :

- Working Capital sanctioned demand loan limit (unsecured) of ₹850.00 crore (P/Y ₹2000.00 crore) from HDFC Bank. Out of this utilised ₹0.00 crore (P/Y ₹0.00 crore).
- Short term loan sanctioned limit (unsecured) of ₹50.00 crore (P/Y ₹50.00 crore) from ICICI Bank. Out of this utilised ₹0.00 crore (P/Y ₹0.00 crore).
- Working Capital sanctioned demand loan limit (unsecured) of ₹200.00 crore (P/Y ₹200.00 crore) from Axis Bank. Out of this utilised ₹0.00 crore (P/Y ₹0.00 crore).
- Loan has not been guaranteed by directors or others.
- There is no secured loan as on 31.03.2023
- All WCDL limits are unsecured.



# BHARAT COKING COAL LIMITED

## (A Miniratna Company)

**NOTES TO THE FINANCIAL STATEMENTS**
**NOTE 19 :TRADE PAYABLES**

(₹' Crore)

	As at	
	31.03.2023	31.03.2022
<b>Current</b>		
Micro, Small and Medium Enterprises	13.57	25.40
Other than Micro, Small and Medium Enterprises <sup>1</sup>	899.34	774.86
<b>TOTAL</b>	<b>912.91</b>	<b>800.26</b>

**Note :**

Total outstanding dues of Micro & Small Enterprises	31.03.2023	31.03.2022
1. Principal & Interest amount remaining unpaid but not due	13.57	25.40
2. Interest paid by the Company in terms of Section 16 of Micro, Small and Medium Enterprises Development Act, 2006, along with the amount of the payment made to the supplier beyond the appointed day during the period	-	-
3. Interest due and payable for the period of delay in making payment (which have been paid but beyond the appointed day during the year) but without adding the interest specified under Micro, Small and Medium Enterprises Development Ac, 2006	-	-
4. Interest accrued and remaining unpaid as at period end	-	-
5. Further interest remaining due and payable even in the succeeding years, untill such date when the interest dues as above are actually paid to the small enterprise.	-	-

**1. Trade Payables aging schedule as on 31.03.2023**

(₹' Crore)

Particulars	Outstanding for following periods from transaction date				
	Less than 1 year	1-2 years	2-3 years	More than 3 years	Total
(i) MSME	13.57	0.00	-	-	13.57
(ii) Others	726.68	95.27	18.50	58.89	899.34
(iii) Disputed dues - MSME	-	-	-	-	-
(iv) Disputed dues - Others	-	-	-	-	-
(v) Unbilled Dues	-	-	-	-	-
<b>Total</b>	<b>740.25</b>	<b>95.27</b>	<b>18.50</b>	<b>58.89</b>	<b>912.91</b>

**2. Trade Payables aging schedule as on 31.03.2022**

(₹' Crore)

Particulars	Outstanding for following periods from transaction date				
	Less than 1 year	1-2 years	2-3 years	More than 3 years	Total
(i) MSME	25.40	-	-	-	25.40
(ii) Others	659.82	41.99	5.06	67.99	774.86
(iii) Disputed dues - MSME	-	-	-	-	-
(iv) Disputed dues - Others	-	-	-	-	-
(v) Unbilled Dues	-	-	-	-	-
<b>Total</b>	<b>685.22</b>	<b>41.99</b>	<b>5.06</b>	<b>67.99</b>	<b>800.26</b>





# BHARAT COKING COAL LIMITED

(A Miniratna Company)

## NOTES TO THE FINANCIAL STATEMENTS

### NOTE 20 : OTHER FINANCIAL LIABILITIES

(₹' Crore)

	As at	
	31.03.2023	31.03.2022
<b>Non Current</b>		
Security Deposits	290.32	276.83
Others	6.19	6.88
<b>TOTAL</b>	<b>296.51</b>	<b>283.71</b>

<b>Current</b>		
Surplus Fund from Subsidiaries		
<b>Current Account with</b>		
- CIL	395.46	371.01
- IICM	-	-
Unpaid dividends	395.46	371.01
Security Deposits	118.95	180.45
Earnest Money	76.64	35.65
Capital Expenditure	50.00	93.58
Liability for Employee Benefits	761.13	822.63
Others	46.22	3.69
<b>TOTAL</b>	<b>1,448.40</b>	<b>1,507.01</b>

#### Note:

- Others above includes unspent CSR expenses (Refer Annexure to Note - 29 CSR Expenses)



# BHARAT COKING COAL LIMITED

## (A Miniratna Company)

**NOTES TO THE FINANCIAL STATEMENTS**

**NOTE 21 : PROVISIONS**

(₹' Crore)

	As at	
	31.03.2023	31.03.2022
<b>Non Current</b>		
<b>Employee Benefits</b>		
- Gratuity	601.63	627.26
- Leave Encashment	420.31	404.25
- Post Retirement Medical Benefits	301.33	458.62
- Other Employee Benefits	40.33	42.13
<b>Other Provisions</b>	1,363.60	1,532.26
Site Restoration /Mine Closure <sup>1 &amp; 2</sup>	528.10	483.35
Stripping Activity Adjustment	221.28	(480.02)
Others	-	-
<b>TOTAL</b>	<b>2,112.98</b>	<b>1,535.59</b>

**Note:**

**"Note: 1. Provision for Site Restoration/Mine Closure**

The company's obligation for land reclamation and decommissioning of structures consists of spending at both surface and underground mines in accordance with the guidelines from Ministry of Coal, Government of India. The estimate of obligation for Mine Closure, Site Restoration and Decommissioning based upon detailed calculation and technical assessment of the amount and timing of the future cash spending to perform the required work. Mine Closure expenditure is provided as per approved Mine Closure Plan. The estimates of expenses are escalated for inflation, and then discounted at a discount rate (@8%) that reflects current market assessment of the time value of money and the risks, such that the amount of provision reflects the present value of the expenditures expected to be required to settle the obligation. The value of the provision is progressively increased over time as the effect of discounting unwinds; creating an expense recognised as financial expenses. In reference to above guidelines for preparation of mine closure plan, an escrow account has been opened. (Refer Note - 9)"

Reconciliation of Reclamation of Land/ Site restoration /Mine Closure :	31.03.2023	31.03.2022
Gross value of Site Restoration Provision on Opening date	483.35	482.39
Add: Provision for Capitalisation during the year	11.41	14.16
Add: Unwinding of discount charged For Current Year	39.88	37.62
Less: Adjustment during Current Year	6.54	43.35
Less: Amount Withdrawn during Current Year	0.00	7.47
<b>Mine Closure Provision on Closing date</b>	<b>528.10</b>	<b>483.35</b>

(₹' Crore)

	As at	
	31.03.2023	31.03.2022
<b>Current</b>		
<b>Employee Benefits</b>		
- Gratuity	331.65	279.45
- Leave Encashment	63.61	42.62
- Post Retirement Medical Benefits	32.51	27.82
- Ex- Gratia	327.80	286.95
- Performance Related Pay	202.51	156.21
- Other Employee Benefits	1,472.66	239.73
	2,430.74	1,032.78
<b>Other Provisions</b>		
Site Restoration /Mine Closure	-	-
Others	-	-
<b>TOTAL</b>	2,430.74	1,032.78

1. Pending finalization of the National Coal Wages Agreement (NCWA-XI) for Non-Executives, considering the total impact of the increase in all elements of salary & wages an estimated provision of ₹1446.91 Crore @ ₹19,100/- per employee (Non-Executive) per month has been recognised for the period from 01.07.2021 to 31.03.2023



# BHARAT COKING COAL LIMITED

(A Miniratna Company)

## NOTES TO THE FINANCIAL STATEMENTS

### NOTE 22 : OTHER NON CURRENT LIABILITIES

(₹' Crore)

	As at	
	31.03.2023	31.03.2022
Shifting & Rehabilitation Fund	147.56	471.56
Deferred Income <sup>1&amp;2</sup>	1.98	2.75
Others	0.28	-
<b>TOTAL</b>	<b>149.82</b>	<b>474.31</b>

#### Note:

- Capital Assistance of ₹1.37 crore received from MOC through CIL against Construction of Railway Siding at EJ Area. The Railway Siding has been capitalised during FY 2021-22 and accordingly till date out of the Capital Assistance ₹0.18 crore has been amortised through Other Income on year-to-year basis. During the current period, proportionate amount of ₹ 0.09 crore (PY ₹0.09 crore) against Railway Sidings has been amortised through Other Income. Further, out of the balance amount, ₹0.09 crore which will be adjusted during the next one year has been shown under Current liabilities.
- Capital Assistance of ₹4.71 crore received from MOC through CIL against Tele-monitoring & Man-riding system at WJ Area. Tele-monitoring system has been capitalised and accordingly till date out of the Capital Assistance pertaining to Tele-monitoring ₹3.14 crore has been amortised through Other Income on year-to-year basis. Man-riding system is still under Capital WIP and accordingly capital assistance pertaining to this is lying under Deferred Income. During the current period, proportionate amount of ₹0.69 crore (PY ₹0.69 crore) against Tele-monitoring system has been amortised through Other Income. Further, out of the balance amount, ₹0.69 crore which will be adjusted during the next one year has been shown under Current liabilities.



# BHARAT COKING COAL LIMITED

(A Miniratna Company)

## NOTES TO THE FINANCIAL STATEMENTS

### NOTE 23 : OTHER CURRENT LIABILITIES

(₹ ' Crore)

	As at	
	31.03.2023	31.03.2022
Statutory Dues <sup>1&amp;2</sup>	850.27	816.54
Advance for Coal Import	-	
Advance from customers / others	1,102.16	1,150.94
Cess Equalization Account <sup>3</sup>	14.86	61.09
Others liabilities <sup>4</sup>	1.34	29.69
<b>TOTAL</b>	<b>1,968.63</b>	<b>2,058.26</b>

#### Note:

1. Statutory Dues is net of receivable and payable.
2. Statutory Dues include Bazaar Fee amounting to ₹171.74 Cr. as on 31.03.2023 (P/Y ₹150.44 Cr) which includes (i) total liability accrued except SAIL during the period from Jan-March 2023 amounting to ₹32.32 Crore and (ii) un-realised amount of Bazaar Fee upto March 2023 from SAIL not yet paid ₹139.42 Crore.
3. In case of CV Area (WB Portion) in the process of making payment of Cess on the annual value of coal bearing land based on the average production of preceding two years valuing at a rate prevailing as on 1st April of each year and realisation made from customers on the value of despatches of Coal considering the sale price prevailing on 31st March of the previous financial year, there remains a balance payable amounting to ₹14.86 Crores (P/Y ₹61.09 Crores) which has been shown under Cess Equalization Account.
4. Refer Footnote 1 & 2 of Note-22.



# BHARAT COKING COAL LIMITED

## (A Miniratna Company)

### NOTES TO THE FINANCIAL STATEMENTS

#### NOTE 24 : REVENUE FROM OPERATIONS

(₹' Crore)

	Year Ended		Year Ended	
	31.03.2023		31.03.2022	
<b>A. Sale of Coal</b>	16,337.56		12,867.34	
Less : Statutory Levies	4,004.22		3,421.76	
<b>Sales- Net (A)</b>		<b>12,333.34</b>		<b>9,445.58</b>
<b>B. Other Operating Revenue</b>				
Subsidy for Sand Stowing & Protective Works		-		-
Loading and additional transportation charges	774.24		521.74	
Less : Statutory Levies	41.05	733.19	24.96	496.78
Evacuation facilitating Charges	225.26		194.82	
Less: Statutory Levies	10.86	214.40	9.32	185.50
<b>Other Operating Revenue (Net) (B)</b>		<b>947.59</b>		<b>682.28</b>
<b>Revenue from Operations (A+B)</b>		<b>13,280.93</b>		<b>10,127.86</b>

**Note:**

1. Sales includes ₹577.49 Crores (P/Y ₹76.40 Crores) as performance billed incentive under fuel supply agreement.
2. Raw Coal Sale has been increased/(decreased) by upgradation/(degradation) of grade amounting to ₹(90.71) Crores (P/Y ₹(80.60) Crores) due to debit/credit note issued/being issued to the parties.
3. Raw Coal Sale includes E-Auction quantity of 15.70 LT (P/Y 13.55 LT) and E-Auction gain of ₹607.62 Crores (P/Y ₹196.25 Crores).
4. Sale of Coal above has been increased/(decreased) by estimated Coal Quality Variance (Net of reversal) of amounting to ₹91.67 Crore (P/Y ₹(63.83) Crore).
5. Disaggregated Revenue as per Ind AS 115 has been given in Additional Notes to Financial Statements (Note No 38) vide item no. 15.i.iv.



# BHARAT COKING COAL LIMITED

## (A Miniratna Company)

**NOTES TO THE FINANCIAL STATEMENTS**
**NOTE 25 : OTHER INCOME**

(₹' Crore)

	Year Ended	Year Ended
	31.03.2023	31.03.2022
Interest Income <sup>1</sup>	59.08	22.56
Dividend Income From Investment in Subsidiaries	-	-
Dividend Income from Mutual funds	-	-
<b>Others Non-operating Income</b>		
Profit on Sale of Assets	2.31	0.18
Gain on Foreign exchange Transactions	-	-
Gain on Sale of Mutual Fund	7.61	-
Lease Rent	0.03	4.63
Liability / Provision Write Backs	240.80	331.99
Fair value changes (net)	0.11	-
Miscellaneous Income <sup>2</sup>	107.38	92.61
<b>TOTAL</b>	<b>417.32</b>	<b>451.97</b>

1. Includes interest on excise duty refund ₹0.00 crores (C/Y ₹0.74 crores)

2. Includes amortisation of Deferred Income (Capital grant) of ₹0.78 crores (C/P ₹0.52 crores).

**NOTES TO THE FINANCIAL STATEMENTS**
**NOTE 26 : COST OF MATERIALS CONSUMED**

(₹' Crore)

	Year Ended	Year Ended
	31.03.2023	31.03.2022
Explosives	531.99	280.22
Timber	0.54	0.29
Oil & Lubricants	372.85	286.96
HEMM Spares	46.59	31.30
Other Consumable Stores & Spares	37.85	35.86
<b>TOTAL</b>	<b>989.82</b>	<b>634.63</b>



# **BHARAT COKING COAL LIMITED**

## **(A Miniratna Company)**

**NOTES TO THE FINANCIAL STATEMENTS**

**NOTE 27 :CHANGES IN INVENTORIES OF FINISHED GOODS/WORK IN PROGRESS**

(₹' Crore)

	<b>Year Ended</b>	<b>Year Ended</b>
	<b>31.03.2023</b>	<b>31.03.2022</b>
Opening Stock of Coal	898.10	1,126.84
Stock brought to Revenue	-	-
Closing Stock of Coal	920.97	898.10
<b>Change in Inventory of Coal (A)</b>	<b>(22.87)</b>	<b>228.74</b>
Opening Stock of Workshop made finished goods, WIP and Press Jobs	3.13	3.52
Closing Stock of Workshop made finished goods, WIP and Press Jobs	3.79	3.13
<b>Change in Inventory of Workshop (B)</b>	<b>(0.66)</b>	<b>0.39</b>
<b>Change in Inventory of Stock in trade (A+B){Decretion / (Accretion)}</b>	<b>(23.53)</b>	<b>229.13</b>

**NOTES TO THE FINANCIAL STATEMENTS**

**NOTE 28 : EMPLOYEE BENEFITS EXPENSES**

(₹' Crore)

	<b>Year Ended</b>	<b>Year Ended</b>
	<b>31.03.2023</b>	<b>31.03.2022</b>
Salary and Wages (incl. Allowances and Bonus etc.) <sup>1</sup>	5,670.31	4,504.03
Contribution to P.F. & Other Funds	1,404.23	1,056.19
Staff Welfare Expenses	283.58	228.10
<b>TOTAL</b>	<b>7,358.12</b>	<b>5,788.32</b>

**Note :**

1. Refer Note No 21 (Other Employee Benefits: Current) for NCWA XI Provision.





# BHARAT COKING COAL LIMITED

(A Miniratna Company)

## NOTES TO THE FINANCIAL STATEMENTS

### NOTE 29 : CORPORATE SOCIAL RESPONSIBILITY EXPENSE

(₹' Crore)

	Year Ended	Year Ended
	31.03.2023	31.03.2022
CSR Expenses	13.36	2.99
<b>TOTAL</b>	<b>13.36</b>	<b>2.99</b>

#### NOTE:-

#### A. Activity wise break-up of CSR Expenses (incl. excess spent):

(₹' Crore)

Eradicating hunger, poverty and malnutrition	9.30	2.82
Promoting education, including special education and employment enhancing vocational skills	3.88	0.17
Gender equality and measures for reducing inequalities faced by socially and economically backward groups	-	
Environmental Sustainability	-	
Protection of National heritage, art and culture	-	
Benefit of Armed forces veterancs, war widows and their dependents	-	
Training to promote rural sports, nationally recognised sports, paralympic sports and olympic sports	-	
Contribution to fund set up by the Central Government for socio economic development	-	
Contribution to incubators or research and development projects	-	
Contributons to Universities and Research Institutes	-	
Rural development projects	0.18	
Slum area development	-	
Disaster Management, including relief, rehabilitation and reconstruction activities	-	
<b>Total</b>	<b>13.36</b>	<b>2.99</b>

#### B. CSR required to be spent and CSR Expenditure Break-up:

a) Amount required to be spent during the year	6.10	4.93
b) Amount approved by the Board to be spent during the year	11.42	4.93
<b>c) Amount spent during the year on:</b>		
(i) Construction/Acquisition of any Asset	-	-
(ii) on purposes other than (i) above	11.42	2.99

**C. Unspent amount Other than ongoing Project [Section 135(5)]**

(₹ ' Crore)					
	Opening Balance	Amount Deposited in Specified Fund of Schedule VII within 6 months	Amount required to be spent during the year	Amount spent during the year	Closing Balance
Unspent amount Other than ongoing Project	0.00	0.00	0.00	0.00	0.00

**D. Excess amount spent [Section 135(5)]**

Year-wise details	Opening Balance	Amount required to be spent during the year	Amount spent during the year	Closing Balance
2022-23	-	-	-	-
2021-22	-	-	-	-

**E. Unspent Ongoing Projects [Section 135(6)]**

Year-wise details	Opening Balance		Amount required to be spent during the year	Amount spent during the year		Closing Balance	
	With Company	In separate CSR Unspent A/c		From Company's Bank A/c	From Separate CSR Unspent A/c	With Company	In separate CSR Unspent A/c
2022-23	0.00	1.94	11.42	8.50	1.94	2.92	-
2021-22	0.00	0.00	4.93	2.99	0.00	0.00	1.94
<b>Total</b>	-	<b>1.94</b>	<b>16.35</b>	<b>11.49</b>	<b>1.94</b>	<b>2.92</b>	<b>1.94</b>

**F. Provision for Liability of CSR Expenses**

	Opening Balance	Addition during the period	Adjustment during the year	Closing Balance
Provision for Liability of CSR Expenses (included in Other Trade payables - Note No. 19)	7.50	4.86	2.36	10.00

**G. Reconciliation of CSR Expenses recognised and CSR Expenses spent**

	2022-23	2021-22
CSR Expenses Spent	10.44	2.99
Less: Excess carried forward/(Utilised) during the year	-	-
Add: Unspent CSR expense on ongoing projects	2.92	-
Add: Unspent CSR expense on other than ongoing	-	-
<b>Amount recognised in P&amp;L</b>	<b>13.36</b>	<b>2.99</b>



# **BHARAT COKING COAL LIMITED**

**(A Miniratna Company)**

**NOTES TO THE FINANCIAL STATEMENTS**

**NOTE 30 : REPAIRS**

(₹' Crore)

	<b>Year Ended</b>	<b>Year Ended</b>
	<b>31.03.2023</b>	<b>31.03.2022</b>
Building	44.57	34.94
Plant & Machinery	67.62	105.59
Others	4.92	4.11
<b>TOTAL</b>	<b>117.11</b>	<b>144.64</b>

**NOTES TO THE FINANCIAL STATEMENTS**

**NOTE 31 : CONTRACTUAL EXPENSES**

(₹' Crore)

	<b>Year Ended</b>	<b>Year Ended</b>
	<b>31.03.2023</b>	<b>31.03.2022</b>
Transportation Charges	336.11	320.32
Wagon Loading	31.48	19.33
Hiring of Plant and Equipments	1,751.16	1,431.49
Other Contractual Work	272.60	190.97
<b>TOTAL</b>	<b>2,391.35</b>	<b>1,962.11</b>



# BHARAT COKING COAL LIMITED

## (A Miniratna Company)

**NOTES TO THE FINANCIAL STATEMENTS**

**NOTE 32 : FINANCE COSTS**

(₹' Crore)

	Year Ended 31.03.2023	Year Ended 31.03.2022
<b>Interest Expenses</b>		
Unwinding of discounts	55.69	48.60
Funds parked within Group	-	-
Fair value changes (net)	-	-
Other Borrowing Costs	-	29.15
<b>TOTAL</b>	<b>55.69</b>	<b>77.75</b>

**NOTES TO THE FINANCIAL STATEMENTS**

**NOTE 33 : PROVISIONS**

(₹' Crore)

	Year Ended 31.03.2023	Year Ended 31.03.2022
Doubtful debts	16.16	23.21
Doubtful Advances & Claims	0.72	-
Stores & Spares	1.38	13.36
Others	-	-
<b>TOTAL</b>	<b>18.26</b>	<b>36.57</b>



# BHARAT COKING COAL LIMITED

(A Miniratna Company)

NOTES TO THE FINANCIAL STATEMENTS

NOTE 34 : WRITE OFF ( Net of past provisions )

(₹' Crore)

	Year Ended		Year Ended	
	31.03.2023		31.03.2022	
Doubtful debts	-	-	16.58	-
Less :- Provided earlier	-	-	16.58	-
Doubtful advances	-	-	-	-
Less :- Provided earlier	-	-	-	-
Others	-	-	-	-
Less :- Provided earlier	-	-	-	-
TOTAL	-	-	-	-



# BHARAT COKING COAL LIMITED

## (A Miniratna Company)

**NOTES TO THE FINANCIAL STATEMENTS**
**NOTE 35 : OTHER EXPENSES**

(₹' Crore)

	Year Ended 31.03.2023	Year Ended 31.03.2022
Travelling expenses	14.02	4.56
Training Expenses	8.04	5.25
Telephone & Internet	10.25	2.16
Advertisement & Publicity	3.12	1.15
Freight Charges	33.82	28.32
Demurrage	21.94	11.72
Security Expenses	359.54	312.33
Service Charges of CIL	36.18	30.51
Consultancy Charges to CMPDIL	56.23	17.73
Legal Expenses	5.60	2.10
Consultancy Charges	2.43	2.51
Under Loading Charges	55.58	71.62
Loss on Sale/Discard/Surveyed of Assets	1.73	2.49
Auditor's Remuneration & Expenses		
For Audit Fees	0.44	0.44
For Taxation Matters	0.02	0.02
For Other Services	-	-
For Reimbursement of Exps.	0.21	0.17
Internal & Other Audit Expenses	3.38	3.18
Rehabilitation Charges	21.34	19.39
Lease Rent, Dead Rent & Hiring Charges	40.12	26.41
Rates & Taxes	265.50	248.76
Insurance	1.71	1.14
Loss on Exchange rate variance	-	-
Other Rescue/Safety Expenses	2.96	1.81
Siding Maintenance Charges	12.13	5.43
R & D expenses	-	-
Environmental & Tree Plantation Expenses	3.52	7.76
Expenses on Buyback of shares	-	-
Donations, Rewards & Grant	0.08	0.04
Miscellaneous expenses	70.01	57.36
<b>TOTAL</b>	<b>1,029.90</b>	<b>864.36</b>



# BHARAT COKING COAL LIMITED

(A Miniratna Company)

## NOTES TO THE FINANCIAL STATEMENTS

### NOTE 36 : TAX EXPENSE

(₹' Crore)

	Year Ended 31.03.2023	Year Ended 31.03.2022
Current Year	1.31	-
Deferred tax	(143.44)	79.69
Earlier Years	-	-
<b>TOTAL</b>	<b>(142.13)</b>	<b>79.69</b>

#### Note:

Reconciliation of tax Expenses and the accounting profit multiplied by India's domestic Tax rate for 31.03.2023

(₹' Crore)

	31.03.2023	31.03.2022
<b>Profit/(Loss) before tax</b>	<b>502.88</b>	<b>191.31</b>
At India's Statutory Income tax rate of	25.17%	25.17%
Income Tax Expenses	1.31	-
Less: Income exempt form Tax	-	-
Less: Additional expenses allowed for tax purposes	-	-
Add: Non-deductible expenses for tax purposes	-	-
Add: Adjustment for earlier years	-	-
Adj: Deferred Tax Liability/(Asset)	(143.44)	79.69
<b>Income Tax Expenses reported in statement of Profit &amp; Loss</b>	<b>(142.13)</b>	<b>79.69</b>
<b>Effective Income Tax Rate :</b>	<b>-28.26%</b>	<b>41.65%</b>

#### Deferred tax relates to following:

(₹' Crore)

	31.03.2023	31.03.2022
<b>Deferred Tax Asset:</b>		
Related to Trade Receivables, claims, etc.	134.52	164.52
Employee Benefits	788.71	259.73
Others (including taxable losses)	387.49	549.95
<b>Total Deferred Tax Asset (A)</b>	<b>1,310.72</b>	<b>974.20</b>
<b>Deferred Tax Liability:</b>		
Related to Property, Plant and Equipment	100.89	40.66
Others	108.73	91.13
<b>Total Deferred Tax Liability (B)</b>	<b>209.62</b>	<b>131.79</b>
<b>Net Deferred Tax Asset (C) (A-B)</b>	<b>1,101.10</b>	<b>842.41</b>
D.Remeasurement of Defined benefit Plan [DTL(+)/DTA(-)]	(45.29)	24.67
<b>Net Deferred Tax Asset/ (Deferred Tax Liability) (C+D)</b>	<b>1,055.81</b>	<b>867.08</b>



# BHARAT COKING COAL LIMITED

## (A Miniratna Company)

**NOTES TO THE FINANCIAL STATEMENTS**

**NOTE 37 : OTHER COMPREHENSIVE INCOME**

(₹' Crore)

	Year Ended 31.03.2023	Year Ended 31.03.2022
<b>(A) (i) Items that will not be reclassified to profit or loss</b>		
Remeasurement of defined benefit plans <sup>1</sup>	(179.94)	98.01
	(179.94)	98.01
<b>(ii) Income tax relating to items that will not be reclassified to profit or loss</b>		
Remeasurement of defined benefit plans <sup>2</sup>	(45.29)	24.67
	(45.29)	24.67
<b>TOTAL (A)</b>	<b>(134.65)</b>	<b>73.34</b>
<b>(B) (i) Items that will be reclassified to profit or loss</b>		
Share of OCI in Joint ventures	-	-
<b>(ii) Income tax relating to items that will be reclassified to profit or loss</b>		
Share of OCI in Joint ventures	-	-
<b>TOTAL (B)</b>	<b>-</b>	<b>-</b>
<b>TOTAL (A+B)</b>	<b>(134.65)</b>	<b>73.34</b>

1. Includes for Gratuity ₹(169.07) Crores (P/Y ₹196.18 Crores) and for post retirement medical benefits ₹(10.87) Crores (C/P ₹(98.17) Crores).
2. Income tax on remeasurement of defined benefit plans includes current tax ₹ 0.00 Crores for the current period ended 31.03.2023 (P/Y ₹ 0.00 Crores) and Deferred tax Asset/(Liability) ₹ (45.29) crores for the current period ended 31.03.2023 (P/Y ₹ 24.67 crores).





## BHARAT COKING COAL LIMITED, DHANBAD

(A Miniratna Company)

### ADDITIONAL NOTES TO FINANCIAL STATEMENTS FOR THE YEAR ENDED 31<sup>st</sup> MARCH, 2023 (NOTE 38)

#### 1. FAIR VALUE MEASUREMENT (IND AS 113)

##### a) FINANCIAL INSTRUMENTS BY CATEGORY

(₹ 'Crore)

	31 <sup>st</sup> March, 2023			31 <sup>st</sup> March, 2022		
	FVTPL	FVTOCI	Amortized cost	FVTPL	FVTOCI	Amortized cost
<b>Financial Assets</b>						
<b>Investments :</b>						
Secured Bonds						
Preference Share in Subsidiary						
Mutual Fund	79.72			0.00		
Loans			0.00			0.00
Deposits & receivable			764.84			643.49
Trade receivables			1251.15			1037.01
Cash & cash equivalents			586.62			617.33
Other Bank Balances			567.58			7.24
<b>Financial Liabilities</b>						
Borrowings			0.00			0.00
Lease Liabilities			212.64			200.28
Trade payables			912.91			800.26
Security Deposit and Earnest money			485.91			492.93
Other Liabilities			<b>1259.00</b>			<b>1297.79</b>

##### b) FAIR VALUE HIERARCHY

Table below shows Judgments and estimates made in determining the fair values of the financial instruments that are (a) recognized and measured at fair value and (b) measured at amortized cost and for which fair values are disclosed in the financial statements. To provide an indication about the reliability of the inputs used in determining fair value, the Company has classified its financial instruments into the three levels prescribed under the accounting standard. An explanation of each level follows underneath the table.

(₹ 'Crore)

Financial assets and liabilities measured at fair value	31 <sup>st</sup> March, 2023			31 <sup>st</sup> March, 2022		
	Level I	Level II	Level III	Level I	Level II	Level III
<b>Financial Assets at FVTPL</b>						
Investments :						
Mutual Fund	79.72			0.00		
<b>Financial Liabilities</b>						
If any item						

(₹ 'Crore)

Financial assets and liabilities measured at amortised cost for which fair values are disclosed at	31 <sup>st</sup> March, 2023			31 <sup>st</sup> March, 2022		
	Level I	Level II	Level III	Level I	Level II	Level III
<b>Financial Assets at FVTPL</b>						
Investments :						
Equity Shares in JV						
Mutual Fund						
Loans			0.00			0.00
Deposits & receivable			764.84			643.49
Trade receivables			1251.15			1037.01
Cash & cash equivalents			586.62			617.33
Other Bank Balances			567.58			7.24
<b>Financial Liabilities</b>						
Borrowings			0.00			0.00
Lease Liabilities			212.64			200.28
Trade payables			912.91			800.26
Security Deposit and Earnest money			485.91			492.93
Other Liabilities			1259.00			1297.79

A brief of each level is given below:

Level 1: Level 1 hierarchy includes financial instruments measured using quoted prices. This includes mutual funds that have quoted price and are valued using the closing NAV.

Level 2: The fair value of financial instruments that are not traded in an active market is determined using valuation techniques which maximize the use of observable market data and rely as little as possible on entity-specific estimates. If all significant inputs required to fair value an instrument are observable, the instrument is included in level 2.

Level 3: If one or more of the significant inputs is not based on observable market data, the instrument is included in level 3. This is the case for unlisted equity securities, preference shares borrowings, security deposits and other liabilities taken included in level 3.

## c) VALUATION TECHNIQUE USED IN DETERMINING FAIR VALUE

Valuation techniques used to value financial instruments include:

- The use of quoted market prices of instruments
- The fair value of the remaining financial instruments is determined using discounted cash flow analysis.

## d) Fair value measurements using significant unobservable inputs. at present there are no fair value measurements using significant unobservable inputs.

## e) FAIR VALUES OF FINANCIAL ASSETS AND LIABILITIES MEASURED AT AMORTISED COST

The carrying amounts of trade receivables, short term deposits, cash and cash equivalents, trade payables are considered to be the same as their fair values, due to their short-term nature.

The Company considers that the "Security Deposits" does not include a significant financing component. The milestone payments (security deposits) coincide with the company's performance and the contract requires amounts to be retained for reasons other than the provision of finance. The withholding of a specified percentage of each milestone payment is intended to protect the interest of the company, from the contractor failing to adequately complete its obligations under the contract'. Accordingly transaction cost of Security deposit is considered as fair value at initial recognition and subsequently measured at amortized cost.

**Significant estimates:** The fair value of financial instruments that are not traded in an active market is determined using valuation techniques. The Company uses its judgment to select a method and makes suitable assumptions at the end of each reporting period.

## 2. FINANCIAL RISK MANAGEMENT

### a) Financial risk management objectives and policies

The Company's principal financial liabilities comprise loans and borrowings, trade and other payables. The main purpose of these financial liabilities is to finance the Company's operations and to provide guarantees to support its operations. The Company's principal financial assets include loans, trade and other receivables, and cash and cash equivalents that is derived directly from its operations.

The Company is exposed to market risk, credit risk and liquidity risk. The Company's senior management oversees the management of these risks. The Company's senior management is supported by a risk committee that advises, inter alia, on financial risks and the appropriate financial risk governance framework for the Company. The risk committee provides assurance to the Board of Directors that the Company's financial risk activities are governed by appropriate policies and procedures and that financial risks are identified, measured and managed in accordance with the Company's policies and risk objectives. The Board of Directors reviews and agrees policies for managing each of these risks, which are summarized below.

The Company is exposed to market risk, credit risk and liquidity risk. This note explains the sources of risk which the entity is exposed to and how the entity manages the risk and the impact of hedge accounting in the financial statements.

<b>Risk</b>	<b>Exposure arising from</b>	<b>Measurement</b>	<b>Management</b>
Credit Risk	Cash and Cash equivalents, trade receivables, financial asset measured at amortised cost .	Ageing analysis	Department of public enterprises (DPE) guidelines, diversification of bank deposits , credit limits and other securities.
Liquidity Risk	Borrowings and other liabilities.	Periodic cash flows	Availability of committed credit lines and borrowing facilities.
Market Risk - foreign exchange	Future commercial transactions, recognised financial assets and liabilities not denominated in INR.	Cash flow forecast sensitivity analysis	Regular watch and review by senior management and audit committee.
Market Risk - interest rate	Cash and Cash equivalents, Bank deposits and mutual funds	Cash flow forecast sensitivity analysis	Department of public enterprises (DPE) guidelines, Regular watch and review by senior management and audit committee.

**b)** The Company risk management is carried out by the board of directors as per DPE guidelines issued by Government of India. The board provides written principals for overall risk management as well as policies covering investment of excess liquidity.

**c) Credit Risk:**

Credit risk arises from cash and cash equivalents, investments carried at amortised cost and deposits with banks and financial institutions, as well as including outstanding receivables.

**i. Credit risk management:**

Macro – economic information (such as regulatory changes) is incorporated as part of the fuel supply agreements (FSAs) and e-auction terms.

**ii. Fuel Supply Agreements**

As contemplated in and in accordance with the terms of the NCDP, Company enters into legally enforceable FSAs with our customers or with State Nominated Agencies that in turn enters into appropriate distribution arrangements with end customers. Our FSAs can be broadly categorized into:

- FSAs with customers in the power utilities sector, including State power utilities, private power utilities (“PPUs”) and independent power producers (“IPPs”);
- FSAs with customers in non-power industries (including captive power plants (“CPPs”)); and
- FSAs with State Nominated Agencies.

### iii. E-Auction Scheme

The E-Auction scheme of coal has been introduced to provide access to coal for customers who are not able to source their coal requirement through the available institutional mechanisms under the NCDP for various reasons, for example, due to a less than full allocation of their normative requirement under NCDP, seasonality of their coal requirement and limited requirement of coal that does not warrant a long-term linkage. The quantity of coal to be offered under E-Auction is reviewed from time to time by the MoC.

### d) Provision for Expected credit loss

The Company provides for expected credit risk loss for doubtful/ credit impaired assets, by lifetime expected credit losses (Simplified approach). Refer Note-13, Trade Receivables.

## SIGNIFICANT ESTIMATES AND JUDGMENT– IMPAIRMENT OF FINANCIAL ASSETS

The impairment provisions for financial assets disclosed above are based on assumptions about risk of default and expected loss rates. The Company uses judgment in making these assumptions and selecting the inputs to the impairment calculation, based on the Company's past history, existing market conditions as well as forward looking estimates at the end of each reporting period.

### e) Liquidity Risk

Prudent liquidity risk management implies maintaining sufficient cash and marketable securities and the availability of funding through an adequate amount of committed credit facilities to meet obligations when due. Due to the dynamic nature of the underlying businesses, Company treasury maintains flexibility in funding by maintaining availability under committed credit lines.

Management monitors forecasts of the Company's liquidity position (comprising the undrawn borrowing facilities below) and cash and cash equivalents on the basis of expected cash flows. This is generally carried out at local level in the operating groups of the Company in accordance with practice and limits set by the Company. The bank borrowings of the Coal India Limited and its Subsidiary Companies has been secured by creating charge against stock of coal, stores and spare parts and book debts within consortium of banks. The total working capital credit limit available to CIL and its Subsidiary Companies is ₹335.00 crore, of which fund based limit is ₹140.00 crore and non-fund based limit is ₹195.00 crore. Further, ₹2500.00 crore was set up as fund-based limit and ₹5310.00 crore as non-fund based limit outside consortium in order to facilitate import of HEMM. Coal India Limited is contingently liable to the extent such facility is actually utilized by the Subsidiary Companies.

### i. Financing arrangements

The Company has access to the following undrawn borrowing facilities at the end of the reporting period:

(₹ 'Crore)

	31.03.2023	31.03.2022
Expiring within one year (Overdraft facilities)	1100.00	2250.00
Expiring beyond one year (Bank Loans)	0.00	0.00

### ii. Maturities of financial liabilities

The tables below analyses the Company's financial liabilities into relevant maturity groupings based on their contractual maturities.

The amounts disclosed in the table are the contractual undiscounted cash flows. Balances due within 12 months equal their carrying balances as the impact of discounting is not significant.

(₹ 'Crore)

<b>Contractual maturities of financial liabilities as at 31.03.2023</b>	<b>Less than 3 months</b>	<b>3 months to 6 months</b>	<b>6 months to 1 year</b>	<b>1 year to 2 years</b>	<b>2 year to 5 years</b>	<b>Total</b>
Borrowings	0.00	0.00	0.00	0.00	0.00	<b>0.00</b>
Obligation under lease	14.71	14.72	29.42	58.78	95.01	<b>212.64</b>
Trade payables	912.91	0.00	0.00	0.00	0.00	<b>912.91</b>
Other financial liabilities	680.37	76.51	691.52	58.98	237.53	<b>1744.91</b>
<b>Total</b>	<b>1607.99</b>	<b>91.23</b>	<b>720.94</b>	<b>117.76</b>	<b>332.54</b>	<b>2870.46</b>
<b>Contractual maturities of financial liabilities as at 31.03.2022</b>	<b>Less than 3 months</b>	<b>3 months to 6 months</b>	<b>6 months to 1 year</b>	<b>1 year to 2 years</b>	<b>2 year to 5 years</b>	<b>Total</b>
Borrowings	0.00	0.00	0.00	0.00	0.00	<b>0.00</b>
Obligation under lease	12.22	12.22	19.49	48.82	107.53	<b>200.28</b>
Trade payables	800.26	0.00	0.00	0.00	0.00	<b>800.26</b>
Other financial liabilities	1150.55	136.73	219.73	10.85	272.86	<b>1790.72</b>
<b>Total</b>	<b>1963.03</b>	<b>148.95</b>	<b>239.22</b>	<b>59.67</b>	<b>380.39</b>	<b>2791.26</b>

**f) Market risk**
**i. Foreign currency risk**

The Company is exposed to foreign exchange risk arising from foreign currency transactions. The Company also imports and risk is managed by regular follow up. Company has a policy which is implemented when foreign currency risk becomes significant.

**ii. Cash flow and fair value interest rate risk**

The Company's main interest rate risk arises from bank deposits with change in interest rate exposes the Company to cash flow interest rate risk. Company policy is to maintain most of its deposits at fixed rate.

Company manages the risk using guidelines from Department of public enterprises (DPE), diversification of bank deposits credit limits and other securities.

**g) Capital management**

The company being a government entity manages its capital as per the guidelines of Department of investment and public asset management under ministry of finance. Capital Structure of the company is as follows:

Capital Structure of the company is as follows:

(₹ 'Crore)

<b>Particulars</b>	<b>31.03.2023</b>	<b>31.03.2022</b>
Equity Share capital	4657.00	4657.00
Long Term Debt	0.00	0.00

### 3. EMPLOYEE BENEFITS: RECOGNITION AND MEASUREMENT (IND AS-19) (NOTE 21 & 28)

#### a) Defined Benefit Plans:

##### i. Gratuity:

The Company provides for gratuity, a post-employment defined benefit plan ("the Gratuity Scheme") covering the eligible employees. The Gratuity Scheme is fully funded through trust maintained with Life Insurance Corporation of India, wherein employer contribution is 2.01% of basic salary and dearness allowances. Gratuity payment made as per policy of the Company subject to maximum of ₹0.20 Crores at the time of separation from the company considering the provisions of the Payment of Gratuity Act 1972 as amended. The liability or asset recognized in the balance sheet in respect of the Gratuity Scheme is the present value of the defined benefit obligation at the end of the reporting period less the fair value of plan assets. The defined benefit obligation is calculated at each reporting date by actuaries using the projected unit credit method. Re-measurement gains and losses arising from experience adjustments and changes in actuarial assumptions are recognized in the year in which they occur, directly in other comprehensive income (OCI).

##### ii. Post-Retirement Medical Benefit – Executive (CPRMSE)

Company has post-retirement medical benefit scheme known as Contributory Post Retirement Medicare Scheme for Executive of CIL and its Subsidiaries (CPRMSE), to provide Medicare to the executives and their spouses in Company hospital/empaneled hospitals or outpatient/Domiciliary only in India subject to ceiling limit, on account of retirement on attaining the age of superannuation or are separated by the Company on medical ground or retirement under Voluntary Retirement Scheme under common coal cadre or Voluntary Retirement Scheme formulated and made applicable from time to time. Membership is not extended to the executives who resigns from the services of the CIL and its subsidiaries. The maximum amount reimbursable during the entire life for the retired executives and spouse taken together jointly or severally is ₹25 lakhs except for specified diseases with no upper limit. The Scheme is funded through trust maintained by the CIL at group level solely for this purpose. The liability for the scheme is recognised based on actuarial valuation done at each reporting date.

##### iii. Post-Retirement Medical Benefit – Non- Executive (CPRMS-NE)

As a part of social security scheme under wage agreement, Company is providing Contributory Post-Retirement Medicare Scheme for non-executives (CPRMSE-NE) to provide medical care to the non-executives and their spouses and Divyang Child(ren) in Company hospital/empaneled hospitals or outpatient/Domiciliary only in India subject to ceiling limit, on account of retirement on attaining the age of superannuation or are separated by the Company on medical ground or retirement under Voluntary Retirement Scheme formulated and made applicable from time to time or resigns from the company at the age of 57 Years or above or on death to the spouse and Divyang Child(ren). The maximum amount reimbursable during the entire life for the retired non-executives, spouse and Divyang Child(ren) taken together jointly or severally is ₹ 8 lakhs except for specified diseases with no upper limit. The Scheme is funded through trust maintained by the CIL at group level solely for this purpose. The liability for the scheme is recognised based on actuarial valuation done at each reporting date except CPRMS-NE existing employees, which is started from current year.

## **b) Defined Contribution Plans**

### **i. Provident Fund and Pension**

Company pays fixed contribution towards Provident Fund and Pension Fund at pre-determined rates based on a fixed percentage of the eligible employee's salary i.e. 12% and 7% of Basic salary and Variable Dearness Allowance (VDA) towards Provident Fund and Pension Fund respectively. These funds are governed by a separate statutory body under the control of Ministry of Coal, Government of India, named Coal Mines Provident Fund Organisation (CMPFO). The contribution towards the fund for the period is recognized in the Statement of Profit & Loss.

### **ii. CIL Executive Defined Contribution Pension Scheme (NPS)**

The company provides a post-employment contributory pension scheme to the executives of the Company known as "CIL Executive Defined Contribution Pension Scheme -2007" (NPS). NPS is being administered through separate trust at group level solely formed for the purpose. The obligation of the Company is to contribute to the trust to the extent of amount not exceeding 30% of basic pay and Variable Dearness Allowance (VDA) less employer's contribution towards provident fund, gratuity, post-retirement medical benefits -Executive i.e. CPRMSE or any other retirement benefits. The current employer contribution of 6.99% of basic and Variable Dearness Allowance (VDA) is being charged to statement of profit and loss.

## **c) Other Long Term Employee Benefits**

### **i. Leave encashment**

The company provides benefit of total Earned Leave (EL) of 30 days and Half Paid Leave (HPL) of 20 days to the executives of the company, accrued and credited proportionately on half yearly basis on the first day of January and July of every year. During the service, 75% EL credited balance is one time encashable in each calendar year subject to ceiling of maximum 60 days EL encashment. Accumulated HPL is not permitted for encashment during the period of service. On superannuation, EL and HPL together is considered for encashment subject to the overall limit of 300 days without commutation of HPL. In case of non-executives, Leave encashment is governed by the National Coal Wage Agreement (NCWA) and at present the workmen are entitled to get encashment of earned leave at the rate of 15 days per year and on discontinuation of service due to death, retirement, superannuation and VRS, the balance leave or 150 days whichever is less, is allowed for encashment. Therefore, the liabilities for earned leave are expected to be settled during the service as well as after the retirement of employee. They are therefore measured as the present value of expected future payments to be made in respect of services provided by employees up to the end of the reporting period using the projected unit credit method. The benefits are discounted using the market yields at the end of the reporting period that have terms approximating to the terms of the related obligation. The liability under the scheme is borne by the Company as per actuarial valuation at each reporting date.

### **ii. Life Cover Scheme (LCS)**

As a part of social security scheme under wage agreement, the Company has Life Cover Scheme under Deposit Linked Insurance Scheme, 1976 notified by the Ministry of Labour, Government of India, known as "Life Cover Scheme of Coal India Limited" (LCS). An amount of ₹ 1,25,000 is paid under the scheme w.e.f 01.10.2017. The expected cost of the benefits is recognised when an event occurs that causes the benefit payable under the scheme.

### **iii. Settlement Allowances**

As a part of wage agreement, a lump sum amount of ₹ 12000/- is paid to all the non-executive cadre employees governed under NCWA on their superannuation on or after 31.10.2010 as settling-in allowance. The liability under the scheme is borne by the Company as per actuarial valuation at each reporting date.

### **iv. Group Personal Accident Insurance (GPAIS)**

Company has taken group insurance scheme from United India Insurance Company Limited to cover the executives of the company against personal accident known as "Coal India Executives Group Personal Accident Insurance Scheme" (GPAIS). GPAIS covers all types of accident on 24 hour basis worldwide. Premium for the scheme is borne by the Company.



#### v. Leave Travel Concession (LTC)

As a part of wage agreement, Non-executive employees are entitled to travel assistance for visiting their home town and for “Bharat Bhraman” once in a block of 4 years. A lump sum amount of ₹ 8000/- and ₹ 12000/- is paid for visiting Home town and “Bharat Bhraman”, respectively. The liability for the scheme is recognised based on actuarial valuation at each Balance Sheet date.

#### vi. Compensation to Dependent on Mine Accident Benefits

As a part of social security scheme under wage agreement, the company provides the benefits admissible under The Employee's Compensation Act, 1923. An amount of ₹ 15 lakhs is paid to the next of kin of an employee in case of a fatal mine accident w.e.f 07.11.2019. The expected cost of the benefits is recognised when an event occurs that causes the benefit payable under the scheme.

**Funding status of defined benefit plans, defined contribution plans and other long term employee benefits plans, which are valued on actuarial basis, are as under:**

##### (i) Funded

- Gratuity
- Leave Encashment
- Post Retired Medical Benefits - Executives and Non-Executives

##### (ii) Unfunded

- Life Cover Scheme
- Settlement Allowance
- Group Personal Accident Insurance
- Leave Travel Concession
- Compensation to dependent on Mine Accident Benefits

**Total Liability as on 31.03.2023 based on valuation made by the Actuary, details of which are mentioned below:**

(₹ 'Crore)

Head	Opening Actuarial Provision as on 1 <sup>st</sup> April, 2022	Incremental/ (Decremental) Provision	Closing Actuarial Provision as on 31 <sup>st</sup> March, 2023
Gratuity	3134.11	82.51	3216.62
Leave	559.63	206.76	766.39
Settlement Allowance	25.84	(-)1.80	24.04
LTC / LTC/ RRF	35.75	(-)0.94	34.81
Medical Benefit (Executives)	206.34	3.36	209.70
Medical Benefit (Non Executives)	498.14	(-)1.96	496.18
<b>TOTAL</b>	<b>4459.81</b>	<b>287.93</b>	<b>4747.74</b>

**d) Disclosure as per Actuary's Certificate**

The disclosures as per actuary's certificate for employee benefits for Gratuity (funded), Leave Encashment (funded) and Post-Retirement Medical Benefits (funded) are given below: -

**(i) Actuarial Valuation of Gratuity Liability as at 31.03.2023 Certificates as per Ind AS 19**
**Table 1: Disclosure Of Defined Benefit Cost**

(₹ 'Crore)

Particulars	As at 31.03.2023	As at 31.03.2022
<b>A. Profit &amp; Loss (P&amp;L)</b>		
Current Service Cost	95.73	120.65
Past service cost-plan amendments	0.00	0.00
Curtailment cost/(credit)	0.00	0.00
Settlement cost/(credit)	0.00	0.00
Service cost	95.73	120.65
Net interest on net defined benefit liability/(asset)	52.27	71.01
Immediate recognition of (gains)/losses-other long term employee benefit plans	0.00	0.00
<b>Cost recognised in P&amp;L</b>	<b>148.00</b>	<b>191.66</b>
<b>B. Other Comprehensive Income (OCI)</b>		
Actuarial (gain)/loss due to DBO experience	268.02	(-)210.90
Actuarial (gain)/loss due to DBO assumption changes	(-)102.00	10.69
Actuarial (gain)/loss arising during period	166.02	(-)200.21
Return on plan assets (greater)/less than discount rate	3.05	4.03
<b>Actuarial (gains)/ losses recognized in OCI</b>	<b>169.07</b>	<b>(-)196.18</b>
<b>C. Defined Benefit Cost</b>		
Service cost	95.73	120.65
Net interest on net defined benefit liability / (asset)	52.27	71.01
Actuarial (gains)/ losses recognized in OCI	169.07	(-)196.18
Immediate recognition of (gains)/losses – other long term employee benefit plans	0.00	0.00
<b>Defined Benefit Cost</b>	<b>317.07</b>	<b>(-)4.52</b>
<b>D. Assumptions as at</b>		
Discount Rate	7.30%	6.80%
Rate of salary increase	Executives: 9% Non-Executives: 6.25%	Executives: 9% Non-Executives: 6.25%

**Table 2: Net Balance Sheet Position**

(₹ 'Crore)

Particulars	As at 31.03.2023	As at 31.03.2022
<b>A. Development of Net Balance Sheet Position</b>		
Defined benefit obligation (DBO)	(-3216.62)	(-3134.11)
Fair value of plan assets (FVA)	2268.93	2227.40
Funded status [surplus/(deficit)]	(-947.69)	(-906.71)
Effect of Asset ceiling	0.00	0.00
<b>Net defined benefit asset/ (liability)</b>	<b>(-906.71)</b>	<b>(-906.71)</b>
<b>B. Reconciliation of Net Balance Sheet Position</b>		
Net defined benefit asset/ (liability) at end of prior period	(-906.71)	(-1162.05)
Service cost	(-95.73)	(-120.65)
Net interest on net defined benefit liability/ (asset)	(-52.27)	(-71.01)
Amount recognised in OCI	169.07	196.18
Employer contributions	276.10	180.77
Benefit paid directly by the Company	0.00	70.05
Acquisitions credit/ (cost)	0.00	0.00
Divestitures	0.00	0.00
Cost of termination benefits	0.00	0.00
<b>Net defined benefit asset/ (liability) at end of current period</b>	<b>(-947.69)</b>	<b>(-906.71)</b>
<b>C. Assumptions as at</b>		
Discount Rate	7.30%	6.80%
Rate of salary increase	Executives: 9% Non-Executives: 6.25%	Executives: 9% Non-Executives: 6.25%

**Table 3: Changes In Benefit Obligations And Assets**

(₹ 'Crore)

Particulars	As at 31.03.2023	As at 31.03.2022
<b>A. Change in Defined Benefit Obligation (DBO)</b>		
<b>DBO at end of prior period</b>	3134.11	3420.28
Current service cost	95.73	120.65
Interest cost on the DBO	200.22	219.69
Curtailement (credit)/ cost	0.00	0.00
Settlement (credit)/ cost	0.00	0.00
Past service cost - plan amendments	0.00	0.00
Acquisitions (credit)/ cost	0.00	0.00
Actuarial (gain)/loss - experience	268.02	(-)210.90
Actuarial (gain)/loss - demographic assumptions	0.00	0.00
Actuarial (gain)/loss - financial assumptions	(-)102.00	10.69
Benefits paid directly by the Company	0.00	0.00
Benefits paid	(-)379.46	(-)426.30
<b>DBO at end of current period</b>	<b>3216.62</b>	<b>3134.11</b>
<b>B. Change in Fair Value of Assets</b>		
<b>Fair value of assets at end of prior period</b>	2227.40	2258.23
Acquisition adjustment	0.00	0.00
Interest income on plan assets	147.94	148.68
Employer contributions	276.10	180.77
Return on plan assets greater/(lesser) than discount rate	(-)3.05	(-)4.03
Benefits paid	(-)379.46	(-)356.25
<b>Fair Value of assets at the end of current period</b>	<b>2268.93</b>	<b>2227.40</b>

**Table 4: Additional Disclosure Information**

Particulars	(₹ 'Crore)
<b>A.Expected benefit payments for the year ending</b>	
March 31, 2024	343.54
March 31, 2025	376.34
March 31, 2026	363.62
March 31, 2027	372.30
March 31, 2028	365.98

March 31, 2029 to March 31, 2033	1510.43
Beyond 10 years	2423.46
<b>B.Expected employer contributions for the period ending 31 March 2023</b>	<b>62.30</b>
<b>C.Weighted average duration of defined benefit obligation</b>	<b>7 years</b>
<b>D.Accrued Benefit Obligation at 31 March 2023</b>	<b>2540.83</b>
<b>E.Plan Asset Information as at 31 March 2023</b>	<b>%age</b>
Government of India Securities (Central and State)	0.00%
High quality corporate bonds (including Public Sector Bonds)	0.00%
Equity shares of listed companies	0.00%
Property	0.00%
Cash (including Special Deposits)	0.00%
Schemes of insurance - conventional products	100.00%
Schemes of insurance - ULIP products	0.00%
Other	0.00%
<b>Total</b>	<b>100.00%</b>
<b>F.Current and Non-Current Liability Breakup as at 31 March 2023</b>	
Current Liability	331.65
Non-Current Liability	2884.97
<b>Liability as at 31 March 2023</b>	<b>3216.62</b>

**Table 5: Sensitivity Analysis**

Particulars	(₹'Crore)
DBO on base assumptions as at 31 <sup>st</sup> March 2023	<b>3216.62</b>
<b>A. Discount Rate</b>	
<b>Discount Rate as at 31<sup>st</sup> March 2023</b>	<b>7.30%</b>
<b>Effect on DBO due to 0.5% increase in Discount Rate</b>	<b>(-)96.08</b>
<i>Percentage Impact</i>	<i>-3%</i>
Effect on DBO due to 0.5% decrease in Discount Rate	102.00
<i>Percentage Impact</i>	<i>3%</i>

Particulars	(₹ 'Crore)
<b>B.Salary Escalation Rate</b>	
Salary Escalation Rate as at 31 <sup>st</sup> March 2023	Executives: 9% Non-Executives: 6.25%
Effect on DBO due to 0.5% increase in Salary Escalation Rate	34.87
Percentage Impact	1%
Effect on DBO due to 0.5% decrease in Salary Escalation Rate	(-)37.47
Percentage Impact	-1%

## ii. Group Gratuity Assurance Scheme

Company has adopted the Employees Group Gratuity Assurance Scheme with LIC of India for its employees and for which a MoU has already been entered into with LIC in the year 2012-13. To manage the aforesaid Scheme an Employees Group Gratuity Trust has been formed by entering into a Trust Deed with the Trustees. Balance with LIC under the said Scheme as on 31 March, 2022 is as follows:

(₹ 'Crore)

Particulars	As at 31.03.2023	As at 31.03.2022
Opening Balance at the beginning of the Year	2227.40	2258.23
Add: Investment during the Period/Year	276.10	180.77
Add: Interest earned during the Period/Year	161.31	144.65
Less: Net Premium charged by LIC for the Period/Year	16.41	16.90
Less: Gratuity Fund released by LIC during the Period/Year	365.06	339.35
Closing Balance at the end of the Period/Year	2283.34	2227.40

## iii. Actuarial Valuation of Leave Encashment Benefit as at 31.03.2023 Certificates as per Ind AS 19

**Table 1: Disclosure of Defined Benefit Cost**

(₹ 'Crore)

Particulars	As at 31.03.2023	As at 31.03.2022
<b>A.Profit &amp; Loss (P&amp;L)</b>		
Current Service Cost	140.03	95.21
Past service cost-plan amendments	0.00	0.00
Curtailement cost/(credit)	0.00	0.00
Settlement cost/(credit)	0.00	0.00
<b>Service cost</b>	<b>140.03</b>	<b>95.22</b>
Net interest on net defined benefit liability/(asset)	20.36	32.14
Immediate recognition of (gains)/losses-other long term employee benefit plans	20.56	(-)26.67
<b>Cost recognised in P&amp;L</b>	<b>180.95</b>	<b>100.68</b>

<b>B. Other Comprehensive Income (OCI)</b>		
Actuarial (gain)/loss due to DBO experience	72.36	(-)28.33
Actuarial (gain)/loss due to DBO assumption changes	(-)32.20	2.49
Actuarial (gain)/loss arising during period	40.16	(-)25.84
Return on plan assets (greater)/less than discount rate	(-)19.60	(-)0.83
Actuarial (gains)/ losses recognized in OCI	<b>0.00</b>	<b>0.00</b>
<b>C. Defined Benefit Cost</b>		
Service cost	140.03	95.21
Net interest on net defined benefit liability / (asset)	20.36	32.14
Actuarial (gains)/ losses recognized in OCI	0.00	0.00
Immediate recognition of (gains)/losses – other long term employee benefit plans	20.56	(-)26.67
<b>Defined Benefit Cost</b>	<b>180.95</b>	<b>100.68</b>
<b>D. Assumptions as at</b>		
Discount Rate	7.30%	6.80%
Rate of salary increase	Executives: 9% Non-Executives: 6.25%	Executives: 9% Non-Executives: 6.25%

**Table 2: Net Balance Sheet Position**

(₹ 'Crore)

Particulars	As at 31.03.2023	As at 31.03.2022
<b>A. Development of Net Balance Sheet Position</b>		
Defined benefit obligation (DBO)	(-)766.39	(-)559.63
Fair value of plan assets (FVA)	433.57	112.76
Funded status [surplus/(deficit)]	(-)332.82	(-)446.87
Effect of Asset ceiling	0.00	0.00
<b>Net defined benefit asset/ (liability)</b>	<b>(-)332.82</b>	<b>(-)446.87</b>
<b>B. Reconciliation of Net Balance Sheet Position</b>		
Net defined benefit asset/ (liability) at end of prior period	(-)446.87	(-)592.22
Service cost	(-)140.03	(-)95.21
Net interest on net defined benefit liability/ (asset)	(-)20.36	(-)32.14
Actuarial (losses)/ gains	(-)20.56	26.67
Employer contributions	295.00	196.01
Benefit paid directly by the Company	0.00	50.02
Acquisitions credit/ (cost)	0.00	0.00
Divestitures	0.00	0.00
Cost of termination benefits	0.00	0.00
<b>Net defined benefit asset/ (liability) at end of current period</b>	<b>(-)332.82</b>	<b>(-)446.87</b>

(₹ 'Crore)

<b>C. Assumptions as at</b>		
Discount Rate	7.30%	6.80%
Rate of salary increase	Executives: 9% Non-Executives: 6.25%	Executives: 9% Non-Executives: 6.25%

**Table 3: Changes In Benefit Obligations And Assets**

(₹ 'Crore)

<b>Particulars</b>	<b>As at 31.03.2023</b>	<b>As at 31.03.2022</b>
<b>A. Change in Defined Benefit Obligation (DBO)</b>		
<b>DBO at end of prior period</b>	559.63	604.35
Current service cost	140.03	95.21
Interest cost on the DBO	37.68	36.24
Curtailement (credit)/ cost	0.00	0.00
Settlement (credit)/ cost	0.00	0.00
Past service cost - plan amendments	0.00	0.00
Acquisitions (credit)/ cost	0.00	0.00
Actuarial (gain)/loss - experience	72.36	(-)28.33
Actuarial (gain)/loss - demographic assumptions	0.00	0.00
Actuarial (gain)/loss - financial assumptions	(-)32.20	2.49
Benefits paid directly by the Company	0.00	0.00
Benefits paid	(-)11.10	(-)150.33
<b>DBO at end of current period</b>	<b>766.39</b>	<b>559.63</b>
<b>B. Change in Fair Value of Assets</b>		
<b>Fair value of assets at end of prior period</b>	112.76	12.13
Acquisition adjustment	0.00	0.00
Interest income on plan assets	17.32	4.10
Employer contributions	295.00	196.01
Return on plan assets greater/(lesser) than discount rate	19.60	0.83
Benefits paid	(-)11.10	(-)100.31
<b>Fair Value of assets at the end of current period</b>	<b>433.58</b>	<b>112.76</b>

**Table 4: Additional Disclosure Information**

<b>Particulars</b>	<b>(₹ 'Crore)</b>
<b>A. Expected benefit payments for the year ending</b>	
March 31, 2024	65.89
March 31, 2025	76.10
March 31, 2026	79.04
March 31, 2027	77.65
March 31, 2028	74.37



March 31, 2029 to March 31, 2033	327.41
Beyond 10 years	1010.42
<b>G.Expected employer contributions for the period ending 31<sup>st</sup> March 2023</b>	<b>151.63</b>
<b>H.Weighted average duration of defined benefit obligation</b>	<b>9 years</b>
<b>I.Accrued Benefit Obligation at 31<sup>st</sup> March 2023</b>	<b>482.57</b>
<b>J.Plan Asset Information as at 31<sup>st</sup> March 2023</b>	<b>%age</b>
Government of India Securities (Central and State)	0.00%
High quality corporate bonds (including Public Sector Bonds)	0.00%
Equity shares of listed companies	0.00%
Property	0.00%
Cash (including Special Deposits)	0.00%
Schemes of insurance - conventional products	100.00%
Schemes of insurance - ULIP products	0.00%
Other	0.00%
<b>Total</b>	<b>100.00%</b>
<b>K.Current and Non-Current Liability Breakup as at 31<sup>st</sup> March 2023</b>	
Current Liability	63.61
Non-Current Liability	702.78
<b>Liability as at 31 March 2023</b>	<b>766.39</b>

**Table 5: Sensitivity Analysis**

Particulars	(₹ 'Crore)
<b>DBO on base assumptions as at 31<sup>st</sup> March 2023</b>	766.39
<b>A. Discount Rate</b>	
<b>Discount Rate as at 31<sup>st</sup> March 2023</b>	<b>7.30%</b>
Effect on DBO due to 0.5% increase in Discount Rate	(-)29.81
Percentage Impact	-4%
Effect on DBO due to 0.5% decrease in Discount Rate	32.20
Percentage Impact	4%

Particulars	(₹'Crore)
<b>B.Salary Escalation Rate</b>	
<b>Salary Escalation Rate as at 31<sup>st</sup> March 2023</b>	Executives: 9% Non-Executives: 6.25%
Effect on DBO due to 0.5% increase in Salary Escalation Rate	32.14
Percentage Impact	4%
Effect on DBO due to 0.5% decrease in Salary Escalation Rate	(-)30.04
Percentage Impact	-4%

#### iv. Leave Encashment Funding

Coal India Board accorded its approval in the 322<sup>nd</sup> meeting held on 13<sup>th</sup> November 2015 for funding of Leave Encashment Liability with Life Insurance Corporation of India and IRDAI approved Life Insurance Companies in the ratio of 70:30. Selection of IRDAI approved Life Insurance Companies is under process at CIL level. In the meantime, all subsidiaries companies were advised by CIL to initiate the funding of Leave Encashment liability with LIC of India in New Group Leave Encashment Plan. Accordingly, the Company has started funding in the BCCL Employees' New Group Leave Encashment Plan adopting the Master Proposal of LIC namely 'New Group Leave Encashment Cash Accumulation Scheme (UIN512N282V01)'. Balance with LIC under the said Scheme is as follows:

(₹'Crore)

Particulars	As at 31.03.2023	As at 31.03.2022
Opening Balance at the beginning of the Year	112.76	12.13
Add: Investment during the Period/Year	695.00	196.01
Add: Interest earned during the Period/Year	15.56	4.93
Less: Net Charges paid to LIC for the Period/Year	0.85	0.31
Less: Fund released by LIC during the Period/Year	540.00	100.00
Closing Balance at the end of the Period/Year	282.47	112.76

#### v. Actuarial Valuation of Post-Retirement Medical Benefit as at 31.03.2023 Certificates as per Ind AS 19

**Table1: Disclosure of Defined Benefit Cost**

(₹'Crore)

Particulars	As at 31.03.2023	As at 31.03.2022
<b>A. Profit &amp; Loss (P&amp;L)</b>		
Current Service Cost	16.68	15.61
Past service cost-plan amendments	0.00	306.34
Curtailement cost/(credit)	0.00	0.00
Settlement cost/(credit)	0.00	0.00
<b>Service cost</b>	<b>16.67</b>	<b>321.95</b>
Net interest on net defined benefit liability/(asset)	27.34	24.56
Immediate recognition of (gains)/losses-other long term employee benefit plans	0.00	0.00
<b>Cost recognised in P&amp;L</b>	<b>44.02</b>	<b>346.51</b>

<b>B. Other Comprehensive Income (OCI)</b>		
Actuarial (gain)/loss due to DBO experience	58.22	79.21
Actuarial (gain)/loss due to DBO assumption changes	(-)42.68	37.13
Actuarial (gain)/loss arising during period	15.54	116.34
Return on plan assets (greater)/less than discount rate	(-)4.67	(-)18.17
<b>Actuarial (gains)/ losses recognized in OCI</b>	<b>10.87</b>	<b>98.17</b>
<b>C. Defined Benefit Cost</b>		
Service cost	16.68	321.95
Net interest on net defined benefit liability / (asset)	27.34	24.56
Actuarial (gains)/ losses recognized in OCI	10.87	98.17
Immediate recognition of (gains)/losses – other long term employee benefit plans	0.00	0.00
<b>Defined Benefit Cost</b>	<b>54.89</b>	<b>444.68</b>
<b>D. Assumptions as at</b>		
Discount Rate	7.30%	6.80%
Medical Inflation Rate	0.00%	0.00%

**Table 2: Net Balance Sheet Position**

(₹ 'Crore)

Particulars	As at 31.03.2023	As at 31.03.2022
<b>A. Development of Net Balance Sheet Position</b>		
Defined benefit obligation (DBO)	(-)705.88	(-)704.49
Fair value of plan assets (FVA)	333.23	218.05
Funded status [surplus/(deficit)]	(-)372.65	(-)486.44
Effect of Asset ceiling	0.00	0.00
<b>Net defined benefit asset/ (liability)</b>	<b>(-)372.65</b>	<b>(-)486.44</b>
<b>B. Reconciliation of Net Balance Sheet Position</b>		
Net defined benefit asset/ (liability) at end of prior period	(-)486.44	(-)215.72
Service cost	(-)16.68	(-)321.95
Net interest on net defined benefit liability/ (asset)	(-)27.34	(-)24.56
Amount recognised in OCI	(-)10.87	(-)98.17
Employer contributions	168.67	96.16
Benefit paid directly by the Company	0.00	77.80
Acquisitions credit/ (cost)	0.00	0.00
Divestitures	0.00	0.00
Cost of termination benefits	0.00	0.00
<b>Net defined benefit asset/ (liability) at end of current period</b>	<b>(-)372.66</b>	<b>(-)486.44</b>
<b>C. Assumptions as at</b>		
Discount Rate	7.30%	6.80%
Medical Inflation Rate	0.00%	0.00%

**Table 3: Changes in Benefit Obligations and Assets**

(₹'Crore)

Particulars	As at 31.03.2023	As at 31.03.2022
<b>A. Change in Defined Benefit Obligation (DBO)</b>		
<b>DBO at end of prior period</b>	704.49	319.65
Current service cost	16.68	15.61
Interest cost on the DBO	45.32	34.62
Curtailement (credit)/ cost	0.00	0.00
Settlement (credit)/ cost	0.00	0.00
Past service cost - plan amendments	0.00	306.34
Acquisitions (credit)/ cost	0.00	0.00
Actuarial (gain)/loss - experience	58.22	79.20
Actuarial (gain)/loss - demographic assumptions	0.00	32.80
Actuarial (gain)/loss - financial assumptions	(-)42.68	4.34
Benefits paid directly by the Company	0.00	0.00
Benefits paid	(-)76.14	(-)88.07
<b>DBO at end of current period</b>	<b>705.88</b>	<b>704.49</b>
<b>B. Change in Fair Value of Assets</b>		
<b>Fair value of assets at end of prior period</b>	218.05	103.93
Acquisition adjustment	0.00	0.00
Interest income on plan assets	17.97	10.06
Employer contributions	168.67	96.17
Return on plan assets greater/(lesser) than discount rate	4.67	18.16
Benefits paid	(-)76.14	(-)10.27
<b>Fair Value of assets at the end of current period</b>	<b>333.22</b>	<b>218.05</b>

**Table 4: Additional Disclosure Information**

Particulars	(₹'Crore)
<b>A. Expected benefit payments for the year ending</b>	
March 31, 2024	33.67
March 31, 2025	37.96
March 31, 2026	42.08
March 31, 2027	45.81
March 31, 2028	49.25
March 31, 2029 to March 31, 2033	283.08
Beyond 10 years	1540.58
<b>B. Weighted average duration of defined benefit obligation</b>	
	12 years
<b>C. Accrued Benefit Obligation at 31<sup>st</sup> March 2023</b>	
	705.88

**TABLE 5: SENSITIVITY ANALYSIS**

Particulars	(₹ 'Crore)
<b>DBO on base assumptions as at 31<sup>st</sup> March 2023</b>	<b>705.88</b>
<b>A. Discount Rate</b>	
<b>Discount Rate as at 31<sup>st</sup> March 2023</b>	<b>7.30%</b>
Effect on DBO due to 0.5% increase in Discount Rate	(-)38.79
<i>Percentage Impact</i>	-5%
Effect on DBO due to 0.5% decrease in Discount Rate	42.68
<i>Percentage Impact</i>	6%

**vi. Post-Retirement Medical Benefit Funding**

The status of fund as on 31.03.2023 is as follows:

(₹ 'Crore)

Particulars	As at 31.03.2023	As at 31.03.2022
Opening Balance at the beginning of the Year	218.05	103.93
Add: Investment during the Period/Year	168.67	96.17
Add: Interest earned during the Period/Year	22.89	28.22
Less: Net Charges for the Period/Year	0.00	0.00
Less: Fund withdrawn during the Period/Year	37.57	10.27
Closing Balance at the end of the Period/Year	372.04	218.05

**4. Provisions, Contingent Liabilities and Contingent Assets (Ind AS 37)**
**a) Contingent Liabilities**
**i. Claims against the Company not acknowledged as debts**

(₹ 'Crore)

SI No.	Particulars	Central Government	State Government and local authority	Central Public Sector Enterprises	Others	Total
1.	<b>Opening as on 01.04.2022</b>	<b>2161.51</b>	<b>1103.59</b>	<b>0.00</b>	<b>620.17</b>	<b>3885.27</b>
2.	Additions during the year	2.15	240.29	0.00	1262.58	1505.02
3.	<b>Claims settled during the year</b>					
	a. From Opening Balance	541.73	68.20	0.00	1.87	611.80
	b. Out of addition during the year	0.00	0.00	0.00	0.00	0.00
	c. Total Claims settled during the year (a+b)	541.73	68.20	0.00	1.87	611.80
4.	<b>Closing as on 31.03.2023</b>	<b>1621.93</b>	<b>1275.68</b>	<b>0.00</b>	<b>1880.88</b>	<b>4778.49</b>

(₹ 'Crore)

Particulars		Contingent Liability	
		As at 31.03.2023	As at 31.03.2022
<b>Central Government</b>	Income Tax	889.38	1334.77
	Sales Tax : CST	461.79	556.07
	Central Excise	265.81	262
	Service Tax	4.95	4.95
	<b>Sub-Total</b>	<b>1621.93</b>	<b>2161.51</b>
<b>State Government and local authority</b>	Sales Tax : VAT	447.41	496.49
	GST	188.01	0.04
	Royalty	344.44	315.79
	Holding Tax	252.23	252.23
	Electricity Duty	30.13	22.80
	Others Statutory Dues (RE/PE Cess)	13.46	16.28
	<b>Sub-Total</b>	<b>1275.68</b>	<b>1103.59</b>
<b>Central Public Sector Enterprises</b>		0.00	0.00
	<b>Sub- Total</b>	<b>0.00</b>	<b>0.00</b>
<b>Others</b>	Suits against the Company under litigation	689.92	487.82
	Arbitration proceedings	1129.78	71.12
	Misc (Land)	61.18	61.23
	<b>Sub-Total</b>	<b>1880.88</b>	<b>620.17</b>
	<b>Grand Total</b>	<b>4778.49</b>	<b>3885.27</b>

The Company does reasonably expect that all the claims/suits (including lawsuit filed by other Companies) against the Company in legal disputes/litigations, when ultimately concluded and determined, will not have a material and adverse effect on the Company's result of operations or financial condition.

- ii. **Penalty pursuant to Supreme Court Judgment in WP (Civil) 114 of 2014- Common Cause Case :** Demand notices amounting to ₹ 17344.46 crore have been issued in respect of 47 Projects/Mines/Collieries of the Company by State Government (District Mining Officers) in pursuance of the judgment dated 02.08.2017 of Hon'ble Supreme Court of India vide W.P. (C) No. 114 of 2014 in Common Cause vs. Union of India & Ors. It has been alleged that Coal Production have been undertaken either without Environmental Clearance, Forest Clearance, Consent to operate and/or NOC/Consent to Establish or beyond the approved limits of production given under such clearances. The execution of the above demand notices is stayed in exercise of the power under rule 55(5) of Mineral Concession Rules, 1960 read with Sec 30 of the MMDR Act, till further order. An order dated 03.11.2022 issued by JS& RA under Sec 30 of the MMDR Act, 1957 set-aside demand notices amounting to ₹ 9641.56 crore in respect of 20 Projects/Mines/Collieries of the Company.

BCCL has evaluated the balance 27 demand notices of compensation, which are same and similar in nature to the 20 demand notices, which has already been set-aside by Revisional Authority under Sec 30 of the MMDR Act, 1957. Considering the same, these demand notices have not been considered as contingent liability for the purpose of reporting.

- iii. Various Certificate Cases are pending before Certificate Officer in District Mining Officer's (D.M.O's) Office in respect of Royalty on shortage of Stock of Coal at Areas. Hon'ble Supreme Court has directed the D.M.O's to quantify the demand for Royalty payable after determining shortages arising from inflation, pilferage, over reporting of production of Coal etc.

In view of above direction of the Hon'ble Supreme Court, the amount involved as per Certificate Case is yet to be revised/confirmed by the D.M.O. Hence the same has not been provided in the financial statements but has been considered as contingent liabilities as shown above.

- iv. Due to dispute on Lease Agreement of Captive Power Plant (WJ Area), the Service Tax on outstanding Lease Rent from 2<sup>nd</sup> Year of 2014-15 (Service Tax for the 1<sup>st</sup> Year of 2014-15 on the corresponding outstanding Lease Rent already paid) to 3<sup>rd</sup> Year of 2015-2016 (Plant handed over to the Company on 15.12.2016) amounting to ₹1.06 Crore has been shown under Contingent Liability.
- v. The Company has preferred a writ petition bearing no. WP(T)3583 of 2015 before Hon'ble Jharkhand High Court against Demand Notice from Dhanbad Municipal Corporation for payment of Holding Tax amounting to ₹252.23 Crore. Since the matter is sub-judice the same has been shown as Contingent Liability under the head "Holding Tax".

**vi. DISPUTED RECEIVABLE / PAYABLE A/C DLF**

As per the terms of Agreement, there are Receivables from DLF against cost of supply of (i) rejects and (ii) startup/back up / emergency power by Madhuban Coal Washery (MCW) to DLF and Payables to DLF for Energy received by MCW from Captive Power Plant (CPP) installed by DLF. The matter is sub-judice-one at Dhanbad Court and another at Appellate Tribunal for Electricity, New Delhi-on account of disputes over price/quality of rejects vis-à-vis below guaranteed performance of CPP. Accordingly, Interest receivable/payable on net outstanding has not been accounted for at this stage. However, the net interest @ 18% p.a simple upto 31<sup>st</sup> March, 2023 comes to ₹37.17 Crore (upto 31<sup>st</sup> March, 2022 ₹33.54 Crore) payable to DLF and has so been considered as Contingent Liability.

**b) Bank Guarantee issued by The Company**

(₹ 'Crore)

Description	Amount	
	As at 31.03.2023	As at 31.03.2022
Against floating charge on current assets	262.14	261.08

**c) Letter of Credit issued by the Company**

(₹ 'Crore)

Description	Amount	
	As at 31.03.2023	As at 31.03.2022
Outstanding as on balance sheet date	5.87	10.52

**d) Commitment**
**i) Capital Commitments**

(₹ 'Crore)

Description	Amount	
	As at 31.03.2023	As at 31.03.2022
Estimated amount of contract remaining to be executed on capital account not provided for.		
a) Land	0.00	1.26
b) Building	84.28	203.32
c) Plant & Machinery	20.78	195.24
d) Others	443.66	659.91

**ii) Revenue/ Other Commitments**

(₹ 'Crore)

Description	Amount	
	As at 31.03.2023	As at 31.03.2022
Estimated amount of contract remaining to be executed on Revenue/Other account not provided for.		
a) HEMM Hiring	9978.23	10780.39
b) Coal Transportation	456.99	336.99
c) Others	98.58	88.68

**e) Provisions**

 Details of movement in Non-Current / Current Provisions during the period ending 31<sup>st</sup> March, 2023 are as under:

**i) Non-Current Provisions for :**

(₹ 'Crore)

Note No	Provisions	Opening Balance as on 1 <sup>st</sup> April, 2022	Provision / Addition during the period	Paid/Adjustment/ Write back during the period	Closing Balance as on 31 <sup>st</sup> March, 2023
21	Gratuity	627.26	0.00	25.63	601.63
21	Leave Encashment	404.25	16.06	0.00	420.31
21	Post-Retirement Medical Benefits	458.62	0.00	157.29	301.33
21	Other Employee Benefits	42.13	0.00	1.80	40.33
21	Site restoration/Mines Closure	483.35	51.29	6.54	528.10
21	Others	0.00	0.00	0.00	0.00
21	Stripping Activity Adjustment	(-)480.02	701.30	0.00	221.28
9&10	Doubtful capital advance, security deposits and other deposits - Other non-current assets	5.07	0.00	0.00	5.07
9&10	Doubtful deposits and receivables – Other financial assets	0.00	0.00	0.00	0.00



8	Doubtful loans	0.00	0.00	0.00	0.00
5	Exploration and Evaluation Assets (including impairment)	18.52	0.00	0.00	18.52
4	Capital WIP (including impairment)	37.92	3.91	4.09	37.74
3	Impairment of Assets – Property, Plant & Equipment's	95.68	6.80	0.00	102.48
	<b>Total</b>	<b>1692.78</b>	<b>779.36</b>	<b>195.35</b>	<b>2276.79</b>

- ii) The Company has entered into long-term contracts, in the form of Fuel Supply Agreements, with coal consumers for supply of coal as per the Annual Contracted Quantity (ACQ). The Fuel Supply Agreements provide for incentive for supply of coal over and above 90% of the ACQ as well as penalty for supply of coal below 90%/80%/60% of the ACQ, as the case may be. The incentive and penalty are determined at year end on year to year basis/consumer-wise. The Company has not entered into any long term derivative contract.

**iii) Current Provisions for:**

(₹ 'Crore)

Note No	Provisions	Opening Balance as on 1 <sup>st</sup> April, 2022	Provision / Addition during the Period	Paid/Adjustment/ Write back during the Period	Closing Balance as on 31 <sup>st</sup> March, 2023
21	Gratuity	279.45	52.20	0.00	331.65
21	Leave Encashment	42.62	20.99	0.00	63.61
21	Post-Retirement Medical Benefits	27.82	4.69	0.00	32.51
21	Ex-gratia	286.95	289.64	248.79	327.80
21	PRP	156.21	113.33	67.03	202.51
21	Other Employee Benefits	239.73	1232.93	0.00	1472.66
21	Site restoration/Mines Closure	0.00	0.00	0.00	0.00
13	Coal Quality Variance	187.07	88.66	180.33	95.40
13	Bad & Doubtful debts	378.57	16.16	32.33	362.40
12	Inventories – Stock of Coal	304.00	0.00	9.15	294.85
12	Inventories – Stock of Stores & Spares	76.96	1.38	13.48	64.86
11	Doubtful advance, deposits and receivables – Other current assets	1.10	0.72	0.00	1.82
9	Doubtful deposits and claims – Other financial assets	4.95	0.00	0.00	4.95
8	Doubtful loans	0.00	0.00	0.00	0.00
	<b>Total</b>	<b>1985.43</b>	<b>1820.70</b>	<b>551.11</b>	<b>3255.02</b>

**f) Other Securities received by the Company**

- i) The Company is in possession of following fund based/non-fund based security received from suppliers/contractors/customers, etc. which has not been accounted for.

(₹ 'Crore)

Sl. No.	Nature of Security	Amount (₹ in Crore)	
		As at 31.03.2023	As at 31.03.2022
1	Bank Guarantee	489.90	1279.60
2	Letter of Credit	56.50	14.00
3	NSC	0.22	0.15
4	FDR/TDR	6.65	1.52

- ii) A Contract was awarded to M/s AMR-BBB Consortium for “Development of Kapuria Block and extraction of coal from Kapuria Block by mass production technology package for a minimum guaranteed production of 2.0 MTY on turnkey basis” in April 2012. The said contract was cancelled on 21.01.2021 and three Performance Bank Guarantees of M/s AMR BBB Consortium has been encashed by BCCL of ₹ 41.20 crore. The Company had an outstanding Capital Advance of ₹ 38.23 crore which has been adjusted against the encashed Bank Guarantee and balance of ₹ 2.97 crore has been deposited with the registrar of Delhi High Court as per the direction of Delhi High Court vide its order dated 30.01.2021. The said amount of ₹ 2.97 crore is shown as Deposit with Courts in the books of accounts. One Bank Guarantee was encashed by Bank amounting to ₹ 12.78 crore and has been deposited with the registrar of Delhi High Court as per the direction of Delhi High Court vide its order dated 30.01.2021. Hence, total amount of ₹ 15.75 crore (₹ 2.97 crore + ₹ 12.78 crore) is lying deposited with the Registrar of Delhi High Court. Amount paid for DPR ₹ 6.50 crore as appearing under the head “Development” (CWIP Note-4) of WJ Area will be adjusted against Performance Bank Guarantee after outcome of ICC where arbitration case has been filed.

#### 5. Operating Segment: (Ind AS 108)

In accordance with the provisions of Ind AS 108 'operating segment', the operating segment used for presenting segment information are identified based on internal reports used by Board of Directors (BOD) to allocate resources to the segments and assess their performance. The BOD is the Company's Chief operating decision maker within the meaning of Ind AS 108.

The Company primarily operates in the coal mining; all other activities revolve around the main business. Hence, there are no other operating segments for the company.

“Revenue from transactions with the following customer amount to 10 per cent or more of the company's revenues,-

Customer Sr. No.	Amount of Sale of Coal during the period	% of Total Sales
1	4317.33	25.03%
2	2206.26	12.79%
3	2059.28	11.94%

#### 6. Earnings per Share (Ind AS-33)-Statement of Profit & Loss

(₹ in Crore /Shares in numbers)

Particulars	Profit from Continuing Operation	
	Year ended 31.03.2023	Year ended 31.03.2022
Profit/(Loss) after tax	645.01	111.62
Less: Profit attributable to Pref. Shareholder	0.00	0.00
Net profit after tax attributable to Equity Shareholder	645.01	111.62

Weighted Average no. of Equity Shares Outstanding	46570000	46570000
Basic and Diluted Earnings per Share in Rupees (Face value ₹ 1000)	138.50	23.97

## 7. Related Party Disclosures (Ind AS-24)

### a) Post-Employment Benefit Fund:

- 1.Coal India Employees Gratuity Fund
- 2.Coal Mines Provident Fund (CMPF)
- 3.Coal India Superannuation Benefit Fund Trust
- 4.Contributory Post-Retirement Medicare Scheme for Non-Executives Modified
- 5.CIL Executive Defined Contribution Pension Trust

The list of related parties is as follows: -

Name	Designation	w.e.f
Shri Samiran Dutta	Chairman cum Managing Director	28.12.2021; continuing
Shri Samiran Dutta	Director (Finance) Addl. charge	18.07.2019 to 14.04.2023
Shri Samiran Dutta	Director (Personnel) Addl. charge	01.08.2022 to 31.10.2022
Sri P.V.K.R. Mallikarjuna Rao	Director (Personnel)	01.06.2020 to 31.07.2022
Sri Harsh Nath Mishra	Director (Personnel)	01.11.2022 to 22.02.2023
Sri Murli Krishna Ramaiah	Director (Personnel)	23.02.2023; continuing
Shri Sanjay Kumar Singh	Director (Technical/OP)	05.02.2022; continuing
Shri Uday A Kaole	Director (Technical/P&P)	22.08.2022; continuing
Shri Rakesh Kumar Sahay	Director (Finance)	14.04.2023; continuing
Lt. Gen Narendra Singh	Independent Director	10.07.2019 to 09.07.2022
Shri B. Veera Reddy	Part time Director D(T), CIL	24.02.2022 to 23.08.2022
Shri Debasish Nanda	Part time Director D (BD), CIL	23.08.2022; continuing
Shri Anandji Prasad	Part time Director (Project Adviser, MoC, Govt. Nominee)	03.01.2022; continuing
Smt. Shashi Singh	Independent Director	01.11.2021; continuing
Shri Alok Kumar Agrawal	Independent Director	01.11.2021; continuing
Shri Satyabrata Panda	Independent Director	01.11.2021; continuing
Shri Ram Kumar Roy	Independent Director	31.12.2021; continuing
Shri B.K. Parui	Company Secretary	30.08.2013; continuing

**b) Remuneration of Key Managerial Personnel**

(₹ 'Crore)

Sl. No.	Payment to CMD, Whole Time Directors and Company Secretary	31-03-2023	31-03-2022
i)	Short Term Employee Benefits	2.53	1.55
ii)	Post-Employment Benefits	1.62	0.55
iii)	Other Long-term Benefits	0.00	0.00
iv)	Termination Benefits	0.00	0.00
v)	Share Based Payment	0.00	0.00
	<b>TOTAL</b>	<b>4.15</b>	<b>2.10</b>

**c) Actuarial Valuation of Gratuity, EL and HPL as on 31<sup>st</sup> March, 2023 of Key Managerial Personnel:**

(₹ 'Crore)

SL No	Name of KMP	Gratuity		Leave		Total	
		31.03.23	31.03.22	31.03.23	31.03.22	31.03.23	31.03.22
1	Sri Samiran Dutta, CMD	0.17	0.16	0.27	0.27	0.44	0.43
2	Sri Sanjay Kumar Singh, D(T) OP	0.20	0.19	0.31	0.00	0.51	0.19
3	Shri Uday A Kaole, D(T) P&P	0.15	0.19	0.32	0.00	0.47	0.19
4	Shri Murli Krishna Ramaiah, D(P)	0.00	0.00	0.00	0.00	0.00	0.00
5	Sri B K Parui (Company Secretary)	0.16	0.16	0.26	0.25	0.42	0.41
	<b>Total</b>	<b>0.68</b>	<b>0.71</b>	<b>1.16</b>	<b>0.63</b>	<b>1.84</b>	<b>1.34</b>

**d) Name wise Sitting Fee paid to Independent Directors during the period ending 31<sup>st</sup> March, 2023 are given here under:**

(₹ 'Crore)

Sl. No	Name of the Independent Directors	Sitting Fee	
		Year ended 31.03.2023	Year ended 31.03.2022
1.	Lt. Gen Narendra Singh	0.014	0.05
2.	Smt. Shashi Singh	0.044	0.02
3.	Shri Alok Kumar Agrawal	0.050	0.01
4.	Shri Satyabrata Panda	0.046	0.01
5.	Shri Ram Kumar Roy	0.040	0.01
	<b>Total</b>	<b>0.194</b>	<b>0.10</b>

**e) Balances Outstanding with Key Management Personnel as on 31.03.2023**

(₹ 'Crore)

Sl. No.	Name of the Independent Directors	As at 31.03.2023	As at 31.03.2022
i)	Amount Payable	Nil	Nil
ii)	Amount Receivable	Nil	Nil

f) No Trade or other receivables are due from directors or other officers of the company either severally or jointly with any other person. Nor any trade or other receivable are due from firms or private companies respectively in which any director is a partner, a director or member.

**g) Related Party Transactions within Group**

Coal India Limited has entered into transactions with its subsidiaries which include Apex charges, Rehabilitation charges, Lease rent, Interest on Funds parked by subsidiaries, IICM charges and other expenditure incurred by or on behalf of other subsidiaries through current account.

**(i) Transactions with Related Parties**

(₹ 'Crore)

Name of the Related Party	Loan to Related Party	Loan from Related Party	Other Services					Current Account Balances (Payable) / Receivable	Outstanding Balances (Payables) / Receivables
			Apex Charges	Rehabilitation Charges	Interest on Funds parked by Subsidiaries	IICM Charges	Any Other		
CIL	0.00	0.00	36.18	21.34	0.00	0.00	0.00	(395.46)	0.00
IICM	0.00	0.00	0.00	0.00	0.00	3.85	0.00	(0.01)	(0.75)
CMPDIL	0.00	0.00	0.00	0.00	0.00	0.00	104.04	0.00	(35.28)

**(ii) Disclosure of CMPDIL**

(₹ 'Crore)

Sr. No	Description	Note No	Amount
<b>Statement of Profit &amp; Loss</b>			
1	Capital Expenses	3	78.86
2		4	47.81
3		5	0.00
4		6.1	0.00
5		6.2	0.00
6	CMPDIL Expense	35	56.23
7	Environment expense	35	0.00
8	Other heads (please specify)		NA
<b>Balance Sheet</b>			
1	Payable for Capital expenditure	20	11.96
2	Trade Payable	19	23.32
3	Other heads (please specify)		NA

**8. Income Taxes ( Ind AS-12) (Note 36 & 37)**

Provision of ₹1.31 Crore has been made for the period ended 31<sup>st</sup> March, 2023 for tax Expenses due to capital gain on sale of mutual funds. Adjustment for Net Deferred Tax Asset (DTA) for the period ended 31<sup>st</sup> March, 2023 amounting to ₹188.73 Crore has been made.

## 9. Leases (Ind AS-116) (Note 25)

- a) The Company (Washery Construction Division) had taken railway land measuring about 10.647 acre vide lease agreement dated 12.06.2020 for construction and operation of private siding at 5MTPA PEH under Dhanbad Division for 35 years from 01.04.2017 to 31.03.2053 for ₹ 23.24 crore paid upfront on 07.08.2019.
- b) The Company (Sijua Area) had taken railway land measuring about 9.55 acre vide lease agreement dated 22.03.2022 for opencast project to control coal fire at Loyabad station under Adra Division for 35 years from 22.03.2022 for ₹ 25.09 crore paid upfront on 22.03.2022.
- c) The Company has entered into Lease Agreement for Hiring of Vehicles/Telecommunications. The Lease Agreement will be for a period ranging from 3 to 5 years. The disclosure requirements as per Ind AS 116 are as follows:

(₹ 'Crore)

Sr No	Particulars	Note No and Head	As at 31.03.2023	As at 31.03.2022
1.	Gross Carrying amount	Note No: 3 (Vehicles) Note No: 3 (Telecommunications)	52.72 181.42	13.25 181.42
2.	Progressive Amortisation	Note No: 3 (Vehicles) Note No: 3 (Telecommunications)	11.74 60.47	3.62 24.19
3.	Written down Value	Note No: 3 (Vehicles) Note No: 3 (Telecommunications)	40.98 120.95	9.63 157.23
4	Lease Liability	B/S Face (Lease Liability)	212.64	200.28
5	Finance Cost	Note No: 32 (Unwinding of Discounts)	15.81	10.98

The future minimum lease amount payable in aggregate during the period of lease is ₹ 212.64 Crores. The details of future lease payments payable are as under: -

(₹ 'Crore)

Sr No	Particulars	As at 31.03.2023	As at 31.03.2022
1.	Not later than one year	58.85	43.93
2.	Later than one year and not later than three years	115.93	97.64
3.	Later than three years and till the year of lease	37.86	58.71
	<b>Total</b>	<b>212.64</b>	<b>200.28</b>

## d) Captive Power Plant of WJ Area

As per lease agreement dated 18<sup>th</sup> September 2010, lease rent @ ₹6.60 Crore / annum (inclusive of Taxes) was receivable from the lessee M/s OSD Coke (Consortium) Pvt. Ltd. towards lease of Captive Power Plant of Western Jharia Area. The lease was valid for 20 years. But the lessee filed a writ petition in the Jharkhand High Court on disputes over tariff valuation etc. and stopped operating the Power Plant as well as payment of Lease Rent. The Plant has now been handed over to the Company from 16<sup>th</sup> Dec, 2015 as per decision of Arbitrator appointed by Jharkhand High Court. In view of the above, the outstanding Lease Rent of ₹6.60 Crore for the year 2014-15 and ₹4.67 Crore for the year 2015-16 (upto 15<sup>th</sup> Dec, 2015) has not been accounted for.

## 10. Insurance and escalation claims

Insurance and escalation claims are accounted for on the basis of admission/final settlement.

### 11. Provisions made in the Financial Statements

Provisions made in the accounts against slow moving/non-moving/obsolete stores, claims receivable, advances, doubtful debts etc. are considered adequate to cover possible losses.

### 12. Current Assets, Loans and Advances etc.

In the opinion of the Management, assets other than fixed assets and non-current investments have a value on realisation in the ordinary course of business at least equal to the amount at which they are stated.

### 13. Current Liabilities

Estimated liability has been provided where actual liability could not be measured.

### 14. Balance Confirmation

Balance confirmation/ reconciliation are carried out for cash and bank balances, trade receivables and certain loans & advances. Provision is taken against all doubtful unconfirmed balances. Letters are written to parties for balance confirmation of long term liabilities and current liabilities.

### 15. Other Matters:

#### a) Claims lodged by the Company in the Court of Law

The Company ( BCCL, Kolkata Office) has filed a civil suit in the High Court at Kolkata (G.A. No. 2797 of 2013/ C.S. No. 11 of 2013) against M/s Turner Morrison Limited, Kolkata for (i) a declaration that the Company is the lawful owner of the its present office premises at 6, Lyons Range, Kolkata-700001, (ii) a declaration that there was no relationship as the landlord and the tenant between them and (iii) a decree of ₹ 187.74 crore with interest against the Rent etc. already paid by the Company to M/s Turner Morrison Limited, Kolkata.

Besides this there are some more claims of the Company in the court of law amounting to ₹0.04 crore.

#### b) Balances of Erstwhile Kustore Area

Liabilities' of erstwhile Kustore Area, appearing in the audited financial statements of PB Area, are under examination/ investigation. Similarly, 'Advances, Deposits & Claims etc.' of erstwhile Kustore Area are also under verification/scrutiny. Based on the outcome of the examination / investigation / verification / scrutiny, 'Liabilities' will be written back or paid and similarly Advances etc. will be adjusted or written off.

#### c) Physical Verification of Assets of Erstwhile Kustore Area merged with P.B. Area

In view of the observation of the Audit and assurance given thereon by the Management, the job of Physical verification of Assets of collieries / units of erstwhile Kustore Area merged with PB Area and their reconciliation with Asset Register / Plant Card etc. was assigned to a firm of Chartered Accountant during 2015-16. The firm reported based on physical verification that the Gross Block has been overstated by ₹ 9.63 crore and provision for depreciation is under-charged by ₹ 16.06 crore in financial statements as on date of merger. But, it has been recommended by the firm that 'under the reported limitations, having influence on the gross value, depreciation and net value of physically existing Assets (derived), there is no option but to consider the audited figures of gross value, depreciation and net value appearing in financial statements as assets physically existing. Management has accepted the aforesaid recommendation.

#### d) Possession of Parbatpur (Central) Coal Mine

Allocation of Parbatpur (Central) Coal Mine (Bokaro) in 2006 by Government of India (GOI) to Electro steel Casting Limited stood de-allocated w.e.f. 31.03.2015 and thereafter Govt. of India (GOI) assigned the said mine to the designated Custodian i.e. 'Chairman, CIL' in terms of the provisions of the Coal Mines (Special Provisions) Second Ordinance, 2014 (DO No. 13016/36/2015-CA-III dated 31.03.2015 issued by the Joint Secretary MOC). Chairman CIL, in turn, authorized 'CMD, BCCL' to act on his behalf (CIL/CH/CUSTODIAN/27/1608 dated 31.03.2015). Accordingly, Parbatpur (Central) Coal Mine was placed under the administrative control of Eastern Jharia Area (Dhanbad) of the Company (Office Order No. the Company: CS: F-17(A):138 dated 03/04/2015 issued by Company Secretary the Company).

Now, vide Office Memorandum No.13016/77/2015-CA-III dated 06.10.2015 of GOI/MOC, Parbatpur (Central) Coal Mine has been allotted to M/s SAIL and the Designated Custodian ie Chairman, CIL has been advised to hand over possession of the mine to SAIL. Accordingly, it has been handed over to SAIL as confirmed by GM, Eastern Jharia Area vide his Letter No. BCCL/GM/EJA/2016/1429 dated 28.07.2016 enclosing there with charge hand-over and take-over report. Further, the Company has spent ₹5.08 Crore upto 28.07.2016 (Power bill ₹4.04 Crore, Repair & Maintenance and others ₹1.04 Crore) on maintaining the possession of the mine as custodian which has been booked as 'Receivable' in the Financial Statements. The amount is adjustable from the sale proceeds from the coal stock lying at the mine.

It is updated that as against BCCL claim of ₹5.08 Crore, SAIL has also claimed ₹17.00 Crore towards de-watering of mine, etc. which was not reasonably accepted by BCCL Management.

Again, Government of India has appointed the Chairman, CIL to manage and operate Parbatpur-Central Coal mine vide notification in the Gazette of India (F. No. CBA2-13016/1/2018-CBA2 dated 13<sup>th</sup> Feb, 2020). Chairman, CIL authorized the CMD, BCCL to take appropriate action as per relevant provisions of Coal Mines (Special Provisions) Act, 2015 as amended by Mineral Laws (Amendment) Ordinance 2020 and the rules made thereunder, to manage and operate the said mine.

Accordingly, Parbatpur (Central) Coal Mine was placed under the administrative control of Eastern Jharia Area (Dhanbad) of the Company and GM (EJ Area), BCCL is authorized to take over the possession of the Parbatpur-Central Coal Mine and to manage and operate with immediate effect. (Authorization letter No: BCCL/D(T)P&P/F-83(B)/2020/45 dated 03/03/2020 issued by Director (Tech.) P&P of the Company).

Since from the date of second time take over possession of the mine as custodian to 31<sup>st</sup> March, 2023, the Company has spent ₹30.26 Crore on maintaining the mine as custodian which has been booked as 'Receivable' in the Financial Statements.

#### e) Excise Duty on Royalty & Cess for the period from Mar'2011 to Feb'2013

In the past, the Company was not paying the Excise Duty on Royalty & SED but on the advice of CIL, the Company released the payment of ₹73.99 Crore towards this for the period from 01.03.2011 to 28.02.2013. In consideration of the above, supplementary bills were raised on consumers amounting to ₹78.10 Crore for the earlier period besides regular billing of Excise Duty on Royalty & SED. The Company has so far (upto 31.03.2022) realized ₹73.15 Crore and the balance amount not yet realized is ₹4.95 Crore. The unrealized amount belongs mostly to e-auction consumers, out of which 17 consumers have opposed the demand by the Company amounting to ₹0.28 Crore in the court of law. Against the amount of ₹4.95 Crore, provision to the tune of ₹4.95 Crore stands as on 31.03.2023

#### f) Service Tax on eligible Input Services

In respect of payments made at HQ to some service providers like CMPDIL/CISF/MSTC/M-Junction etc., Service Tax on eligible input services could not be distributed among coal producing areas of the Company for availing Cenvat Credit (till Oct'2013) for want of registration for input service distribution and thereafter due to imposition of restriction on availment of Cenvat Credit after six months vide notification No. 21/2014 CE(NT) dated 11/07/2014 which was subsequently modified as one year vide notification 6/2015 CE (NT) dated 01/3/2015. Against the aforesaid non-availment of Cenvat Credit, CAG raised a Memo which subsequently converted into the Draft Para. However, the matter was analyzed/revisited in consultation with our tax consultant, from which, it finally emerged that there was scope for availment of the subject Cenvat Credit due to the fact that (i) restriction on availment of Cenvat Credit was applicable for manufacturer or producer of output services only not on Input Service Distributor and (ii) time and again it was held that the Cenvat Credit could not be denied on procedural ground when credit on goods and services were in principle eligible for credit. Accordingly, the un-availed Cenvat Credit amounting to ₹30.48 Crore till Oct'2013 as well as the balance period of 2013-14 and 2014-15 has been availed through the current Returns (ER1 of Sept'16 and ST3 of April-Sept'16) with an intimation to Jurisdictional Authority of Central Excise Department disclosing the entire facts.

Cenvat Credit amounting to ₹30.48 Crore was carried forward in ER-1 Return and later on included in CGST Credit of GST TRAN-01 after implementation of GST w.e.f. 01.07.2017 and the said amount has already been utilized in GSTR-3B Return for the period from Oct, 2018 to Feb, 2019.



**g) Fund under Master Plan**

The Company receives fund from Coal India Limited against Master Plan for dealing with fire and rehabilitation of persons dwelling in coal bearing / fire affected area of the Company leasehold land. The Company is the implementing agency for fire projects and rehabilitation of persons dwelling in the Company houses. BCCL is providing for shifting of BCCL employees Jharia from the fire endangered and coal bearing areas to non-coal bearing areas out of their capital Budget and accounted the same as per accounting principles.

Jharia Rehabilitation & Development Authority (JRDA) is the implementing agency for rehabilitation of persons dwelling in non-BCCL houses, for which the Company acts as a nodal agency. Fund received as nodal agency is advanced to JRDA and such Advance (shown under Other Deposits and Advances in Note-11) as well as the relevant Fund, both are adjusted on the basis of utilization statement submitted by JRDA. There is an Advance of ₹111.21 Crore as on 31<sup>st</sup> March, 2023 (as on 31<sup>st</sup> March, 2022 ₹428.86 Crore) to JRDA awaiting utilization certificate for their adjustment.

Position of Unutilized Fund under Master Plan as on 31<sup>st</sup> March, 2023 (Shown under Shifting and Rehabilitation Fund in Note-22) is as follows :

(₹ 'Crore)

Particulars	As at 31.03.2023	As at 31.03.2022
Opening balance of unutilized fund under Master Plan at the beginning of the period / year	471.56	287.28
Fund Received during the period / year	1.75	197.48
Utilization /adjustment during the period / year	325.75	13.20
Closing balance of unutilized fund	147.56	471.56

**h) Write-off/Write-Back**

The following Write back / write off for old /unlinked/unmoved/ unclaimed/ unrealized Liabilities/ Advance etc as 'not payable'/ 'not realizable' as approved by Area Management has been considered in Current Period Financial Statements. Write-off and write back of related provision had been approved by BCCL Board.

(₹ 'Crore)

Sl. No.	Particulars	Note No.	Amount of Write Back / Write Off (Current Period)		Amount of Write Back / Write Off (Previous Year)	
1	Write Back:	25				
	(a) Liabilities/Provisions		113.99		331.99	
	(b) Progressive MC Exp.		126.81		0.00	
				240.80		331.99
2	Write Off:	34				
	(a) Doubtful Advance		0.00		16.58	
	(b) Others		0.00	0.00	0.00	16.58
3	Write Back of Related Provision:	34				
	(a) Doubtful Advance		0.00		16.58	
	(b) Others		0.00	0.00	0.00	16.58
<b>Net positive impact on Profitability</b>				<b>240.80</b>		<b>331.99</b>

**i) Revenue from Contracts with Customers (Ind AS-115)**

- i) Other claims are accounted for when there is certainty of realization. Accordingly, in the sub-judice matter of House Rent receivable from the tenants of Bhuli Town Administration, revenue is accounted for on cash basis.
- ii) Refund / Adjustment together with interest thereon from Tax Authorities are accounted for on the basis of final assessment / refund.
- iii) Recovery of the liquidated damages and penalties are accounted for on the basis of final settlement.

**iv) Disaggregated Revenue information:**

Set out below is the disaggregation of the Company's revenue from contract with customers:

(₹ 'Crore)

	<b>Year ended 31<sup>st</sup> March, 2023</b>	<b>Year ended 31<sup>st</sup> March, 2022</b>
<b>Types of goods or service</b>		
Coal	12333.34	9445.58
Others	0.00	0.00
<b>Total revenue from contracts with customers</b>	<b>12333.34</b>	<b>9445.58</b>
<b>Types of Customers</b>		
Power sector	8077.29	7090.69
Non-Power sector	4256.05	2354.89
<b>Total revenue from contracts with customers</b>	<b>12333.34</b>	<b>9445.58</b>
<b>Types of Contract</b>		
FSA	8966.44	7243.12
E Auction	1553.11	1120.90
Others	1813.79	1081.56
<b>Total revenue from contracts with customers</b>	<b>12333.34</b>	<b>9445.58</b>
<b>Timing of goods or service</b>		
Goods/Service transferred at a point in time	12333.34	9445.58
<b>Total revenue from contracts with customers</b>	<b>12333.34</b>	<b>9445.58</b>

**j) Ratios**

Sr No.	Description	For the Year ended 31.03.2023	For the year ended 31.03.2022	Variance
1	<b>Current Ratio</b>	<b>0.96</b>	<b>0.99</b>	<b>-2.65%</b>
<p>The current ratio indicates a company's overall liquidity position. It is widely used by banks in making decisions regarding the advancing of working capital credit to their clients. Current ratio has been calculated as Current Assets divided by Current liabilities.</p>				
2	<b>Debt-Equity Ratio</b>	<b>0.00</b>	<b>0.00</b>	<b>NA</b>
<p>Debt-to-equity ratio compares a Company's total debt to shareholders equity. Both of these numbers can be found in a Company's balance sheet. Debt-Equity Ratio has been calculated as total debt divided by Shareholder's Equity.</p>				
3	<b>Debt Service Coverage Ratio</b>	<b>16.98</b>	<b>6.20</b>	<b>173.77%</b>
<p>Debt Service coverage ratio is used to analyse the firm's ability to pay-off current interest and instalments. Debt Service Coverage Ratio is calculated as Earning available for debt service divided by Debt Service.</p> <p>Earning for Debt Service = Net Profit after taxes + Non-cash operating expenses like depreciation and other amortizations + Interest + other adjustments like loss on sale of Fixed assets etc. Debt service = Interest &amp; Lease Payments + Principal Repayments</p> <p>"Net Profit after tax" means reported amount of "Profit / (loss) for the period" and it does not include items of other comprehensive income.</p>				
4	<b>Return on Equity Ratio</b>	<b>18.28</b>	<b>3.51</b>	<b>420.93%</b>
<p>It measures the profitability of equity funds invested in the Company. The ratio reveals how profitability of the equity-holders' funds have been utilized by the Company. It also measures the percentage return generated to equity-holders. The ratio is computed as: (Net Profits after taxes less Preference Dividend (if any)) divided by Average Shareholder's Equity</p>				
5	<b>Inventory Turnover Ratio</b>	<b>13.46</b>	<b>9.33</b>	<b>44.28%</b>
<p>This ratio also known as stock turnover ratio and it establishes the relationship between the cost of goods sold during the period or sales during the period and average inventory held during the period. It measures the efficiency with which a Company utilizes or manages its inventory. Inventory turnover ratio is calculated as Cost of goods sold OR sales divided by Average Inventory.</p> <p>Average inventory is (Opening + Closing balance / 2)</p> <p>When the information opening and closing balances of inventory is not available then the ratio can be calculated by dividing COGS OR Sales by closing balance of Inventory.</p>				
6	<b>Trade Receivables Turnover Ratio</b>	<b>12.46</b>	<b>5.53</b>	<b>125.25%</b>
<p>It measures the efficiency at which the firm is managing the receivables.</p> <p>Trade receivables turnover ratio = Net Credit Sales / Avg. Accounts Receivable</p>				

Net credit sales consist of gross credit sales minus sales return. Trade receivables includes sundry debtors and bills receivables.

$$\text{Average trade debtors} = (\text{Opening} + \text{Closing balance} / 2)$$

When the information about credit sales, opening and closing balances of trade debtors is not available then the ratio can be calculated by dividing total sales by closing balances of trade receivables.

<b>7</b>	<b>Trade Payables Turnover Ratio</b>	<b>5.57</b>	<b>3.83</b>	<b>45.22%</b>
----------	--	-------------	-------------	---------------

It indicates the number of times sundry creditors have been paid during a period. It is calculated to judge the requirements of cash for paying sundry creditors. It is calculated by dividing the net credit purchases by average creditors.

$$\text{Trade payables turnover ratio} = \text{Net Credit Purchases} / \text{Average Trade Payables}$$

Net credit purchases consist of gross credit purchases minus purchase return

When the information about credit purchases, opening and closing balances of trade creditors is not available then the ratio is calculated by dividing total purchases by the closing balance of trade creditors.

<b>8</b>	<b>Net Capital Turnover Ratio</b>	<b>3.26</b>	<b>2.89</b>	<b>12.96%</b>
----------	---------------------------------------	-------------	-------------	---------------

It indicates a company's effectiveness in using its working capital. The working capital turnover ratio is calculated as follows: net sales divided by the average amount of working capital during the same period. Net capital turnover ratio = Net Sales / Working Capital

Net sales shall be calculated as total sales minus sales returns.

Working capital shall be calculated as current assets minus current liabilities.

<b>9</b>	<b>Net Profit Ratio</b>	<b>5.23</b>	<b>1.18</b>	<b>342.56%</b>
----------	-------------------------	-------------	-------------	----------------

It measures the relationship between net profit and sales of the business.

$$\text{Net Profit Ratio} = \text{Net Profit} / \text{Net Sales}$$

Net profit shall be after tax.

Net sales shall be calculated as total sales minus sales returns.

<b>10</b>	<b>Return on Capital Employed</b>	<b>14.76</b>	<b>8.22</b>	<b>79.60%</b>
-----------	---------------------------------------	--------------	-------------	---------------

Return on capital employed indicates the ability of a company's management to generate returns for both the debt holders and the equity holders. Higher the ratio, more efficiently is the capital being employed by the company to generate returns.

$$\text{ROCE} = \text{Earnings before interest and taxes} / \text{Capital Employed}$$

$$\text{Capital Employed} = \text{Tangible Net Worth} + \text{Total Debt} + \text{Deferred Tax Liability}$$

<b>11</b>	<b>Return on Investment</b>	<b>17.05</b>	<b>3.41</b>	<b>399.93%</b>
-----------	---------------------------------	--------------	-------------	----------------

Return on investment (ROI) is a financial ratio used to calculate the benefit received by the company in relation to its investment cost. The higher the ratio, the greater the benefit earned.

**k) Changes in Accounting Policies, Changes in Accounting Estimates and Errors (Ind AS 8)**

The Significant accounting policy (Note-2) adopted by the Company is in accordance with Indian Accounting Standards (Ind ASs) notified by Ministry of Corporate Affairs (MCA) under the Companies (Indian Accounting Standards) Rules, 2015 (as amended).

**l) Events Occurring after the Reporting Period (Ind AS 10)**

No adjusting or non-adjusting events occurred after the reporting period.

**m) Change in Capital Structure**

There is no movement in the equity share capital held by Coal India Limited (100%) during the current period.

Nominal Dividend of ₹ 888.65 Crore on erstwhile 5% Non-Convertible Cumulative Redeemable Preference Shares was not due as the Company was carrying accumulated losses.

**n) Recent Accounting Pronouncements**

Ministry of Corporate Affairs (“MCA”) notifies new standards or amendments to the existing standards under Companies (Indian Accounting Standards) Rules as issued from time to time. On March 31, 2023, MCA amended the Companies (Indian Accounting Standards) Amendment Rules, 2023. The effective date for adoption of this amendment is annual periods beginning on or after April 1, 2023. The amendments are as below:

Ind AS 1 - Presentation of Financial Statements - This amendment requires the entities to disclose their material accounting policies rather than their significant accounting policies. The Company does not expect this amendment to have any significant impact in its financial statements.

Ind AS 8 - Accounting Policies, Changes in Accounting Estimates and Errors - This amendment has introduced a definition of ‘accounting estimates’ and included amendments to Ind AS 8 to help entities distinguish changes in accounting policies from changes in accounting estimates. The Company has evaluated the amendment and there is no impact on its financial statements.

Ind AS 12 - Income Taxes - This amendment has narrowed the scope of the initial recognition exemption so that it does not apply to transactions that give rise to equal and offsetting temporary differences. The Company does not expect this amendment to have any significant impact in its financial statements.

**o) Total Consumption of Raw Materials (Note 12)**

(₹ 'Crore)

Particulars	Year ended 31.03.2023		Year ended 31.03.2022	
	Amount	%-age of total consumption	Amount	%-age of total consumption
<b>1.Raw Coal consumed in Washeries during the year :</b>				
Imported	0.00	0.00	0.00	0.00
Indigenous	1313.13	100.00	989.22	100.00

**p) Statement of Stock of Coal (Raw Coal, Washed Coal & Other Products)**

(₹ in Crore and Quantity in MT)

	Year ended 31.03.2023		Year ended 31.03.2022	
	Qty.	Value	Qty.	Value
<b>Opening Stock</b>	<b>8.19</b>	<b>1202.10</b>	<b>10.25</b>	<b>1545.79</b>
Adjustment in Opg Stock	(0.04)	0.00	0.00	0.00
Production	40.74	13673.95	34.15	10091.76
Sales	35.73	12333.34	32.64	9445.58
Own Consumption	0.00	0.27	0.01	0.65
Coal Used for W/Coal	4.42	1313.13	3.56	989.22
(Shortage)/Surplus	0.00	0.00	0.00	0.00
<b>Closing Stock</b>	<b>8.74</b>	<b>1229.31</b>	<b>8.19</b>	<b>1202.10</b>

**q) Previous Year's Figures**

Previous Period figures have not been regrouped and rearranged.

r) Note-1 and 2 represents Corporate Information and Significant Accounting Policies respectively. Note 3 to 23 form part of the Balance Sheet as at 31<sup>st</sup> March, 2023 and Note 24 to 37 form part of Statement of Profit & Loss for the period ended 31<sup>st</sup> March, 2023. Note-38 represents Additional Notes to the Financial Statements

**As per our report of even date  
For N.C. Banerjee & Co.**

Chartered Accountants  
FRN - 302081E

**(CA Arvind Kumar)**

Partner  
Mem. No - 402203

**Date: 24.04.2023  
Place: Dhanbad**

**On behalf of the Board**

**(Samiran Dutta)**  
Chairman cum Managing  
Director & CEO  
DIN- 08519303

**(Rakesh Kumar Sahay)**  
Director (Finance)  
& CFO  
DIN- 10122335

**(Anand Pratap Singh)**  
HOD (Finance I/C)

**(B.K. Parui)**  
Company Secretary



**BHARAT COKING COAL LIMITED, DHANBAD**  
(A Miniratna Company)  
**OTHER DETAILS (ENCLOSURES)**

**NOTE - 24 : REVENUE FROM OPERATIONS**

(₹ 'Crore)

	Year Ended 31.03.2023	Year Ended 31.03.2022
<b>Break-up of Statutory Levies on Sale of Coal</b>		
Royalty	1,310.41	1,073.66
Goods and Service Tax	685.01	555.98
GST compensation Cess	1,429.34	1,305.40
Cess on Coal	13.19	19.59
National Mineral Exploration Trust	26.05	21.49
District Mineral Foundation	390.81	322.08
Bazar Tax	115.12	92.31
Management Fees	3.18	2.87
Other Levies (Covid Cess)	31.11	28.38
<b>Total</b>	<b>4,004.22</b>	<b>3,421.76</b>

**NOTE 28 : EMPLOYEE BENEFITS EXPENSES**

<b>Break-up of Salary, Wages, Allowances ,Bonus etc.</b>		
Salary, Wages, Allowances ,Bonus etc.	4,043.70	3,902.85
NCWA XI Provision	1,223.64	223.27
Ex-Gratia	289.64	287.50
Performance Related Pay	113.33	90.41
<b>Total</b>	<b>5,670.31</b>	<b>4,504.03</b>

<b>Break-up of Contribution to P.F. &amp; Other Funds</b>		
Contribution to P.F. & Other Funds	739.70	662.94
Gratuity	210.39	191.66
Leave Encashment	388.90	100.68
Medical Expenses for retired employees	51.34	83.73
Medical Expenses for existing employees	13.90	17.18
<b>Total</b>	<b>1,404.23</b>	<b>1,056.19</b>

(₹'Crore)

	<b>Year Ended 31.03.2023</b>	<b>Year Ended 31.03.2022</b>
<b>Break-up of Staff Welfare Expenses</b>		
VRS	-	-
Workman Compensation	3.01	3.38
Grants to Schools & Institutions	5.39	2.49
Sports & Recreation	1.22	0.87
Canteen & Creche	0.03	-0.03
Power - Township	201.20	193.28
Hire Charges of Bus, Ambulance etc.	2.21	0.72
Other Employee Benefits	70.52	27.39
<b>Total</b>	<b>283.58</b>	<b>228.10</b>
<b>Grand Total</b>	<b>7,358.12</b>	<b>5,788.32</b>

**Credit/Debit note issued during the year for Coal Quality Variance**

Credit Note issued during the year for the year	-	3.08
Credit Note issued during the year for the earlier years	125.63	149.97
<b>Total Credit Notes issued during the year</b>	<b>125.63</b>	<b>153.05</b>
Debit Note issued during the year for the year	-	-
Debit Note issued during the year for the earlier years	34.92	72.45
<b>Total Debit Notes issued during the year</b>	<b>34.92</b>	<b>72.45</b>

**Reconciliation of Depreciation/Amortisation/Impairment**

Depreciation charged for the year as per Note-3	290.50	281.58
Impairment done during the year as per Note-3	6.80	13.05
Depreciation charged for the year as per Note-4	-	-
Impairment done during the year as per Note-4	3.91	2.33
Amortisation charged for the year as per Note-5	-	-
Impairment done during the year as per Note-5	-	18.52
Amortisation charged for the year as per Note-6.1	2.90	-
Impairment done during the year as per Note-6.1	-	-



(₹'Crore)

	Year Ended 31.03.2023	Year Ended 31.03.2022
Amortisation charged for the year as per Note-6.2	-	-
Impairment done during the year as per Note-6.2	-	-
<b>Total (A)</b>	<b>304.11</b>	<b>315.48</b>
<b>Depreciation/Impairment/Amortisation as per P&amp;L Statement (B)</b>	<b>304.11</b>	<b>315.48</b>
Depreciation capitalised during the year on mines in development phase (C)	-	-
<b>Difference (A-B-C)</b>	<b>-</b>	<b>-</b>

**As per our report of even date**
**For N.C. Banerjee & Co.**

Chartered Accountants

**FRN - 302081E**
**(CA Arvind Kumar)**

Partner

**Mem. No - 402203**
**Date: 24.04.2023**
**Place: Dhanbad**
**On behalf of the Board**
**(Virander Sharma)**

HOD (Fin) CA&amp;T

**(Anand Pratap Singh)**

HOD (Finance I/C)



# **BHARAT COKING COAL LIMITED**

**(A Mini Ratna Company)**

Koyla Bhawan, Koyla Nagar  
Dhanbad - 826005, Jharkhand

[www.bcclweb.in](http://www.bcclweb.in)

#Gautam Advertisement