

17 December 2024

ASX:MM8

Ravensthorpe-Forrestania Study Delivers Outstanding Financial Metrics

Compelling near-term gold-copper production opportunity and growth platform

Medallion Metals Limited (ASX: **MM8**) (**Medallion** or the Company) is pleased to report the results of the initial Scoping Study for the Ravensthorpe Gold Project (**RGP**) with processing at Forrestania (the **Project**) (**Study**).

In August 2024, Medallion entered into an Exclusivity Agreement with IGO Ltd (ASX: **IGO**) that granted the Company a period of exclusivity to negotiate the acquisition of certain assets of the Forrestania Nickel Operation (**FNO**), including the Cosmic Boy Process Plant (**Cosmic Boy**) and associated infrastructure (**Proposed Transaction**).

Medallion has completed the Study premised upon the completion of the Proposed Transaction. The Study results confirm the Project as a technically and commercially robust development opportunity, generating strong cashflows and offering returns on investment which are attractive relative to the risks identified through the Study process.

All figures presented in this announcement are approximate. All dollars are Australian Dollars (\$) unless stated otherwise.

Study Highlights:

- Initial production inventory of **2.7Mt @ 3.9 g/t Au & 0.6 % Cu for 342 koz Au & 16 kt Cu contained**
- Total initial metal production of **336 koz Au & 13 kt Cu**
- Mine life 5.5 years generating pre-tax cashflows averaging **\$90 million per annum** under base case assumptions
- **Pre-tax free cash flow of \$498 million** assuming A\$3,615/oz Au, A\$5.54/lb Cu (base case)
- **Pre-tax free cash flow of \$637 million** assuming A\$4,000/oz Au, A\$6.15/lb Cu (spot)
- Forecast average **All-In-Sustaining-Cost (AISC) of A\$1,845/oz** of Au produced (net of by-product credit)
- **Total pre-production capital cost of \$73 million** inclusive of mine establishment and process plant modifications
- **Pre-tax NPV₁₀ of \$329 million & IRR 129%** (base case)
- **Pre-tax NPV₁₀ of \$429 million & IRR 169%** (spot)
- **Payback period: 12 months (base case), 9 months (spot)**
- Establishment of proven & industry standard process route of gravity-flotation-CIL (Deflector analogy) at Forrestania to deliver **high gold recovery (98%) and copper recovery (80%)** to saleable products over the Project life
- **Significant potential to enhance Project returns through increased throughput rate and mine life extension**

Potential Upside Drivers:

- RGP Mineral Resource conversion and extensions (15km drill program well advanced);
 - Initial production inventory represents 44% of existing sulphide Mineral Resource (gold content)
 - Deposit shallowly drilled, Mineral Resource extends to 330 metres, deepest hole 415 metres below surface
- Commercialisation of RGP oxide/transitional Mineral Resources (10.3 Mt @ 1.6 g/t Au for 520 koz Au)¹, Trilogy deposit Mineral Resources (5.6 Mt @ 0.9 g/t Au, 54.4 g/t Ag, 1.2 % Cu, 2.4 % Pb, 1.4 % Zn)²
- Redeployment of surplus mine infrastructure at Forrestania to Ravensthorpe to reduce pre-production capital
- Ability to commercialise gold deposits within economic trucking distance of Cosmic Boy

¹ Refer to Annexure 1 for further details of the RGP Global Mineral Resource Estimate.

² Refer to Annexure 2 for further details of the Trilogy Mineral Resource Estimate.



Next Steps:

Medallion is well advanced through a 15 thousand metre drill program to grow the high-grade sulphide underground resource at RGP in terms of both size and confidence. Assay results received to date are confirming the geological model in terms of grade and thickness. The Company has now progressed to the next key approvals stage with RGP referred under the Environment Protection and Biodiversity Conservation Act 1999 (**EPBC Act**) and expects to have clarity on the status of RGP under the EPBC Act in early calendar 2025. Negotiations with IGO in relation to the Proposed Transaction continue to advance in a positive fashion. Subject to the satisfactory completion of these negotiations, Medallion will look to complete a Bankable Feasibility Study (**BFS**) and make a Final Investment Decision (**FID**) by the third quarter of 2025.

Managing Director, Paul Bennett, commented:

“The study demonstrates a unique and compelling opportunity to bring the Ravensthorpe mineral resource together with the established infrastructure at Forrestania to achieve a low capital, low risk and rapid pathway to gold and copper production in a very strong price environment. In addition, re-establishing gold production capability at Forrestania, a historically significant gold province, provides an exciting platform for future growth.

In parallel with continuing exclusive negotiations with IGO to acquire Cosmic Boy, we’re advancing environmental approvals for an underground development at Ravensthorpe and are well advanced with a 15km drill program to grow the size and confidence of the underground resource and to support further metallurgical test work. We continue to progress apace toward development at Ravensthorpe and we think we’re well placed to make near term gold-copper production and generation of strong cashflows a reality”.

CAUTIONARY STATEMENT

The Scoping Study referred to in this announcement has been undertaken by Medallion Metals Limited to evaluate the technical and commercial viability of establishing an underground mining operation at its Ravensthorpe Gold Project and trucking of the mined material for processing at a modified Cosmic Boy Processing Plant, located in the Forrestania region of Western Australia (the **Project**).

The Study includes a preliminary assessment of mining the sulphide component of the Ravensthorpe Gold Project Mineral Resources and the engineering requirements to modify the Cosmic Boy Processing Plant to treat that material to yield saleable products. This Study is based on high level technical and economic assessments (+/- 35% accuracy) that are not sufficient to support the estimation of Ore Reserves for the Project or for an investment decision to be made. Further evaluation and appropriate studies focussed on mining and processing are required before Medallion will be in a position to advise of any re-estimation of Ore Reserves for the Project or to provide any assurance of an economic development case.

The Study is based on the material assumptions outlined in this announcement, including assumptions about the completion of the proposed transaction with IGO Limited announced to ASX on 8 August 2024 whereby the Company acquires Cosmic Boy and certain infrastructure (**Proposed Transaction**) and the availability of development funding.

Investors should note that there is no certainty that Medallion will complete the Proposed Transaction or be able to raise the required amount of development funding when it is required. It is also possible that development funding may only be available on terms that are dilutive to or otherwise effect the value of Medallion’s existing shares. It is also possible that Medallion could pursue other value realisation strategies such as a sale, partial sale or joint venture of the Project. This could materially reduce Medallion’s proportionate ownership of the Project.

While Medallion considers that all material assumptions are based on reasonable grounds, there is no certainty that they will prove to be correct or that the outcomes indicated by the Study will be achieved.

The production target and forecast financial information referred to in this announcement comprise Indicated Mineral Resources (approximately 71%) and Inferred Mineral Resources (approximately 29%). There is a lower level of geological confidence associated with Inferred Mineral Resources and there is no certainty that further exploration work will result in the determination of Indicated Mineral Resources or that the production target will be achieved.

Given the uncertainties involved and listed above, investors should not make any investment decision based solely on the results of the Study.

This announcement should be read in conjunction with the Annexures and the statements on pages 9 and 10, which form an integral part of this announcement.



Overview & Key Outcomes

The Study considers the development of an underground gold and copper mine at the Kundip Mining Centre (**KMC**), a subset of the broader RGP, targeting the sulphide component of the existing Mineral Resource. Surface layout at KMC is shown in Figure 2. The Study benefits significantly from work previously completed as part of the Pre-Feasibility (**PFS**) that considered a standalone gold and copper mining and processing operation at RGP, processing oxide, transitional and sulphide gold and copper material to produce saleable products³. The PFS outlined a production inventory of 13.9Mt @ 1.8g/t Au & 0.2% Cu, producing 777koz of Au and 16kt of Cu for sale over a 9-year life. The Company will take advantage of many elements of the PFS work in order to inform approval applications and to enable rapid transition to development.

The underground mining method selected is a combination of longhole and incline benching in a top-down sequence which minimises working capital by taking advantage of the competent ground conditions. Application of conservative modifying factors yields a production inventory of 2.7Mt @ 3.9g/t Au & 0.6 % Cu for 342 koz Au & 16 kt Cu contained. The production inventory contains Inferred Resources representing 29% of the overall tonnage mined and processed over the Life of Mine (**LOM**). Inferred resources average of 8% of overall tonnage mined and processed over the first 12 months of the Project life, and 18% over the first 24 months. Mined material is delivered to a surface Run of Mine (**ROM**) pad and then trucked by 99 tonne road trains from KMC, via Ravensthorpe and Lake King to FNO, approximately 170 km by public roads (Figure 1).

Material will be processed at a rate of 0.5 Mtpa via a standard Gravity-Flotation-Carbon-in-Leach (**CIL**) process route, yielding a mine life of approximately 5.5 years based upon the production inventory sourced from KMC. LOM gold recovery is estimated at 98%. LOM copper recovery is 80%.

Modifications to the Cosmic Boy processing infrastructure will be required to process KMC material to achieve the throughput rates and recoveries modelled in the Study. GR Engineering Services Ltd (**GRES**) was tasked with designing modifications to the Cosmic Boy infrastructure to enable KMC material to be treated at the specified throughput rate to achieve target metallurgical recoveries. GRES is well placed to advise on these matters, having designed and constructed the Cosmic Boy plant and its subsequent modifications, as well as overseeing the majority of KMC metallurgical testwork and process engineering that has informed studies completed by Medallion to date. Key modifications include installation of additional grinding capacity, installation of a gravity and CIL circuit, elution and gold recovery circuits (Figure 3). The outcome will be the establishment of an industry standard processing flowsheet capable of recovering gold, copper and silver to saleable products (concentrate and doré).

Pre-production capital expenditure is estimated at \$73 million, comprising: \$37.0 million invested at FNO to construct gold and copper ore processing capability at Cosmic Boy, and a further \$34.3 million at KMC to establish underground operations and ancillary infrastructure. An additional \$150.1 million of sustaining and other capital expenditure is anticipated over the Project life, principally comprised of underground capital development at KMC, tailings storage facility lifts at FNO and Project closure costs. All-In Sustaining Costs (**AISC**)⁴ are estimated at A\$1,845 per ounce of gold sold over the LOM net of by-product credits (copper and silver).

The financial analysis is at the Project level and is on a pre-tax, un-levered basis. Financial outcomes and assumptions are shown in Table 1 below. The sensitivity of the Project to a range of macro input assumptions is shown in Table 2. Study results confirm a technically and commercially robust development opportunity offering returns on investment which are attractive relative to the risks identified through the Study process.

A range of opportunities have been identified to enhance Project returns. KMC deposits are shallowly drilled and open in multiple directions. Potential extensions to the deposits not considered in the Study represent clear opportunities to increase the Project production profile. Optimisation of cut-off grade, underground development layout and fill strategy all present opportunities to increase efficiency and recovery of production inventory. Redeployment of surplus mine infrastructure from FNO also represents significant potential cost savings to establishing and sustaining underground mining operations at KMC.

In conclusion, bringing KMC Mineral Resources together with the established infrastructure at FNO presents a strong investment case under base case assumptions. Multiple opportunities exist to enhance that investment case by advancing the growth initiatives articulated. Strategically, the establishment of gold processing infrastructure at FNO has the potential to unlock value from gold deposits located within trucking distance of Cosmic Boy. In an elevated Australian dollar gold price environment, the combination of KMC and FNO is a unique, low capital intensity, near term gold-copper development opportunity within Western Australia with multiple organic and inorganic growth pathways.

³ For further information relating to the KMC PFS, refer to the Company's ASX announcement dated 23 October 2023.

⁴ AISC is calculated in accordance with the World Gold Council guidance note issued in 2013 and as updated in 2018.

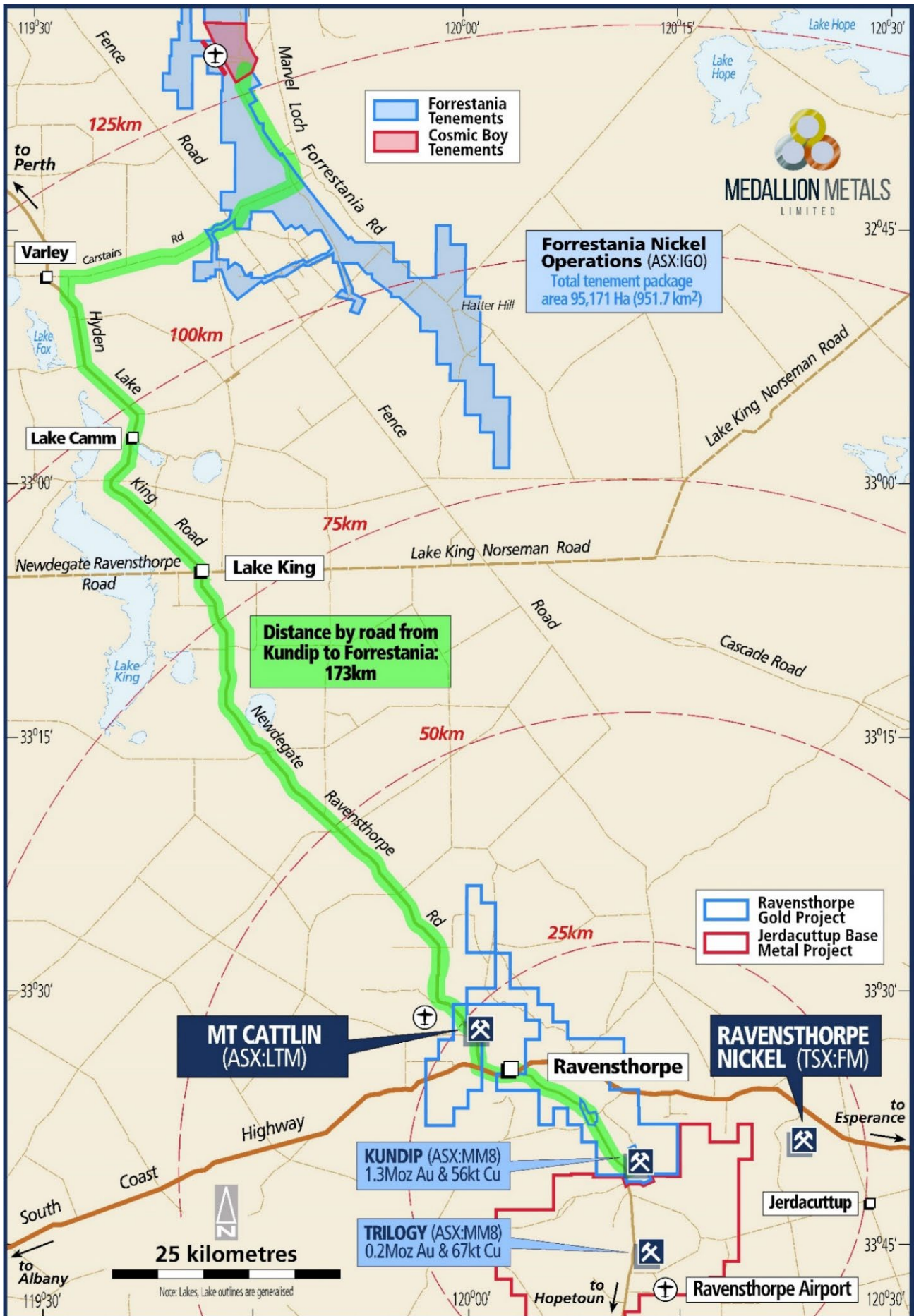


Figure 1: Location of Forrestania Nickel Operations and the Ravensthorpe Gold Project (global resource metrics shown)



Key Study Outcomes & Assumptions

The Study has been premised on a +/- 35% accuracy level, accordingly, all figures expressed following are approximate.

Project Statistics			
Parameter	Units	Base Case	Spot Pricing ³
Production			
Mill throughput rate	ktpa	500	500
Life of mine ¹	years	5.5	5.5
Ore mined and processed	Mt	2.7	2.7
Au grade	g/t	3.9	3.9
Cu grade	%	0.6	0.6
Au contained	koz	342	342
Cu contained	kt	16	16
<i>Metal recovered for sale</i>			
Au	koz	336	336
Cu	kt	13	13
<i>Overall metallurgical recovery</i>			
Au	%	98.3	98.3
Cu	%	80.0	80.0
Financial			
Net Smelter Return - doré	US\$m	471	521
Net Smelter Return - concentrate	US\$m	394	438
Total	US\$m	865	960
NSR	\$m	1,331	1,477
Operating	\$m	(561)	(561)
Royalties	\$m	(50)	(55)
Capital (sustaining)	\$m	(150)	(150)
AISC ²	\$/oz sold	1,845	1,807
Capital (pre-production)	\$m	(73)	(73)
Pre-tax Cashflow	\$m	498	637
NPV(10)	\$m	329	429
IRR	%pa	129	169
Payback	years	1.0	0.8
Assumptions			
Au price	US\$/oz	2,350	2,600
Cu price	US\$/t	7,937	8,818
Exchange rate	A\$:US\$	0.65	0.65
Discount rate	%pa	10.0	10.0

Table 1: Key Study Outcomes & Assumptions

Notes:

- 1: Life of Mine (LOM) is calculated as the period of time the processing plant is in operation.
- 2: All-In Sustaining Costs (AISC) and All-In Costs (AIC) are premised upon the World Gold Council guidance note issued in 2013 (as amended). AISC is presented net of by-product credits (Cu & Ag) and includes all onsite costs associated with mining, processing and administration, royalties and sustaining capital. AIC includes AISC, pre-production capital, non-sustaining capital and rehabilitation.
3. Approximate spot pricing of Au, Ag, Cu and foreign exchange as at the finalisation date of the Study.

A\$m Pre-tax NPV(10) – Sensitivity to US\$ gold and A\$:US\$ FX							
A\$:US\$	2,650	2,550	2,450	2,350	2,250	2,150	2,050
0.62	484	447	411	374	337	301	264
0.63	467	431	395	359	322	286	250
0.64	450	415	379	344	308	272	237
0.65	434	399	364	329	294	259	224
0.66	418	384	349	315	281	246	212
0.67	403	369	335	301	267	234	200
0.68	389	355	322	288	255	221	188

Table 2: Sensitivity Analysis (Macro Assumptions)

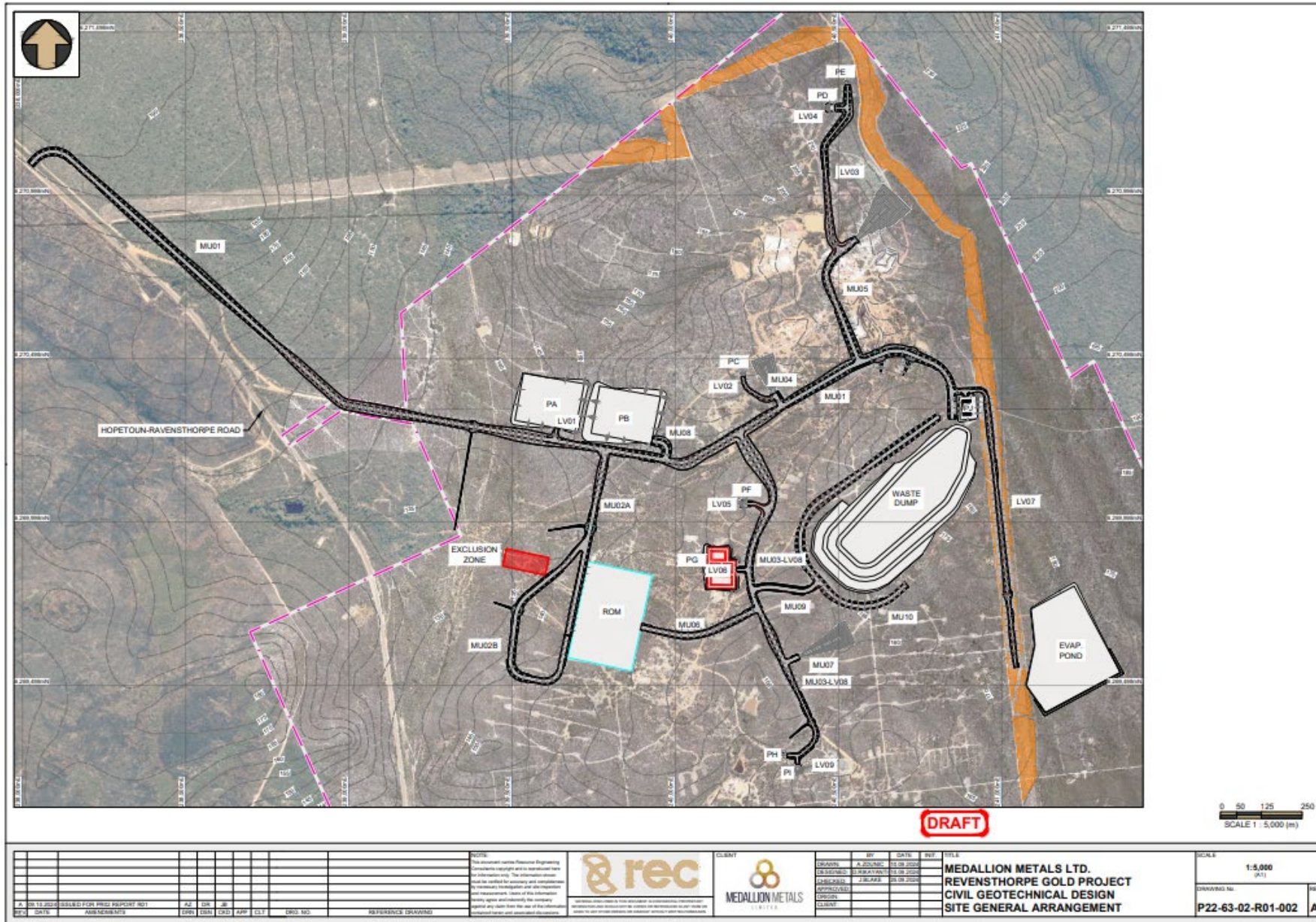


Figure 2: Proposed KMC Site Layout



Figure 3: Cosmic Boy Process Plant with proposed modifications (red).



Next Steps

The completion of the Scoping Study represents a significant de-risking milestone to support the acquisition of Cosmic Boy by the Company. The Study results confirm the Project as a technically and commercially robust development opportunity offering returns on investment which are attractive relative to the risks identified through the Study process.

The favourable cost structure both in AISC and AIC terms provides outstanding leverage to the Australian dollar gold price which is currently trading at or near record levels. Coupled with multiple opportunities to enhance Project returns through resource growth, new discovery and tenure consolidation in the Ravensthorpe and Forrestania regions, the Project represents a unique, near-term gold development opportunity in a Tier 1 jurisdiction.

Critical work streams to advance the Project to a Final Investment Decision (**FID**) are as follows:

- 1) Conversion of production inventory derived from Inferred resources to Indicated category in order to maximise metal reporting to Ore Reserves;
- 2) Ongoing testwork including metallurgical, geotechnical and hydrogeological to support Bankable Feasibility Study (BFS) level assessments,
- 3) Progression of environmental permitting with focus on primary approvals at State and Federal levels, and
- 4) Completion of the Proposed Transaction and acquisition of the Cosmic Boy Processing Plant and associated infrastructure.

Completion of all work streams to Project FID is dependent upon securing funding on terms acceptable to the Company.

Exclusive negotiations to acquire Cosmic Boy from IGO continue to advance positively. Subject to completing the Proposed Transaction and in order to minimise the timeframe to reach a Project FID, Medallion is advancing several work streams in parallel.

The process of seeking primary legislative approvals which would allow mining to commence at RGP and ore haulage to Forrestania for processing has commenced. Medallion has lodged a referral under the EPBC Act, the Minister's determination as to whether the Project requires assessment, and if so the level of assessment, will be critical for establishing the timeline for Project FID.

In order to support the conversion of Inferred Resources and to gather sample for further metallurgical testwork, a combined Reverse Circulation (**RC**) and Diamond Drill (**DD**) program is significantly advanced. Medallion anticipates having completed approximately 15,000m of drilling early in calendar year 2025 and expects the results will grow the underground MRE in terms of size and confidence and further de-risk the mine plan considered in the Study. An updated underground MRE is anticipated to be released in the first half of 2025.

The completion of a BFS in combination with the availability of development finance and a range of other factors will inform the Board's assessment of a Project FID.

This announcement is authorised for release by the Board of Medallion Metals Limited.

-ENDS-

For further information, please visit the Company's website www.medallionmetals.com.au or contact:

Paul Bennett
Managing Director
Medallion Metals Limited

Phone: +61 8 6424 8700
Email: info@medallionmetals.com.au
Suite 1, 11 Ventnor Avenue, West Perth WA 6005



PREVIOUSLY REPORTED INFORMATION

References in this announcement may have been made to certain ASX announcements, including exploration results, Mineral Resources, Ore Reserves, production targets and forecast financial information. For full details, refer to said announcement on said date. The Company is not aware of any new information or data that materially affects this information. Other than as specified in this announcement and other mentioned announcements, the Company confirms that it is not aware of any new information or data that materially affects the information included in the original market announcement(s), and in the case of estimates of Mineral Resources, Ore Reserves, production targets and forecast financial information that all material assumptions and technical parameters underpinning the estimates in the relevant announcement continue to apply and have not materially changed other than as it relates to the content of this announcement. The Company confirms that the form and context in which the Competent Person's findings are presented have not been materially modified from the original announcement.

INCLUSION OF INFERRED MINERAL RESOURCES

The production target and forecast financial information referred to in this announcement is primarily underpinned by Indicated Mineral Resources (approximately Indicated 71% and approximately 29% Inferred Mineral Resources). The Company draws attention to there being a lower level of geological confidence associated with Inferred Mineral Resources and there is no certainty that further exploration work will result in the determination of Indicated Mineral Resources or that the production target will be achieved. Accordingly, the Company has scheduled production such that Inferred Mineral Resources do not feature as a significant proportion of the early stages of the 73 month mine plan. Inferred Mineral Resources represent approximately 8% of the material mined over the first 12 months and 18% of the material mined over the first 24 months respectively. The Company is satisfied that the Inferred Mineral Resources included in production target are not the determining factors of the viability of the Project.

REPORTING OF GOLD EQUIVALENTS

The calculation of AuEq grades that are applied as cut-off criteria for the Mineral Resource Estimation and production inventory are as described on page 22 of the Scoping Study document appended to this announcement. In respect of the expression of AuEq ounces for production and economic analysis, AuEq for Project by-products (Cu & Ag) has been calculated using the following formula: $\text{AuEq ounces} = \text{Au recovered ounces} + ((\text{Cu recovered tonnes} \times \text{Cu price assumption}) + (\text{Ag recovered ounces} \times \text{Ag price assumption})) / \text{Au price assumption}$.

COMPETENT PERSONS STATEMENTS

The information in this announcement that relates to Exploration Results is based on, and fairly represents information and supporting documentation prepared by Mr Paul Bennett, a Competent Person who is a Member of the Australasian Institute of Mining and Metallurgy (AusIMM). Mr Bennett is an employee and security holder of Medallion Metals Ltd. Mr Bennett has sufficient experience that is relevant to the style of mineralisation and type of deposit under consideration and to the activity being undertaken to qualify as a Competent Person as defined in the 2012 Edition of the 'Australasian Code for Reporting of Mineral Resources and Ore Reserves' (the JORC Code). Mr Bennett consents to the inclusion in the report of the matters based on his information in the form and context in which it appears.

The information in this announcement that relates to production targets, assumptions on Modifying Factors and evaluation of other relevant factors is based on, and fairly represents information and supporting documentation that has been compiled under the supervision of Mr Paul Bennett BEng (Mining), a Competent Person who is a Member of the Australasian Institute of Mining and Metallurgy (AusIMM). Mr Bennett is an employee and security holder of Medallion Metals Ltd. Mr Bennett has reviewed and approved the technical content of this announcement. Mr Bennett has sufficient experience that is relevant to the style of mineralisation and type of deposit under consideration and to the activity being undertaken to qualify as a Competent Person as defined in the 2012 Edition of the 'Australasian Code for Reporting of Mineral Resources and Ore Reserves' (the JORC Code). Mr Bennett consents to the inclusion in the report of the matters based on his information in the form and context in which it appears.

The Mineral Resources underpinning the production target disclosed in this announcement have been prepared by Competent Persons in accordance with the 2012 Edition of the 'Australasian Code for Reporting of Mineral Resources and Ore Reserves' (JORC Code). For further details regarding the Mineral Resources underpinning the production target refer to the Company's ASX announcements dated 16 January 2023, 13 February 2023 and 8 August 2024.

DISCLAIMER

No representation or warranty, express or implied, is made as to the fairness, accuracy, or completeness of the information, contained in this material or of the views, opinions and conclusions contained in this material. To the maximum extent permitted by law, the Company, and its respective directors, officers, employees, agents and advisers disclaim any liability (including, without limitation any liability arising from fault or negligence) for any loss or damage arising from any use of this material or its contents, including any error or omission there from, or otherwise arising in connection with it.

FORWARD LOOKING STATEMENTS

Some statements in this announcement are forward-looking statements. Such statements include, but are not limited to, statements with regard to capacity, future production and grades, projections for sales, sales growth, estimated revenues and reserves, the construction cost of a new project, projected operating costs and capital expenditures, the timing of expenditure, future cash flow, cumulative negative cash flow (including maximum cumulative negative cash flow), the outlook for minerals and metals prices, the



outlook for economic recovery and trends in the trading environment and may be (but are not necessarily) identified by the use of phrases such as “will”, “would”, “could”, “expect”, “anticipate”, “believe”, “likely”, “should”, “could”, “predict”, “plan”, “propose”, “forecast”, “estimate”, “target”, “outlook”, “guidance” and “envisage”. By their nature, forward-looking statements involve risk and uncertainty because they relate to events and depend on circumstances that will occur in the future and may be outside the Company’s control. Actual results and developments may differ materially from those expressed or implied in such statements because of a number of factors, including levels of demand and market prices, the ability to produce and transport products profitably, the impact of foreign currency exchange rates on market prices and operating costs, operational problems, political uncertainty and economic conditions in relevant areas of the world, the actions of competitors, suppliers or customers, activities by governmental authorities such as changes in taxation or regulation. Given these risks and uncertainties, undue reliance should not be placed on forward-looking statements which speak only as at the date of this announcement. Subject to any continuing obligations under applicable law or any relevant stock exchange listing rules, the Company does not undertake any obligation to publicly release any updates or revisions to any forward-looking statements contained in this material, whether as a result of any change in the Company’s expectations in relation to them, or any change in events, conditions or circumstances on which any such statement is based.

The Company has concluded that it has a reasonable basis for providing forward looking statements included in this announcement and believes that it has a reasonable basis to expect that it will be able to fund its stated objectives for the Project. All material assumptions underpinning the production target and forecast financial information in this announcement are disclosed in the ‘Executive Summary’ which follows.

LIST OF ANNEXURES

ANNEXURE 1: RAVENSTHORPE GOLD PROJECT, GLOBAL MINERAL RESOURCE TABLE

ANNEXURE 2: TRILOGY DEPOSIT, GLOBAL MINERAL RESOURCE TABLE

ANNEXURE 3: JORC TABLE, REASONABLE BASIS FOR FORWARD LOOKING ASSUMPTIONS

ANNEXURE 4: SULPHIDE SCOPING STUDY WITH FORRESTANIA ORE PROCESSING



ANNEXURE 1: Ravensthorpe Gold Project Mineral Resources, February 2023

Mineral Resource Estimate for the Kundip Mining Centre - February 2023																						
Deposit		Indicated							Inferred							Total Resources						
		kt	Au	Au	Ag	Ag	Cu	Cu	kt	Au	Au	Ag	Ag	Cu	Cu	kt	Au	Au	Ag	Ag	Cu	Cu
			g/t	koz	g/t	koz	%	kt		g/t	koz	g/t	koz	%	kt		g/t	koz	g/t	koz	%	kt
Open pit COG 0.5g/t AuEq	Gem	7,840	1.6	400	1.5	380	0.1	10	2,820	1.9	170	1.5	140	0.1	4	10,650	1.7	570	1.5	520	0.1	14
	Harbour View	2,180	2.0	140	3.1	220	0.6	13	1,010	1.5	50	2.8	90	0.4	4	3,190	1.8	190	3.0	310	0.6	18
	Flag	730	4.4	100	4.4	100	0.5	4	220	2.4	20	2.7	20	0.2	1	950	3.9	120	4.0	120	0.4	4
	Gem Restored	470	2.0	30	2.7	40	0.2	1	340	1.3	10	2.1	20	0.2	1	800	1.7	40	2.5	60	0.2	2
	Gift	190	1.6	10	1.7	10	0.3	1	1,070	1.4	50	1.1	40	0.1	1	1,260	1.4	60	1.2	50	0.1	1
Underground COG 2.0g/t AuEq	Gem	-	2.9	-	2.4	-	0.2	0	300	6.4	60	3.1	30	0.4	1	300	6.4	60	3.1	30	0.4	1
	Harbour View	470	3.7	60	6.8	100	1.2	6	770	2.1	50	7.3	180	0.8	6	1,240	2.7	110	7.1	280	1.0	12
	Flag	140	5.2	20	4.9	20	0.4	1	410	5.0	70	5.1	70	0.4	1	550	5.1	90	5.0	90	0.4	2
	Gem Restored	80	7.2	20	9.0	20	1.0	1	180	5.6	30	7.1	40	0.7	1	260	6.1	50	7.7	60	0.8	2
	Gift	-	-	-	-	-	-	-	-	-	-	-	-	-	-	-	-	-	-	-	-	-
Open pit		11,400	1.9	690	2.0	750	0.3	29	5,460	1.7	290	1.7	300	0.2	10	16,860	1.8	980	1.9	1,060	0.2	38
Underground		710	4.4	100	6.7	150	1.0	7	1,650	4.0	210	6.0	320	0.6	10	2,350	4.1	310	6.2	470	0.7	17
Sub Total		12,110	2.0	790	2.3	900	0.3	36	7,110	2.2	510	2.7	620	0.3	20	19,210	2.1	1,290	2.5	1,520	0.3	56
Mineral Resource Estimate for the Desmond Deposit - December 2022																						
Open pit		-	-	-	-	-	-	-	160	0.9	-	3.1	20	1.4	2	160	0.9	-	3.1	20	1.4	2
Underground		-	-	-	-	-	-	-	110	0.8	-	2.2	10	1.3	1	110	0.8	-	2.2	10	1.3	1
Sub Total		-	-	-	-	-	-	-	270	0.9	10	2.7	20	1.4	4	270	0.9	10	2.7	20	1.4	4
Mineral Resource Estimate for the Ravensthorpe Gold Project – February 2023																						
Open pit		11,400	1.9	690	2.0	750	0.3	29	5,620	1.7	300	1.8	320	0.2	12	17,020	1.8	980	2.0	1,070	0.2	41
Underground		710	4.4	100	6.7	150	1.0	7	1,760	3.8	210	5.8	330	0.7	12	2,460	4.0	310	6.0	480	0.8	19
Grand Total		12,110	2.0	790	2.3	900	0.3	36	7,370	2.2	510	2.7	650	0.3	23	19,480	2.1	1,300	2.5	1,550	0.3	59

The preceding statement of Mineral Resources conforms to the JORC Code. All tonnages are dry metric tonnes. Minor discrepancies may occur due to rounding to appropriate significant figures.



ANNEXURE 2: Trilogy Deposit Mineral Resources, March 2018

Trilogy - March 2018			Au	Ag	Cu	Pb	Zn	Au	Ag	Cu	Pb	Zn	
			kt	g/t	g/t	%	%	koz	koz	kt	kt	kt	
Open Pit (Cu_Eq > 0.5%)	Oxide	Indicated	129	2.4	85.3	0.5	-	10	354	0.6	-	-	
		Inferred	336	1.9	71.7	0.1	-	21	774	0.3	-	-	
	Trans/Fresh	Indicated	4,476	0.8	52.5	1.4	2.8	121	7,556	62.0	126.0	72.1	
		Inferred	614	0.7	54.9	0.6	1.3	14	1,084	3.8	8.2	5.3	
Underground (Cu_Eq > 2.5%)	Trans/Fresh	Indicated	28	2.8	21.0	1.3	0.6	3	19	0.4	0.2	0.1	
		Inferred	18	1.5	19.7	1.4	0.3	1	11	0.3	0.1	0.2	
Sub-total		Indicated	4,633	4,633	0.9	53.2	1.4	2.7	1.6	133	7,929	63.0	126.2
		Inferred	968	968	1.1	60.1	0.5	0.9	0.6	35	1,869	4.4	8.3
Total			5,601	0.9	54.4	1.2	2.4	1.4	169	9,798	67.3	134.4	77.7

The preceding statement of Mineral Resources conforms to the JORC Code. All tonnages are dry metric tonnes. Minor discrepancies may occur due to rounding to appropriate significant figures.



ANNEXURE 3: Reasonable basis for forward looking assumptions.

No Ore Reserve has been estimated or declared for the Project. This document has been prepared in compliance with the JORC Code (2012) and the ASX Listing Rules. All material assumptions on which the Scoping Study production target and projected financial information are based have been included in this release and disclosed in the table below. The level of study does not support the estimation of Ore Reserves or provide any assurance that the Project will go ahead or be realised. The Scoping Study provides significant support to progress to a further level of study. Based on the significant bank of historical work undertaken at the Ravensthorpe Gold Project and the largely established status of the Forrestania Operation, the Company may elect to progress directly to a Feasibility Study level of assessment.

Criteria	JORC Code explanation	Commentary
Mineral Resource estimate for conversion to Ore Reserves	<ul style="list-style-type: none"> • <i>Description of the Mineral Resource estimate used as a basis for the conversion to an Ore Reserve.</i> • <i>Clear statement as to whether the Mineral Resources are reported additional to, or inclusive of, the Ore Reserves.</i> 	<ul style="list-style-type: none"> • The Mineral Resource Estimate (MRE) that is the basis of the Scoping Study was announced to the ASX on 8 August 2024. • No Ore Reserve has been declared as part of the Scoping Study.
Site Visits	<ul style="list-style-type: none"> • <i>Comment on any site visits undertaken by the Competent Person and the outcome of those visits.</i> • <i>If no site visits have been undertaken indicate why this is the case.</i> 	<ul style="list-style-type: none"> • Paul Bennett, the Competent Person for the reporting of exploration results is Medallion Metals' (MM8) Managing Director and conducts regular site visits. • Claire Edwards, the Competent Person for the Estimation and Reporting of Mineral Resources at Ravensthorpe is MM8's Senior Resource Geologist and conducts regular site visits.
Study status	<ul style="list-style-type: none"> • <i>The type and level of study undertaken to enable Mineral Resources to be converted to Ore Reserves.</i> • <i>The Code requires that a study to at least Pre-Feasibility Study level has been undertaken to convert Mineral Resources to Ore Reserves. Such studies will have been carried out and will have determined a mine plan that is technically achievable and economically viable, and that material Modifying Factors have been considered.</i> 	<ul style="list-style-type: none"> • The Study is a Scoping Study level of assessment. • No Ore Reserve has been declared.
Cut-off parameters	<ul style="list-style-type: none"> • <i>The basis of the cut-off grade(s) or quality parameters applied.</i> 	<ul style="list-style-type: none"> • RGP Fresh Component: Resources available for underground mining are reported above a cut-off grade of 2.0 g/t AuEq. • Costs determined from the 2023 Pre-Feasibility Study (PFS) were used to set cut-off grades (refer to the Company's ASX announcement dated 23 October 2023 for further information relating the PFS). The PFS considered conventional underground mining methodologies with processing of mined ore on-site at KMC using industry standard process routes as well as tailings and waste rock disposal.



Criteria	JORC Code explanation	Commentary																																		
		<ul style="list-style-type: none"> The underground cut-off accounts for metallurgical recovery, ore mining, processing, G&A and royalties in addition to underground capital development. In addition, an allowance was made for trucking material from RGP to Forrestania. The AuEq calculation is based on the following price assumptions in Australian dollars; <ul style="list-style-type: none"> Gold, \$2,946/oz Copper, \$16,678/t Silver, \$42/oz The AuEq calculation is based on the following overall metallurgical recoveries; <ul style="list-style-type: none"> Gold, 94.6% Copper, 86.1% Silver, 73.3% Inputs and outputs of the AuEq calculation are shown in the table below; <table border="1" data-bbox="801 539 2038 678"> <thead> <tr> <th rowspan="2"></th> <th colspan="3">Inputs</th> <th colspan="3">Outputs</th> </tr> <tr> <th>Realised price</th> <th>Unit</th> <th>Met. Recovery</th> <th>Unit</th> <th>In-situ value</th> <th>AuEq factor</th> </tr> </thead> <tbody> <tr> <td>Au</td> <td>2946</td> <td>\$/oz</td> <td>94.6%</td> <td>1.0 t @ 1 g/t Au</td> <td>89.60</td> <td>1.000</td> </tr> <tr> <td>Cu</td> <td>16768</td> <td>\$/t</td> <td>86.1%</td> <td>1.0 t @ 1 % Cu</td> <td>144.37</td> <td>1.611</td> </tr> <tr> <td>Ag</td> <td>42</td> <td>\$/oz</td> <td>73.3%</td> <td>1.0 t @ 1 g/t Ag</td> <td>0.99</td> <td>0.011</td> </tr> </tbody> </table> 		Inputs			Outputs			Realised price	Unit	Met. Recovery	Unit	In-situ value	AuEq factor	Au	2946	\$/oz	94.6%	1.0 t @ 1 g/t Au	89.60	1.000	Cu	16768	\$/t	86.1%	1.0 t @ 1 % Cu	144.37	1.611	Ag	42	\$/oz	73.3%	1.0 t @ 1 g/t Ag	0.99	0.011
	Inputs			Outputs																																
	Realised price	Unit	Met. Recovery	Unit	In-situ value	AuEq factor																														
Au	2946	\$/oz	94.6%	1.0 t @ 1 g/t Au	89.60	1.000																														
Cu	16768	\$/t	86.1%	1.0 t @ 1 % Cu	144.37	1.611																														
Ag	42	\$/oz	73.3%	1.0 t @ 1 g/t Ag	0.99	0.011																														
Mining factors or assumptions	<ul style="list-style-type: none"> The method and assumptions used as reported in the Pre-Feasibility or Feasibility Study to convert the Mineral Resource to an Ore Reserve (i.e. either by application of appropriate factors by optimisation or by preliminary or detailed design). The choice, nature and appropriateness of the selected mining method(s) and other mining parameters including associated design issues such as pre-strip, access, etc. The assumptions made regarding geotechnical parameters (eg pit slopes, stope sizes, etc), grade control and pre-production drilling. The major assumptions made and Mineral Resource model used for pit and stope optimisation (if appropriate). The mining dilution factors used. The mining recovery factors used. 	<ul style="list-style-type: none"> No Ore Reserve has been declared. Refer to Section 4 of the Scoping Study report. 																																		



Criteria	JORC Code explanation	Commentary
	<ul style="list-style-type: none"> • Any minimum mining widths used. • The manner in which Inferred Mineral Resources are utilised in mining studies and the sensitivity of the outcome to their conclusion. 	
Metallurgical factors or assumptions	<ul style="list-style-type: none"> • The metallurgical process proposed and the appropriateness of that process to the style of mineralisation. • Whether the metallurgical process is well-tested technology or novel in nature. • The nature, amount and representativeness of metallurgical test work undertaken, the nature of the metallurgical domaining applied and the corresponding metallurgical recovery factors applied. • Any assumptions or allowances made for deleterious elements. • The existence of any bulk sample or pilot scale test work and the degree to which such samples are considered representative of the orebody as a whole. • For minerals that are defined by a specification, has the ore reserve estimation been based on the appropriate mineralogy to meet the specifications? 	<ul style="list-style-type: none"> • Refer to Section 5 of the Scoping Study report.
Environmental	<ul style="list-style-type: none"> • The status of studies of potential environmental impacts of the mining and processing operation. Details of waste rock characterisation and the consideration of potential sites, status of design options considered and, where applicable, the status of approvals for process residue storage and waste dumps should be reported. 	<ul style="list-style-type: none"> • Refer to Section 6 of the Scoping Study report.



Criteria	JORC Code explanation	Commentary
Infrastructure	<ul style="list-style-type: none"> <i>The existence of appropriate infrastructure: availability of land for plant development, power, water, transportation (particularly for bulk commodities), labour, accommodation; or the ease with which the infrastructure can be provided or accessed.</i> 	<p><u>Ravensthorpe</u></p> <ul style="list-style-type: none"> The site is located in the Goldfields-Esperance region of Western Australia which services a robust and active mining industry. Land availability is unlikely to be an issue, with the mining and exploration tenure held by Medallion more than covering all project needs. Access to Ravensthorpe is excellent with sealed roads linking the area to Perth, Kalgoorlie and the deep water port at Esperance. The Local Government Area (Shire of Ravensthorpe) is well serviced by community infrastructure and businesses and trades capable of supporting the mining and agricultural industries. The workforce will be predominantly Fly In-Fly Out (FIFO) from Perth to Ravensthorpe with some employees resident in the Shire of Ravensthorpe. Ravensthorpe airport is a 1,700m sealed landing strip with GPS navigation facilities at either end to support instrument landings. The airport is located 10km south of KMC and is operated by the Shire of Ravensthorpe and can be accessed by private charters. Medallion owns and operates a 90 person Worker Accommodation Village (Camp) in Ravensthorpe which is capable of supporting the development and operation of the mining and bulk haulage aspects of the Project. Power will be generated on-site utilising a diesel fired power station. <p><u>Forrestania</u></p> <ul style="list-style-type: none"> Forrestania is located in the Central Wheatbelt region of Western Australia, approximately 170km by road to the north of the Kundip Mining Centre. Forrestania is an established mining and mineral processing centre with a long history of successful operation. There are few if any competing land users in the area and land availability is unlikely to be an issue. Road access from Perth is via State Route 40 (Brookton Highway) through Hyden and then south on the Marvel Loch-Forrestania gazetted gravel road for approximately 20 kilometres. The workforce will be predominantly Fly In-Fly Out (FIFO) from Perth. Forrestania operations are centered on the Cosmic Boy Processing Plant (Cosmic Boy) which comprises a fully operational 600ktpa flotation plant, Tailings Storage Facility (TSF) and associated infrastructure including 400 person Camp and gravel airstrip. Grid power supplies Cosmic Boy via a spur line extending south from Mt Holland. Substantial ground water resources are available within the Forrestania footprint. Cosmic Boy processing infrastructure will require modification to successfully treat Ravensthorpe ore. Refer to Section 6 of the Scoping Study report for further details.
Costs	<ul style="list-style-type: none"> <i>The derivation of, or assumptions made, regarding projected capital costs in the study.</i> <i>The methodology used to estimate operating costs.</i> <i>Allowances made for the content of deleterious elements.</i> <i>The source of exchange rates used in the study.</i> <i>Derivation of transportation charges.</i> 	<ul style="list-style-type: none"> Pre-production capital cost estimates for provision of infrastructure, establishment and refurbishment as necessary at both Ravensthorpe and Forrestania, were provided by reputable engineering companies and consultants and incorporated into the cost model. Operating costs assume underground mining via mining contractors, trucking to Forrestania and processing at a modified gold-copper concentrator located at Forrestania. Mine operating costs used in the Study are derived from a first principles based cost model compiled by a reputable and experienced consultant having extensive experience in underground mine design and mining cost estimation. The cost model includes provision for supply of required infrastructure for carrying out the mining works and makes an allowance for contractor margin. Process operating costs have been developed from first principles by a processing engineering firm which has extensive experience with the proposed process route. Medallion will supply diesel, power, technical and managerial support, site business services, process water and surface water management as required. Costs for items not supplied by contractors have been based on supplier quotes.



Criteria	JORC Code explanation	Commentary
	<ul style="list-style-type: none"> <i>The basis for forecasting or source of treatment and refining charges, penalties for failure to meet specification, etc.</i> <i>The allowances made for royalties payable, both Government and private.</i> 	<ul style="list-style-type: none"> Penalties for deleterious elements will be incorporated into a concentrate offtake agreement. Penalty rates are likely to apply when these deleterious elements are present in quantities resulting in concentrate quality exceeding certain thresholds. Metallurgical test work has yielded concentrate sample under optimised flotation conditions. An extended assay suite was undertaken on the concentrate sample to identify contained levels of analytes that may incur penalties for sale. All analytes were significantly less than penalty level thresholds and no allowance has been made for the presence of deleterious elements. Refer to the Company's ASX announcement dated 28 March 2022 for further details. All costs, with the exception of treatment and refining charges were estimated in Australian dollars. All costs had transportation charges built into the final figure including diesel. Concentrate transportation charges were based on a quote from a reputable logistics business and assumed product would be exported to north Asia from the Port of Esperance. The quote made allowance for road cartage, port charges, insurance, documentation and ocean freight. Penalty analytes and their values were provided by Cliveden Trading AG (Cliveden) who were engaged by the Company to undertake a concentrate marketing analysis during 2019. Cliveden reported that the concentrate would be attractive to smelters that primarily seek copper concentrate and are efficient in the recovery of precious metals in their smelting and refining processes. Cliveden estimated payment terms at the time. Medallion had these terms refreshed in 2023 by a globally significant metals trader. For further information refer to the Company's Pre-Feasibility Study announcement lodged with ASX on 23 October 2023. Project revenues are roughly evenly split between the sale of gold and silver doré and from the sale of copper concentrate with a precious metals credit. A 2.5% WA state government (ad-valorem) royalty has been allowed over all doré sales and 5% for concentrate sales. A private royalty is applicable to some parts of the Ravensthorpe deposits, for further information refer to the Company's Prospectus lodged with ASX on 18 March 2021.
Revenue factors	<ul style="list-style-type: none"> <i>The derivation of, or assumptions made regarding revenue factors including head grade, metal or commodity price(s) exchange rates, transportation and treatment charges, penalties, net smelter returns, etc.</i> <i>The derivation of assumptions made of metal or commodity price(s), for the principal metals, minerals and co-products.</i> 	<ul style="list-style-type: none"> Mine production grades delivered to the processing plant was based on detailed mine plans and mining factors. Metallurgical recoveries of metals to saleable products were supplied by the Company's contract metallurgist and process engineer based on an analysis of historical metallurgical test work. A constant A\$:US\$ exchange rate of 0.65 was applied in the financial analysis. A constant gold price of US\$2,350 per ounce was applied in the financial analysis. Constant copper and silver prices of US\$3.60 per pound and US\$27 per ounce respectively was applied in the financial analysis. Gross revenue split between gold, copper and silver is 88%, 11% and 1% respectively.
Market assessment	<ul style="list-style-type: none"> <i>The demand, supply and stock situation for the particular commodity, consumption trends and factors likely to affect supply and demand into the future.</i> <i>A customer and competitor analysis along with the identification of likely market windows for the product.</i> <i>Price and volume forecasts and the basis for these forecasts.</i> 	<ul style="list-style-type: none"> Gold is an openly traded commodity in several over the counter markets and exchanges across multiple jurisdictions. Annual supply has averaged 4,653 tonnes for the 10 years to the end of 2022, 75% mined and 25% recycled. Jewelry has consumed approximately 52% of supply over the same period, bars and coins 26% with technology, Exchange Traded Funds and Central Banks accounting for the balance. Gold trading volumes averaged approximately 2,250 tonnes on a daily basis throughout 2022. Forecast production of approximately 24 tonnes of gold from KMC over a four-year Project life is considered immaterial to the global gold market. The Company makes no forecasts in relation to commodity prices or exchange rates that influence the financial analysis. The Company has selected commodity prices and exchange rates that are approximately 10% below the prevailing spot pricing when the Study was finalised.



Criteria	JORC Code explanation	Commentary
	<ul style="list-style-type: none"> For industrial minerals the customer specification, testing and acceptance requirements prior to a supply contract. 	
Economic	<ul style="list-style-type: none"> The inputs to the economic analysis to produce the net present value (NPV) in the study, the source and confidence of these economic inputs including estimated inflation, discount rate, etc. NPV ranges and sensitivity to variations in the significant assumptions and inputs. 	<ul style="list-style-type: none"> A financial model has been prepared at a Scoping Study level of accuracy. All inputs from underground operations, processing, transportation and sustaining capital as well as contingencies have been scheduled and evaluated to generate a full life of mine cost model. A discount rate of 10% per annum has been applied to Project cashflows to arrive at the Net Present Value (NPV). NPV is at a Project level and is pre-tax. The NPV of the Project is positive at the assumed commodity price. The Competent Person is satisfied that the Project economics retains a suitable margin of profitability against reasonably foreseeable commodity price movements.
Social	<ul style="list-style-type: none"> The status of agreements with key stakeholders and matters leading to social licence to operate. 	<ul style="list-style-type: none"> The Company, as is good business practice, continues to communicate regularly and negotiate in good faith with key stakeholders. No significant issues have been raised to date. To the best of the Competent Persons knowledge all agreements are in place and current with all key stakeholders.
Other (incl Legal and Governmental)	<ul style="list-style-type: none"> To the extent relevant, the impact of the following on the project and/or on the estimation and classification of the Ore Reserves: <ul style="list-style-type: none"> Any identified material naturally occurring risks. The status of material legal agreements and marketing arrangements. The status of governmental agreements and approvals critical to the viability of the project, such as mineral tenement status, and government and statutory approvals. There must be reasonable grounds to expect that all necessary Government approvals will be received within the timeframes anticipated in the Pre- Feasibility or Feasibility study. Highlight and discuss the materiality of any unresolved matter that is dependent on a third party on which extraction of the reserve is contingent. 	<ul style="list-style-type: none"> No Ore Reserve has been declared. The Gem, Harbour View, Flag and Gem Restored deposits which are the subject of the Study are situated within the KMC Mining tenements 74/41, 74/51, 74/53, 74/135, 74/180 and Exploration tenement 74/311. All tenements are wholly owned by Medallion Metals Ltd. There are no known heritage or environmental impediments to development over the leases where significant results have been reported. The tenements are in good standing with the Western Australian Department of Mines, Industry Regulation and Safety. No known impediments to operate in the area exist.
Classification	<ul style="list-style-type: none"> The basis for the classification of the Ore Reserves into varying confidence categories. 	<ul style="list-style-type: none"> No Ore Reserve has been declared.



Criteria	JORC Code explanation	Commentary
	<ul style="list-style-type: none"> • <i>Whether the result appropriately reflects the Competent Person's view of the deposit.</i> • <i>The proportion of Probable Ore Reserves that have been derived from Measured Mineral Resources (if any).</i> 	
Audits or reviews	<ul style="list-style-type: none"> • <i>The results of any audits or reviews of Ore Reserve estimates.</i> 	<ul style="list-style-type: none"> ▪ No Ore Reserve has been declared.
Discussion of relative accuracy/ confidence	<ul style="list-style-type: none"> ▪ <i>Where appropriate a statement of the relative accuracy and confidence level in the Ore Reserve estimate using an approach or procedure deemed appropriate by the Competent Person. For example, the application of statistical or geostatistical procedures to quantify the relative accuracy of the reserve within stated confidence limits, or, if such an approach is not deemed appropriate, a qualitative discussion of the factors which could affect the relative accuracy and confidence of the estimate.</i> ▪ <i>The statement should specify whether it relates to global or local estimates, and, if local, state the relevant tonnages, which should be relevant to technical and economic evaluation. Documentation should include assumptions made and the procedures used.</i> ▪ <i>Accuracy and confidence discussions should extend to specific discussions of any applied Modifying Factors that may have a material impact on Ore Reserve viability, or for which there are remaining areas of uncertainty at the current study stage.</i> ▪ <i>It is recognised that this may not be possible or appropriate in all circumstances. These statements of</i> 	<ul style="list-style-type: none"> ▪ No Ore Reserve has been declared. ▪ Metallurgical recoveries are based on extensive testwork data. ▪ Costs have been derived from both recent industry data and estimations from independent consultants and suppliers. ▪ Production metric and cost estimate accuracy is considered to be in the order of $\pm 35\%$.



Criteria	JORC Code explanation	Commentary
	<i>relative accuracy and confidence of the estimate should be compared with production data, where available.</i>	

ANNEXURE 4 (next page): Sulphide Scoping Study with Forrestania Mineral Processing, December 2024.




MEDALLION METALS
LIMITED

KUNDIP MINING CENTRE

Sulphide Scoping Study with Forrestania Mineral Processing

December 2024



DD21KP1026 (Gem Restored): 1.5 m at 19.4 g/t Au, 1.3% Cu, 6.5 g/t Ag from 225.9 m

CONTENTS

1.	EXECUTIVE SUMMARY	6
1.1	Background	6
1.2	Overview and Key Outcomes.....	6
1.3	Production and Cost Estimation	9
1.4	Conclusion and Discussion	12
2.	LOCATION AND GEOLOGICAL SETTING	14
2.1	Location.....	14
2.2	Geological Setting of the Ravensthorpe Gold Project	16
3.	MINERAL RESOURCES.....	19
3.1	Resource Modelling.....	19
3.2	Drilling Techniques	19
3.3	Sampling and Assaying.....	20
3.4	Bulk Density	20
3.5	Estimation Methodology (all deposits)	21
3.6	Validation of Estimates.....	21
3.7	Mineral Resource Classification	21
3.8	Reasonable Prospects for Eventual Economic Extraction	22
3.9	Gold Equivalent Cut-Off Grade.....	22
4.	PRODUCTION INVENTORY AND BULK HAULAGE.....	23
4.1	Overview.....	23
4.2	Geotechnical.....	23
4.3	Mining Method	23
4.4	Underground Production Inventory	25
	4.4.1 Potential Upside at Gem East.....	27
	4.4.2 Incline Bench Stopping at Gem East	27
	4.4.3 Underground Production Schedule	29
4.5	Bulk Haulage.....	30
5.	METALLURGY	32
6.	PROCESSING	34
6.1	Process Design	34
6.2	Process Description	35
	6.2.1 Crushing and Screening.....	35
	6.2.2 Material Storage and Handling.....	36
	6.2.3 Grinding and Classification.....	36

6.2.4	Gravity Recovery and Separation	36
6.2.5	Flotation	36
6.2.6	Concentrate Thickening, Filtration and Storage.....	36
6.2.7	Leaching and Adsorption	37
6.2.8	Gold Recovery	37
6.2.9	Tailings.....	37
6.2.10	Reagents.....	37
6.2.11	Oxygen	38
6.2.12	Water Services.....	38
6.2.13	Air Services.....	38
6.2.14	Fuel Services	39
6.3	Study Basis	42
6.4	Recommendations	42
6.5	Process Schedule	42
7.	CIVILS, SITE SUPPORT AND IMPLEMENTATION	44
7.1	Civil and Surface Geotechnical Engineering	44
7.2	Site Support	45
7.3	Implementation.....	45
8.	ENVIRONMENT, SOCIAL AND REGULATORY SETTING	46
8.1	Overview.....	46
8.2	Legislative Framework.....	47
8.3	Mine Rehabilitation Fund Liability and Closure	48
9.	COST ESTIMATION	50
9.1	Underground Mining Cost.....	50
9.2	Processing Cost	51
9.3	Civils and Bulk Earthworks.....	52
9.4	Project Services and Administration	53
9.5	Project Cost Summary, All-In Sustaining Costs, and All-In Costs	54
9.5.1	Development and Non-Sustaining Costs.....	54
9.5.2	Project Sustaining Costs	54
9.5.3	All-In Sustaining Costs and All-In Costs.....	54
10.	ECONOMIC ANALYSIS	56
10.1	Net Smelter Return.....	57
10.2	Cashflow Profile and Sensitivities	58
11.	OPPORTUNITIES.....	61
11.1	New Discovery	61
11.2	Resource Conversion	61

11.3	Trilogy.....	62
11.4	Redeployment of FNO Infrastructure at KMC.....	62
11.5	Application of Paste-Fill at KMC.....	62
11.6	Regional Consolidation.....	63
12.	KEY RISKS.....	64
12.1	Economic Assumptions.....	64
12.2	Mineral Resources and Production Inventory Estimates.....	64
12.3	Mining Risks.....	64
12.4	Metallurgical Risks.....	65
12.5	Laws, Regulations, Rules, Approvals, Licences and Permits.....	65
12.6	Operational Risks.....	65
12.7	Amount of Capital, and Timing, to Commercial Production.....	66
12.8	Financing Risks.....	66
12.9	Availability of Labour.....	66
12.10	Climate Change.....	66
13.	CONCLUSION AND RECOMMENDATION.....	67
14.	REFERENCES.....	68
15.	ABBREVIATIONS.....	69

FIGURES

Figure 1.1	KMC and FNO project locations with proposed haul route delineated in green.....	7
Figure 1.2	LOM metal recovered for sale.....	8
Figure 1.3	Process block flow diagram for modified Cosmic Boy process plant.....	10
Figure 2.1	KMC and FNO project locations with proposed haul route delineated in green.....	15
Figure 2.2	Regional geology with Medallion tenure overlaid.....	16
Figure 2.3	KMC mineralised structures.....	18
Figure 4.1	Equipment selection.....	24
Figure 4.2	Schematic (approximate long section) of underground mining sequence.....	25
Figure 4.3	Diluted Gem East MRE blocks not included in longhole benching analysis.....	27
Figure 4.4	Cross-sectional layout of incline bench stopes (10 m level interval).....	28
Figure 4.5	Isometric view of Scenario 4 mine design.....	29
Figure 4.6	LOM split of Indicated and Inferred production inventory mined.....	30
Figure 5.1	Collar locations for drillholes used in 2005, 2018–19 metallurgical testwork programs.....	32
Figure 6.1	Cosmic Boy block diagram showing existing infrastructure with additions to treat KMC production inventory.....	34
Figure 6.2	Forrestania plant process schematic (black – existing, red – new).....	40
Figure 6.3	Forrestania plant general arrangement (black – existing, red – new).....	41
Figure 6.4	LOM process inventory tonnes and grade.....	43
Figure 6.5	LOM metal recovered for sale.....	43
Figure 7.1	KMC surface layout.....	44
Figure 8.1	RGP approved disturbance (EP Act) contrasted with proposed disturbance under EPBC Act.....	47
Figure 10.1	LOM Project cashflows (base case).....	58

Figure 10.2	Post-tax NPV sensitivities, ±15% in isolation (base case).....	59
-------------	--	----

TABLES

Table 1.1	Study key outcomes and assumptions	8
Table 1.2	KMC MRE by resource classification	9
Table 1.3	KMC production inventory by lode.....	9
Table 1.4	Project development and non-sustaining costs.....	11
Table 1.5	Project sustaining costs (gross basis, excluding by-product credits).....	11
Table 1.6	AISC and AIC in aggregate and on a per gold ounce basis.....	12
Table 3.1	KMC global MRE by JORC classification	19
Table 3.2	KMC MRE sulphide subset above 2 g/t AuEq cut-off.....	19
Table 3.3	Gold equivalent cut-off grade	22
Table 4.1	Ground support regime per Green Geotechnical (2020).....	24
Table 4.2	SO parameters	25
Table 4.3	Underground production inventory (longhole benching)	26
Table 4.4	Scheduled underground production inventory	29
Table 5.1	Gold, copper and silver recoveries by process stage.....	33
Table 6.1	Processing ramp-up profile	42
Table 9.1	Mine infrastructure capital cost	50
Table 9.2	Underground mining capital development and operating costs.....	50
Table 9.3	Process Plant and associated infrastructure – capital cost estimate.....	51
Table 9.4	Process Plant operating costs	52
Table 9.5	Site civils and bulk earthworks cost estimate	52
Table 9.6	FNO TSF staged lift cost estimate	53
Table 9.7	Combined G&A operating cost for KMC and FNO locations	53
Table 9.8	G&A capital cost.....	53
Table 9.9	Project development and non-sustaining costs.....	54
Table 9.10	Project sustaining costs (gross basis, excluding by-product credits).....	54
Table 9.11	AISC and AIC in aggregate and on a per gold ounce basis.....	55
Table 10.1	Study key outcomes and assumptions	56
Table 10.2	Bulk fresh concentrate penalty analytes	57
Table 10.3	Recommended payment terms	58
Table 10.4	NPV(10) sensitivity to movements in US\$ gold and exchange rate	59

APPENDICES

Appendix 1A	KMC PFS (ASX Release), October 2023
Appendix 2A	Medallion Metals Ltd Prospectus (ASX Release), February 2021
Appendix 3A	RGP Mineral Resource Estimate (ASX Release), February 2023
Appendix 4A	KMC Underground Mining Inventory Analysis, January 2024
Appendix 4B	Gem East Mining Scoping Study, December 2024
Appendix 4C	KMC Geotechnical Assessment, November 2020
Appendix 4D	Bulk Haulage Advice (Email), December 2023
Appendix 5A	KMC Metallurgical Review (ASX Release), March 2022
Appendix 6A	FNO Processing Scoping Study, November 2024
Appendix 7A	KMC Ministerial Statement, July 2020
Appendix 7B	KMC-FNO Permitting Advice, February 2024
Appendix 9A	FNO Tailings Storage Advice (Email), January 2024
Appendix 10A	KMC Concentrate Marketing Report, February 2018
Appendix 10B	KMC Concentrate Advice (Email), June 2023
Appendix 11A	Civil Earthworks and Surface Hydrology Report

1. EXECUTIVE SUMMARY

1.1 Background

Medallion Metals Limited (Medallion or “the Company”) (ASX: MM8) is the 100% legal and beneficial owner of the Ravensthorpe Gold Project (RGP), located within the southern Goldfields-Esperance region of Western Australia, approximately 550 km southeast of Perth (Figure 1.1). Since acquiring RGP, the Company has completed a 55 km extensional drilling program, subsequent Mineral Resource estimate (MRE) upgrade and Prefeasibility Study (PFS)¹ with the ultimate objective of establishing a long life, high margin gold and copper mining and processing operation at Ravensthorpe.

In August 2024, the Company entered into an Exclusivity Agreement with IGO Limited granting Medallion a period of exclusivity in which to negotiate a proposed acquisition of certain assets of the Forrestania Nickel Operation (FNO)². The exclusivity period is 9 months, with the ability to extend for a further 3 months (Exclusivity Period). Negotiations with IGO Limited continue to progress positively toward transaction closure.

In December 2024, Medallion completed this Scoping Study (Study) level assessment evaluating the technical and commercial viability of developing the Mineral Resources within the Kundip Mining Centre (KMC, Kundip or “the Project”), a subset of the broader RGP and treating the mined material through the processing plant located at FNO. The following summarises the assumptions, analysis and findings of the Study. All references to \$ and A\$ in this Study represent Australian dollars, unless otherwise stated.

1.2 Overview and Key Outcomes

The Study considers the development of an underground gold and copper mine at KMC targeting the fresh component of the Mineral Resource. Mined material will be trucked approximately 170 km (Figure 1.1) by public roads to the established Cosmic Boy processing plant located at FNO. Material will be processed at Cosmic Boy utilising an industry standard processing flowsheet comprising gravity, flotation and cyanidation of flotation tailings to recover gold, copper and silver to saleable products (concentrate and doré). The existing Cosmic Boy infrastructure will require modification to establish the required flowsheet and throughput rate.

It is the conclusion of the Study that the development of KMC is both technically and commercially viable. Bringing together the Mineral Resources located at KMC with the processing infrastructure at FNO presents an opportunity to establish and grow a gold and copper mining and processing business with an attractive risk-return profile. Key Project statistics are shown in Table 1.1.

Pre-production capital expenditure totals \$73 million, comprising: \$37 million invested at FNO to construct gold and copper ore processing capability at Cosmic Boy, and a further \$34 million at KMC to establish underground operations and ancillary infrastructure. An additional \$150 million of sustaining and other capital expenditure will occur over the Project life during the production phase, principally comprised of underground capital development at KMC. All-in sustaining costs (AISC)³ are modelled at A\$1,845 per ounce of gold sold over the life of mine (LOM) net of by-product credits (copper and silver). Approximate gross revenue split between gold, copper and silver is 88%, 11% and 1% respectively. Silver is immaterial to Project economics and is disregarded in much of the reporting.

The financial analysis is at the Project level and is on a pre-tax, un-levered basis. Pre-tax net present value (NPV) (10) is approximately \$329 million under base case assumptions. Base case internal rate of return (IRR) is approximately 129% with payback occurring 12 months after peak negative cashflow.

¹ Refer to the Company’s ASX Announcement dated 23 October 2023 for further details in relation to the KMC PFS.

² Refer to the Company’s ASX Announcement dated 8 August 2024 for further details in relation to the Exclusivity Agreement.

³ AISC is calculated in accordance with the World Gold Council guidance note issued in 2013 and as updated in 2018.

Figure 1.1 KMC and FNO project locations with proposed haul route delineated in green

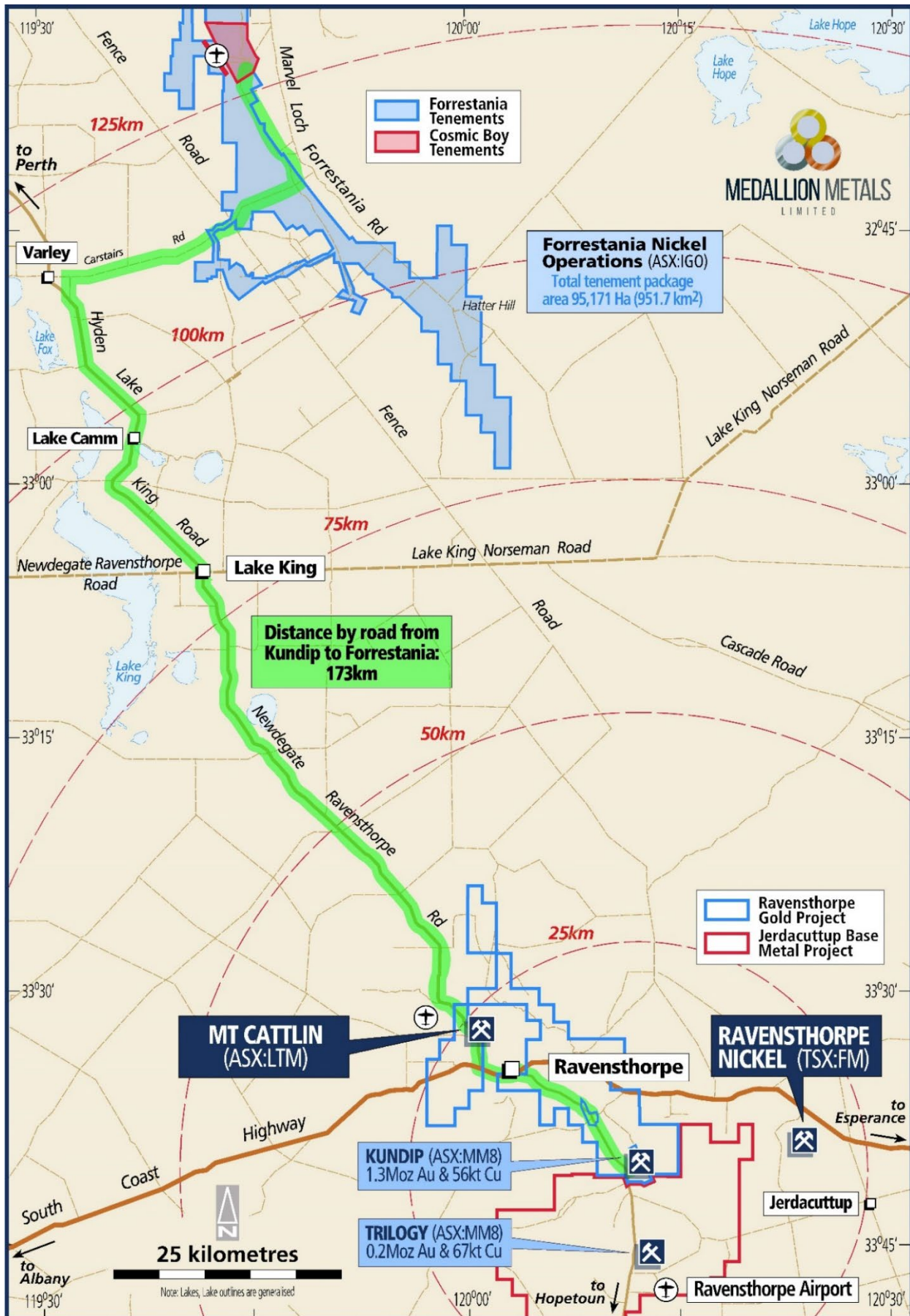
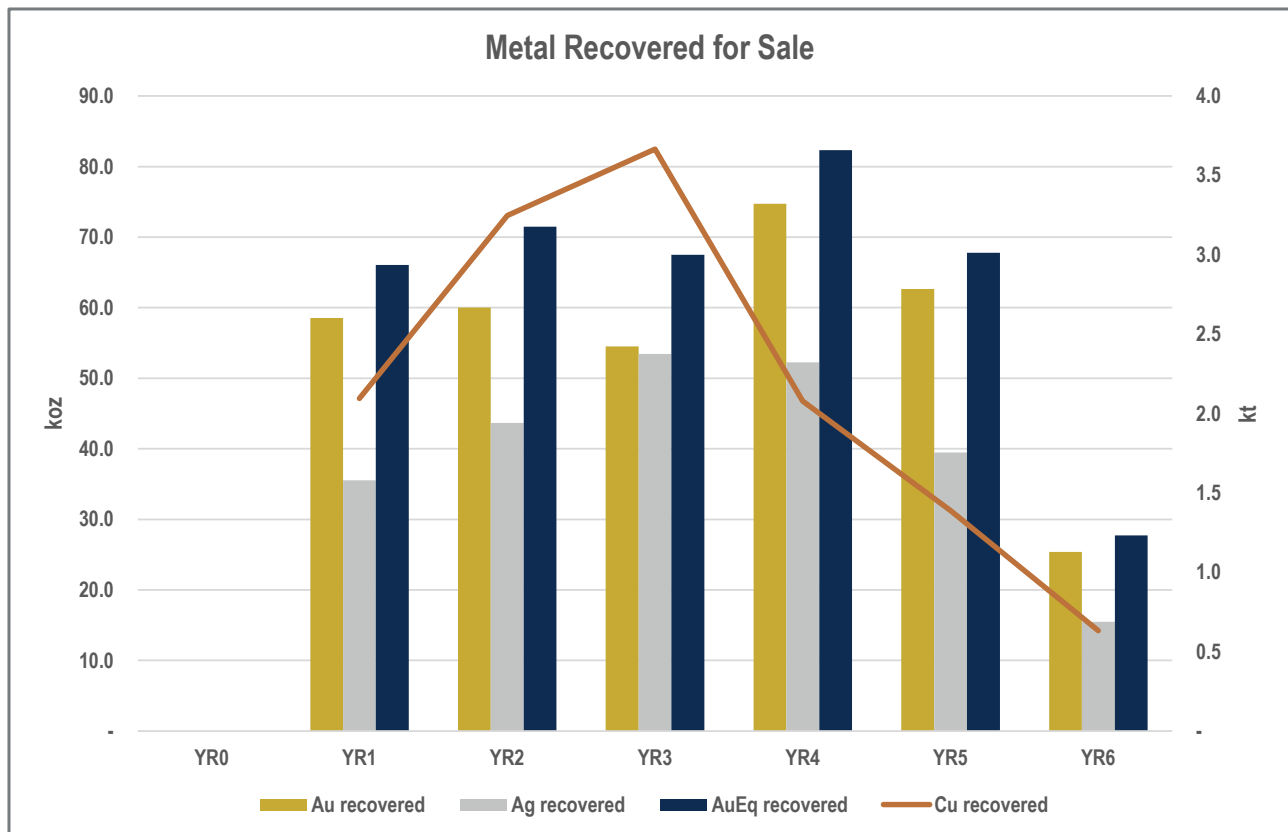


Table 1.1 Study key outcomes and assumptions

Production			
Nameplate process throughput	500 ktpa		
Production inventory	2.7 Mt at 3.9 g/t Au and 0.6% Cu		
Metal recovered for sale	336 koz gold and 13 kt copper		
Mine life	5.5 years		
Financial	Unit	Base	Spot
Net smelter return	\$ M	1,331	1,477
Operating	\$ M	(610)	(616)
Capital (pre-production)	\$ M	(73)	(73)
Capital (sustaining)	\$ M	(150)	(150)
Pre-tax cashflow	\$ M	498	637
NPV(10)	\$ M	329	429
Internal rate of return	% pa	129	169
Payback	years	1.0	0.8
Assumptions			
Gold price	US\$/oz	2,350	2,600
Silver price	US\$/oz	27	30
Copper price	US\$/t	7,937	8,818
Exchange rate	A\$:US\$	0.65	0.65

Figure 1.2 LOM metal recovered for sale



1.3 Production and Cost Estimation

Project Mineral Resources considered in the Study are summarised in Table 1.2 below⁴. This is a subset of the global KMC MRE reported in January 2023 and listed in Appendix 2. The subset considers fresh rock only and above a lower cut-off grade of 2 g/t gold equivalent (AuEq)⁵.

Table 1.2 KMC MRE by resource classification

MRE FOR THE KUNDIP MINING CENTRE – JANUARY 2023 (FRESH SUBSET)					
Classification	kt	Au g/t	Au koz	Cu %	Cu kt
Indicated	2,990	4.4	420	0.7	21
Inferred	2,630	4.1	350	0.6	15
Total	5,620	4.3	770	0.6	36

KMC deposits are shallowly drilled and open in multiple directions. Potential extensions to the deposits not considered in the Study represent clear opportunities to increase the Project production profile and enhance Project returns.

The Study considers underground mining at Gem, Harbour View, Flag and Gem Restored in the fresh portion of the deposits over the LOM. The underground mining method selected is a combination of longhole benching and incline benching in a top-down sequence. Sublevel spacing is 20 vertical metres for longhole bench stopes and varies for incline benching (less than 20 vertical metres). Ore drives are established from a central access to deposit extremities and stoping then retreats from the extremities back to the central access. Medium sized ore drives are planned (4.5 m wide x 4.5 m high) to allow access for high productivity mechanised mining equipment. Rib pillars will be left at maximum 40 m spacing with no fill required to maintain hangingwall stability; 10% pillar loss is assumed. A minimum mining width of 2 m is modelled with a 1 m dilution skin applied to all stope widths. Mining recovery of 95% is applied. The resultant production inventory is reported above a 3 g/t AuEq lower cut-off grade. Application of conservative mine design/modifying factors to the MRE subset (Table 1.2) yields a production inventory 342 koz gold and 16 kt copper (Table 1.3).

The mining method selected is safe, efficient and minimises working capital requirements by taking advantage of KMC's competent ground conditions. The integrated production schedule that forms the basis of the economic analysis of the Project is shown below in Table 1.3.

Table 1.3 KMC production inventory by lode

PRODUCTION INVENTORY FOR THE KUNDIP MINING CENTRE					
Deposit	kt	Au g/t	Au koz	Cu %	Cu kt
Gem	1,080	4.2	144	0.3	3.6
Harbour View	970	3.2	99	1.0	9.4
Flag	408	4.5	60	0.4	1.6
Gem Restored	235	5.1	39	0.7	1.7
Total	2,692	3.9	342	0.6	16.3

The resultant production inventory contains Inferred Resources representing 29% of the overall tonnage mined and processed over the LOM. Inferred Resources average of 8% of overall tonnage mined and processed over the first 12 months of the Project life, and 18% over the first 24 months.

An integrated mine schedule has been developed that sees conventional underground mining methodologies deliver production inventory to a surface run-of-mine (ROM) pad at KMC. Material is then trucked by 99-

⁴ Refer to the Company's ASX announcements dated 16 January and 13 February 2023 for further details of the KMC Global MRE.

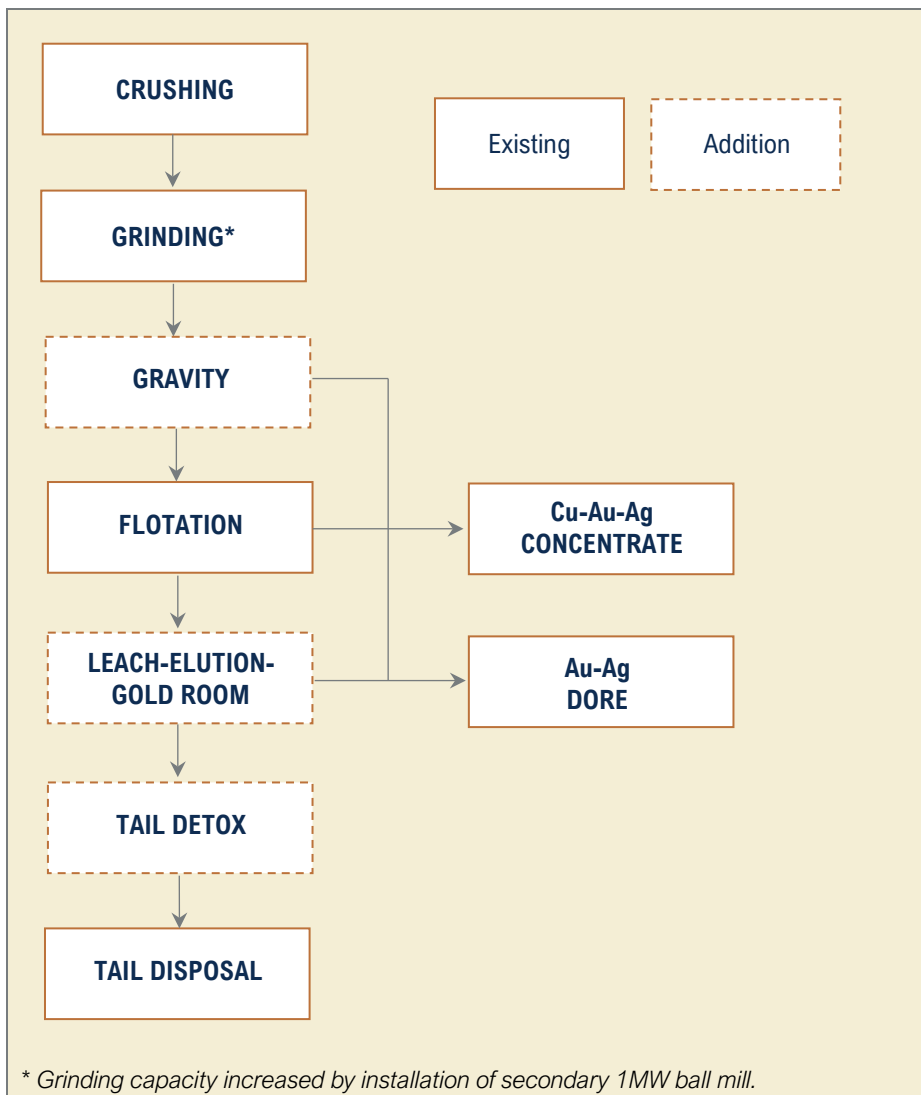
⁵ Refer to the Company's ASX Announcement dated 8 August 2024 for further details in relation to the sulphide subset of the KMC MRE.

tonne road trains from KMC, via Ravensthorpe and Lake King to FNO, a distance by road of approximately 170 km.

Material will be processed at a rate of 0.5 Mtpa via a standard Gravity-Flotation-Carbon-in-Leach (CIL) process route, yielding a mine life of approximately 5.5 years based upon the production inventory sourced from KMC. LOM gold recovery is estimated at 98%. LOM copper recovery is 80%.

Modifications to the Cosmic Boy processing infrastructure will be required to process KMC material to achieve throughput rates and recoveries modelled in the Study. GR Engineering Services Ltd (GRES) was tasked with designing modifications to the Cosmic Boy infrastructure to enable KMC material to be treated at a rate of 0.5 Mtpa to achieve target metallurgical recoveries. GRES is well placed to advise on these matters, having designed and constructed the Cosmic Boy plant and its subsequent modifications, as well as overseeing the majority of KMC metallurgical testwork and process engineering that have informed studies completed by Medallion to date. Key modifications include installation of additional grinding capacity, installation of a gravity and CIL circuit, elution and gold recovery circuit. A simplified process block flow diagram is shown in Figure 1.3.

Figure 1.3 Process block flow diagram for modified Cosmic Boy process plant



Allowance has been made for additional tailings storage capacity at FNO. Two 3.5 m vertical lifts of the southern tailings storage facility (TSF) cell at FNO are modelled to accommodate the approximate 2.7 Mt of tailings required to be placed under the Study assumptions.

Doré will be delivered to Perth Mint for refining and sale. Concentrates will be exported through Esperance port located 380 km from FNO. Project revenues are split approximately 50:50 between doré and concentrate sales.

Mining capital and operating costs were derived from the KMC PFS completed in October 2023. Haulage costs were provided by MLG Oz Ltd (MLG), an industry recognised bulk haulage contractor with recent and relevant experience at FNO. Processing capital and operating costs have been estimated by GRES. General and administration (G&A) costs have been modelled by Medallion, relying on PFS assumptions and splitting them between KMC and FNO locations. A 15% contingency has been applied to all capital expenditure with the exception of underground capital development.

Project development and non-sustaining costs are summarised in Table 1.4.

Table 1.4 Project development and non-sustaining costs

Item	Pre-production# (\$ M)	Post-production (\$ M)	Total (\$ M)
Mine establishment	18.0	9.8	27.8
Underground mining	16.3	130.0	146.3
Process plant	37.0	0.4	37.5
Project services	2.0	-	2.0
Mine closure and TSF	-	9.8	9.8
Total	73.3	150.1	223.4

Production being first gold poured.

Project sustaining costs are summarised in Table 1.5. Project sustaining costs include all onsite costs associated with mining, processing, administration, royalties and sustaining capital incurred during the production phase (being from first gold poured). Sustaining costs are presented on a gross basis and do not consider the application of by-product credits from the sale of copper and silver.

Table 1.5 Project sustaining costs (gross basis, excluding by-product credits)

Item	\$ M	\$/t processed
Underground mining	267	99
Ore haulage	83	31
Processing	177	66
Administration	34	13
Marketing, logistics, treatment costs/refining charges	27	10
Royalties	50	18
Total	637	237

Project costs on an AISC and all-in costs (AIC) basis are summarised in Table 1.6, in aggregate and on a per gold ounce basis (\$/oz). Allocations are premised upon the World Gold Council guidance note issued in 2013 (as updated in 2018). AISC is presented net of by-product credits (copper and silver) and include all onsite costs associated with mining, processing and administration, royalties and sustaining capital. AIC includes AISC, pre-production capital, non-sustaining capital and rehabilitation costs.

Table 1.6 AISC and AIC in aggregate and on a per gold ounce basis

AISC and AIC	\$ M	\$/oz
Mining [#]	413	1,231
Ore haulage	83	248
Processing	177	526
Administration	34	101
Marketing, logistics, treatment costs/refining charges	27	80
Royalties	50	147
By-product credits	(164)	(488)
AISC	620	1,845
Mining	28	83
Processing	37	112
Project services	2	6
Mine closure and TSF	10	29
AIC	697	2,075

[#] Underground operating and sustaining costs.

1.4 Conclusion and Discussion

Study results confirm a technically and commercially robust development opportunity offering returns on investment which are attractive relative to the risks identified through the Study process.

Given the strong returns and advanced nature of the proposed development, Medallion believes the Project will attract debt and equity funding proposals from multiple sources enabling a competitive funding package to be assembled to fully fund the development and ramp up to positive cashflow. Offtake finance may also play a role, given the attractiveness of the KMC copper-precious metals concentrate which is high grade and free of deleterious elements.

A number of opportunities have been identified to enhance Project returns in addition to the likely deposit extensions at KMC.

By applying an incremental cut-off grade of 2.5 g/t AuEq to the Study mine plan yields an additional 27 koz gold and 2 kt copper mined, with modest decrement in head grade. Accessing this material requires minimal additional development.

Redeployment of underground mining infrastructure from FNO also represents significant potential cost savings to establishing and sustaining underground mining operations at KMC. Mobile equipment, ventilation, pumping, and electrical distribution infrastructure surplus to FNO requirements would likely be suitable to be utilised at KMC. Additionally, surplus surface infrastructure such as administration and ablution buildings, workshops, fuel farms and paste plants could be relocated. Not only does this represent a cost saving and immediate enhancement of Project returns, it presents an opportunity to advance restoration and rehabilitation of former mining centres and other disturbed areas at FNO.

Redeployment of paste-fill infrastructure to KMC presents a significant opportunity from a mining, community and regulatory point of view. Notwithstanding ore will be trucked to FNO for processing (no tailings generated at KMC), there is an opportunity to deploy paste to maximise ore extraction at KMC. Currently, 10% pillar loss is modelled in the base case KMC mine plan (38 koz gold and 2 kt copper in-situ metal lost) which could be extracted if paste-fill was implemented. Additionally, a significant tailings resource (800 kt) is present at the historical Elverdton mine located 7 km north of KMC. Elverdton is a registered Mine Rehabilitation Fund (MRF) site due to the unconstrained dry stacked tailings storage dump. These tailings could be recovered as an ingredient for paste-fill at KMC to enhance mining recovery while at the same time ameliorating a

significant legacy environmental issue in the Shire of Ravensthorpe, whilst providing an operational benefit to KMC. Medallion believes this strategy would be viewed extremely favourably by regulators and the local community if implemented. The Company notes that it does not have rights to access the Elverdton tailings at this time.

In conclusion, bringing KMC Mineral Resources together with the established infrastructure at FNO presents a strong investment case under conservative base case assumptions. Multiple opportunities exist to enhance that investment case by advancing the growth initiatives articulated. Strategically, the establishment of gold processing infrastructure at FNO has the potential to unlock value from numerous stranded gold deposits located within trucking distance of Cosmic Boy. In a record A\$ gold price environment, the combination of KMC and FNO is a unique, low capital intensity, near term gold-copper development opportunity within Western Australia with multiple organic and inorganic growth pathways.

2. LOCATION AND GEOLOGICAL SETTING

2.1 Location

Medallion's projects are located within the southern Goldfields-Esperance region of Western Australia, approximately 550 km southeast of Perth (Figure 2.1). Ravensthorpe is accessed from Perth via the Brookton Highway (State Route 40), similar to FNO underlying the geographic synergy of the proposed development. The Ravensthorpe region benefits from excellent infrastructure and a supportive community with other significant resource projects established in the local government area. The proposed development at KMC is located 17 km southeast of the regional centre of Ravensthorpe and 33 km north of the coastal settlement of Hopetoun. All of Medallion's tenure is situated within the Shire of Ravensthorpe.

Medallion's ground holding comprises approximately 600 km² of mineral tenure prospective for numerous styles of mineralisation. Medallion refers to the southern portion of the tenement package as the Jerdacuttup project (Jerdacuttup). The delineation of RGP (blue) and Jerdacuttup (red) (Figure 2.2) loosely represents the surface expression of the Archean geology to the north and the Proterozoic geology to the south, with the Archean plunging beneath the Proterozoic. KMC Minerals Resources are covered in more detail in Section 3 of this Study.

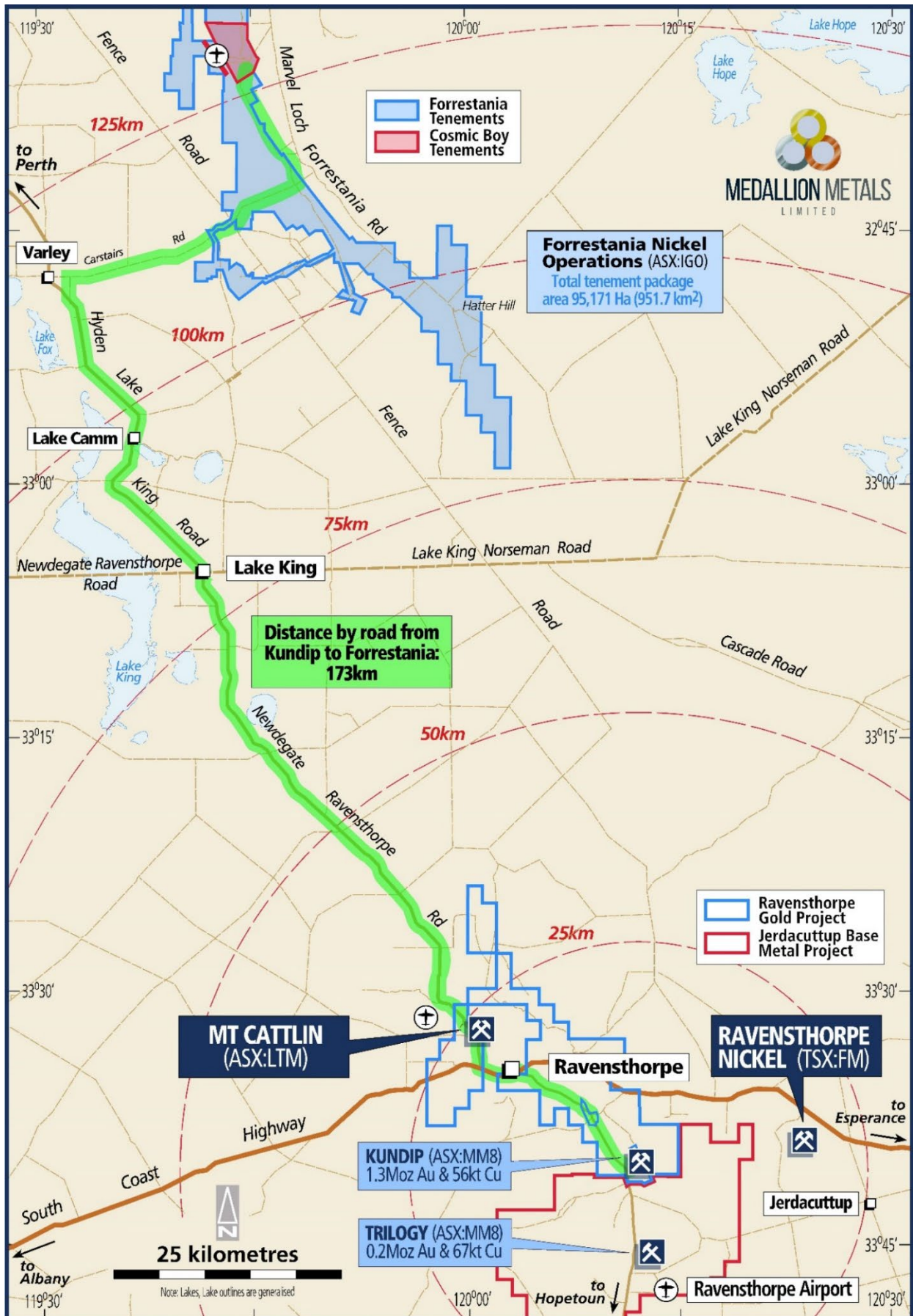
Jerdacuttup is host to the Trilogy polymetallic deposit which contains an Australasian Code for Reporting of Exploration Results, Mineral Resources and Ore Reserves, 2012 Edition (JORC Code) compliant Mineral Resource of 5.6 Mt at 0.9 g/t Au, 54.4 g/t Ag, 1.2% Cu, 2.4% Pb and 1.4% Zn⁶. Development of the Trilogy deposit is not considered in this Study; however, it represents significant potential upside from the base case analysis.

FNO is located approximately 400 km east of Perth and 80 km east of Hyden in the central Wheatbelt region of Western Australia. As with Ravensthorpe, road access from Perth is via the Brookton Highway to Hyden, then east on the Hyden-Norseman Road and south on the Marvel Loch-Forrestania Road for approximately 20 km.

The extensive tenement package that comprises FNO extends across three local government areas: the Shires of Yilgarn, Kondinin and Lake Grace. FNO comprises five discrete mining areas: Flying Fox, Cosmic Boy, Diggers Rocks, Spotted Quoll, and Mosco Farm. FNO is mostly located within Unallocated Crown Land. The projects do not overlie any pastoral land tenure.

⁶ Indicated: 4.6 Mt at 0.9 g/t Au, 53.2 g/t Ag, 1.4% Cu, 2.7% Pb and 1.6% Zn, refer to the Company's Prospectus dated 18 March 2021 for further details relating to the Trilogy MRE.

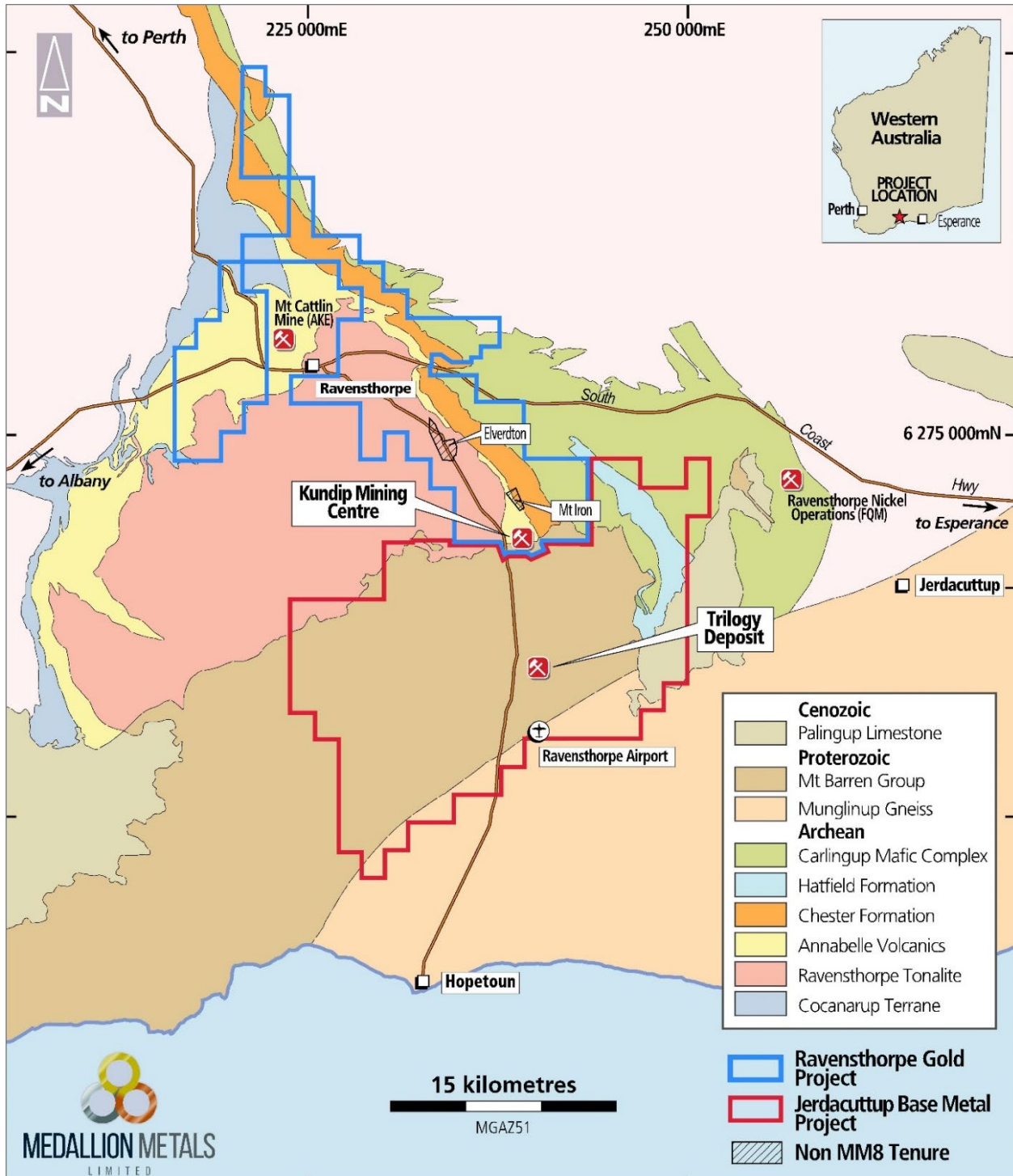
Figure 2.1 KMC and FNO project locations with proposed haul route delineated in green



2.2 Geological Setting of the Ravensthorpe Gold Project

Medallion's landholding contains the faulted intersections of two globally significant mineralised orogenic belts, the Archean Yilgarn Craton and the Proterozoic Albany-Fraser Province. The Archean Ravensthorpe Greenstone Belt is situated in the southeast of the Youanmi Terrane and is considered an extension of the Southern Cross Province which is host to FNO. The Ravensthorpe Greenstone Belt forms a wedge-shaped enclave (Figure 2.2) within granitoid gneiss (Witt, 1998). The Archean greenstones are unconformably overlain in the south by the Mesoproterozoic Mount Barren Group metasediments.

Figure 2.2 Regional geology with Medallion tenure overlaid



Local geology within the RGP area is comprised of a ~2 km wide northwest trending steeply east-dipping, sequence of intermediate to acid volcanoclastic rocks of the Annabelle Volcanics, situated along the eastern boundary of the Ravensthorpe Terrane. The eastern contact of the Annabelle Volcanics is structurally defined by the Chidnup Fault Zone, a major 40 km long thrust fault which bounds the Ravensthorpe Terrane in the west and the Carlingup Terrane in the east. To the west is the Manyutup Tonalite Complex which occupies the central part of the Ravensthorpe Greenstone Belt.

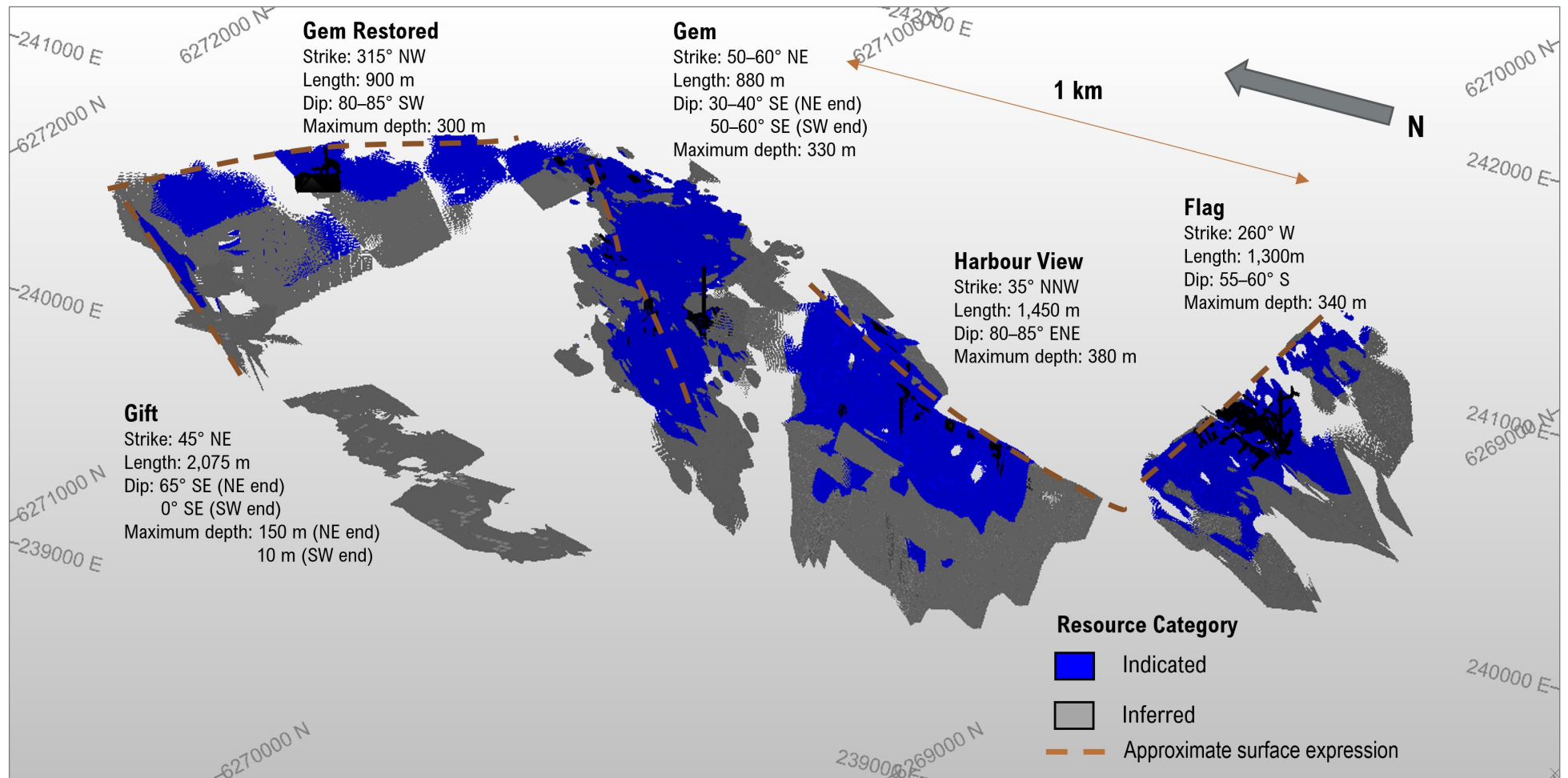
At KMC, gold-copper mineralised sulphide rich shears in a greenschist facies environment are associated with intense chloritization of volcanic wall rock. Alteration of volcanic rocks at both localities are involved in the enrichment of iron and magnesium, and the depletion of calcium and sodium, which is interpreted as the product of seafloor alteration followed by metamorphism.

These and other base metal-rich deposits in the Ravensthorpe Terrane are interpreted as deformed and metamorphosed stringer zones that formed within an Archean, syn-volcanic, submarine hydrothermal system of the type that is commonly linked to massive sulphide deposits. Sulphide and base metal-poor, gold-quartz vein deposits are also present in the Ravensthorpe Terrane. These probably formed at a later stage, during regional deformation. Low-potassium calc-alkaline rock, such as those that comprise the Ravensthorpe Terrane, are uncommon in the Yilgarn Craton, as is syn-volcanic gold-copper mineralisation (Witt, 1999).

The mineralised trends identified at KMC are shown in oblique view in Figure 2.3. The Study is based on the JORC 2012 compliant resources at Gem, Harbour View, Flag and Gem Restored as described in subsequent sections of this document and as listed in Appendix 1.

Mineralogy of the lodes in the oxide zones is gossanous hematite-goethite-quartz and microscopic gold veining replacing pyrite-chalcopyrite, as well as traces of azurite and malachite. There tends to be copper depletion in the oxide zone with secondary copper hypogene minerals within the saprock environment. Gold occurs as free gold and as inclusions within pyrite. The Study only considers mineralisation within fresh rock.

Figure 2.3 KMC mineralised structures



3. MINERAL RESOURCES

KMC Mineral Resources that are the basis of the Study are provided below.

The statement of Mineral Resources by classification (Table 3.1) conform to the Australasian Code for Reporting of Exploration Results, Mineral Resources and Ore Reserves, 2012 Edition (JORC Code). All tonnages are dry metric tonnes. Minor discrepancies may occur due to rounding to appropriate significant figures.

Table 3.1 KMC global MRE by JORC classification

MRE FOR THE KUNDIP MINING CENTRE – JANUARY 2023					
Classification	kt	Au g/t	Au koz	Cu %	Cu kt
Indicated	12,110	2.0	790	0.3	36
Inferred	7,110	2.2	510	0.3	20
Total	19,220	2.1	1,300	0.3	56

KMC Mineral Resources considered in the Study are summarised in Table 3.2 below. This is a subset of the global KMC MRE reported in Table 3.1 above. The subset considers fresh only and above a lower cut-off grade of 2 g/t AuEq.

Table 3.2 KMC MRE sulphide subset above 2 g/t AuEq cut-off

MRE FOR THE KUNDIP MINING CENTRE – SULPHIDE SUBSET					
Classification	kt	Au g/t	Au koz	Cu %	Cu kt
Indicated	2,990	4.4	420	0.7	21
Inferred	2,630	4.1	350	0.6	15
Total	5,620	4.3	770	0.6	36

3.1 Resource Modelling

Medallion's in-house geology team are responsible for maintaining validated databases and generating mineralisation domains for all KMC deposits and act as Competent Persons for those aspects of the MRE.

The Company engaged independent consultants Snowden Optiro to assist in the development of MREs for each of Gem, Harbour View, Flag and Gem Restored. This involved high-level review and validation of the databases and wireframes, followed by data conditioning, generation of block models, resource estimation, resource reporting, validation and classification. Ordinary kriging was selected as the preferred grade interpolation methodology for all deposits. Snowden Optiro personnel are acting as Competent Persons for the purposes of estimation, reporting and classification for Gem, Harbour View, Flag and Gem Restored ("KMC deposits").

3.2 Drilling Techniques

Drilling techniques used in the MRE include reverse circulation (RC), surface diamond (DD) and underground diamond (UGDD) and were completed by Medallion and numerous previous companies. Aircore, rotary air blast and vacuum drillholes were used to aid in geological interpretation at Gem, Harbour View, Flag and Gem Restored, however, samples collected by aircore, rotary air blast and vacuum were not used in the MREs for those deposits.

RC drilling carried out by Medallion has typically utilised a sampling hammer with a nominal 143 mm diameter. Diamond holes were drilled from surface using HQ3 (61 mm) diameter in weathered, broken ground before casing off and drilling NQ2 (51 mm) to end-of-hole. Diamond holes with an RC pre-collar were drilled from

the end of the RC pre-collar using NQ2 (51 mm) core to the end-of-hole. Diamond core was orientated using an industry standard orienting tool.

Downhole surveys were collected using industry standard gyro tools. Collar surveys for Medallion drillholes were determined by an independent licensed surveyor.

Not all historical drilling has been used in resource estimations owing to lack of confidence in some data.

3.3 Sampling and Assaying

Samples used in the MRE subset were collected by RC and DD drilling.

RC samples were passed through an in-line cone splitter and collected in 1 m intervals. Samples comprised 2–3 kg samples. Diamond core samples were collected from HQ3/NQ2 diamond drill core at mostly 1 m intervals with closer spaced sampling around specific mineralised zones or structures. Drill core was cut in half and half core sampled. RC and diamond samples were submitted to SGS Laboratory at Perth Airport and assayed by fire assay methods for gold. Copper, silver and other elements used a four-acid digest (hydrofluoric, nitric, perchloric and hydrochloric acids), suitable for silica-based samples with an inductively coupled plasma-mass spectrometry (ICP-MS) or inductively coupled plasma-atomic emission spectroscopy (ICP-AES) finish.

Field blanks and industry certified standards are inserted by Medallion at a rate of 1 per 20 samples and field duplicates are collected by Medallion at a rate of 1 every 60 samples. Quarter-core drill core duplicates were completed in 2018. Certified reference materials and/or in-house controls, blanks, splits and replicates are analysed with each batch of samples by the laboratory. These quality control results are reported along with the sample values in the final report. Selected samples have also been re-analysed to confirm anomalous results.

For historical sampling, assaying and quality assurance/quality control techniques, the Competent Person has interrogated and validated the drill database and is satisfied that the RC, DD and UGDD historical drilling is appropriate for use in a MRE.

Not all historical drilling completed has been used in resource estimations owing to lack of confidence in some data.

3.4 Bulk Density

The Kundip bulk density dataset contains 5,289 values. Diamond core which was submitted for density analysis included ore zones, various rock types and weathering state. The vast majority of these are in fresh rock. Specific gravity values have been measured by the Archimedean Principle using the immersion method for individual core samples.

Global data collected in the KMC area have been used as the basis of the block model bulk densities. Dry bulk density factors have been applied to generate resource tonnages.

A clear relationship between weathering and density has been observed. Elevated densities have been established for the two different types of mineralisation observed in the Kundip Project area.

A default bulk density of 2.20 t/m³ was assigned to completely oxidised material.

A default bulk density of 2.50 t/m³ was assigned to significantly oxidised material.

A default bulk density of 2.60 t/m³ was assigned to partially oxidised material.

In fresh (volcanic) rock, a default bulk density of 2.70 t/m³ was assigned.

In fresh (tonalite) rock, a default bulk density of 2.65 t/m³ was assigned.

Mineralised domains described as breccia lodes were assigned a density of 2.75 t/m³ in fresh rock only.

Mineralised domains described as low-grade lodes were assigned a density of 2.78 t/m³ in fresh rock only.

Mineralised domains described as gold and copper lodes have been assigned a density of 2.95 t/m³ in fresh rock only.

3.5 Estimation Methodology (all deposits)

Mineralisation wireframes were interpreted using Leapfrog Geo 3D, with graphical selection of intervals used to form vein models of the mineralised domains for all deposits. Where this approach did not reflect the Competent Persons' interpretation of the mineralisation, a categorical interpolant approach using a structural trend was applied (Gem low-grade domains, not applicable to material considered in the Study). Exploratory data analysis indicated that a nominal grade cut-off of 0.5 g/t for gold and a 1,000 ppm for copper defined significant mineralisation in discrete packages of 1–5 m thickness for the high-grade domains, and up to 30 m thickness for the low-grade and copper domains. Continuity and plunge orientations were established by applying the vein orientation structural measurements collected from oriented diamond core, regional interpretation of the structural setting and exploratory data analysis.

Wireframes of weathering boundaries and structure were constructed using a cross-sectional interval selection method in Leapfrog; these wireframes were validated in a range of orientations. Bulk density values have been applied according to material type (weathering) and mineralisation style and are based on diamond core measurements taken from the greater KMC.

Assay data was selected within the wireframes, composited to 1 m lengths, and appropriate top cuts were applied according to domain and grade statistics. The selection methodology to derive the top cut value combines interrogation of disintegration points on the histogram with detailed analysis of the cumulative distribution plots.

Variograms, and the resultant search ellipses for estimation of the mineralised domains, are oriented parallel to the observed dip and strike of the mineralisation. All models were estimated using 1 m top cut ordinary kriging into parent blocks.

3.6 Validation of Estimates

A number of validation checks were applied to each of the MREs. Visual validation of the block model was carried out by examining cross-section and plan views of the top cut composite data and the estimated block grades. The block estimate was statistically validated against the informing composites on a whole-of-domain basis (global validation). Grade trend plot analyses were created for grouped domain sets, and where applicable, individual domains. These plots compared the estimated top cut model grade to the naive mean and the declustered top cut mean of the input composite data, to ensure minimal (local) bias.

3.7 Mineral Resource Classification

Mineral Resource classification criteria are based upon the level of data informing both the geological model and the grade estimation and the quality of the estimation. The classification criteria were assigned based on the robustness of the drillhole spacing, geological confidence and grade continuity.

There are no Measured Mineral Resources.

The Indicated Mineral Resource is of moderate confidence. These areas are considered to be well informed by drilling with nominal 20 mN x 20 mRL up to 40 mN x 40 mRL spacings, with suitable drillhole intersection angles. Grade and geological continuity have been demonstrated by the geological interpretation, pit and underground mapping and mining (where applicable).

The Inferred Mineral Resource has been defined where there was a low to moderate level of geological confidence in the geometry, continuity of grade, and where the drill spacing was wider than 40 mN x 40 mRL. Geological supporting information has been defined to a lower level of confidence in terms of continuity and extent.

3.8 Reasonable Prospects for Eventual Economic Extraction

The MRE subset used as the basis of the Study has been reported under conditions where the Company believes there are Reasonable Prospects for Eventual Economic Extraction (RPEEE) through standard underground mining methods along with the recovery of economic elements (gold, copper and silver) to saleable products through the application of industry standard process routes (gravity, flotation and cyanidation). Underground resources have been reported in fresh material only and above a cut-off grade of 2.0 g/t AuEq.

Costs determined from the 2023 PFS were used to set the cut-off grade. The PFS considered underground mining by top-down sublevel benching with processing of mined ore onsite at KMC as well as allowances for tailings placement and waste rock disposal. The underground cut-off grade accounts for underground capital development, metallurgical recovery, and covers the cost associated with ore mining, processing, G&A and royalties.

No allowance for dilution or mining recovery has been made in the MRE.

3.9 Gold Equivalent Cut-Off Grade

The gold equivalent (AuEq) grade applied as cut-off criteria for reporting the MRE is calculated using the following formula: $\text{AuEq g/t} = \text{Au g/t} + (\text{Cu \%} \times 1.61) + (\text{Ag g/t} \times 0.01)$.

Copper equivalence to gold was determined using the following formula: $1.61 = (\text{Cu price} \times 1\% \text{ per tonne} \times \text{Cu recovery}) / (\text{Au price} \times 1 \text{ gram per tonne} \times \text{Au recovery})$.

Silver equivalence to gold was determined using the following formula: $0.01 = (\text{Ag price} \times 1 \text{ gram per tonne} \times \text{Ag recovery}) / (\text{Au price} \times 1 \text{ gram per tonne} \times \text{Au recovery})$.

Metal prices applied in the calculation were:

- Gold = A\$2,946/oz, copper = A\$16,768/t, silver = A\$42/oz.

Metallurgical recoveries applied were:

- Gold = 94.6%, copper = 86.1%, silver = 73.3%.

Table 3.3 Gold equivalent cut-off grade

	INPUTS			OUTPUTS		
	Realised price	Unit	Metallurgical recovery	Unit	In-situ value	AuEq factor
Gold	2,946	A\$/oz	94.6%	1.0 t at 1 g/t Au	89.60	1.00
Copper	16,768	A\$/t	86.1%	1.0 t at 1% Cu	144.37	1.61
Silver	42	A\$/oz	73.3%	1.0 t at 1 g/t Ag	0.99	0.01

4. PRODUCTION INVENTORY AND BULK HAULAGE

4.1 Overview

Medallion engaged MDL Resources Pty Ltd (MDL) and Mining and Cost Estimation Pty Ltd (MACE) (together the Mining Consultants) to study the potential of mining the fresh portions of the gold-copper deposits at KMC by underground mining methods. The Study considers Indicated and Inferred Mineral Resources which leads to the estimation of a production inventory. The Mining Consultant's work has its basis in the recently completed KMC PFS applying the PFS costs and more conservative modifying factors (minimum mining width) to enable the determination of the KMC production inventory.

Mine equipment selection, development size selection and subsequent modifying factors were based upon ore production rates required to meet the planned process plant throughput rate of 0.5 Mtpa.

All material planned to be extracted from the mine is contained within fresh rock. The applied mining method is longhole benching in the more steeply dipping parts of the deposit and incline benching in shallower sections. Stopping will follow a top-down sequence, commencing at the extremities of each level and retreating to the centrally located level access. Rib pillars will remain between adjacent stopes to maintain hangingwall stability. No backfilling of the stope voids is planned. Development and stoping excavations have been designed to enable mining with industry standard high-productivity mobile underground mining equipment.

4.2 Geotechnical

The geotechnical input parameters for the Study were determined in an independent geotechnical study, conducted by Green Geotechnical Pty Ltd (Green Geotechnical) in August 2019. That assessment was based on a review of previous work undertaken by Peter O'Bryan & Associates (2010, 2017), visual inspection of existing open pit workings in the Gem area (Western Gem, Two Boys and Kaolin), visual inspection of existing underground workings (as they can be observed daylighting at surface), and physical property data obtained from 12 additional diamond drillholes not included in previous assessments.

Assumptions from the Green Geotechnical study were used for underground mine designs for all the deposits, and included:

- A 5 m rib pillar required per 40 m of strike length
- Rib pillars offset between levels
- Standard galvanised weld mesh and split sets were for all development ground support
- A minimum crown pillar of 10 m between any surface boundary (pit floor) and leading stope backs.

The selected underground level interval of 20 m floor-to-floor matches geotechnical requirements, as well as operating parameters of the proposed mining fleet.

4.3 Mining Method

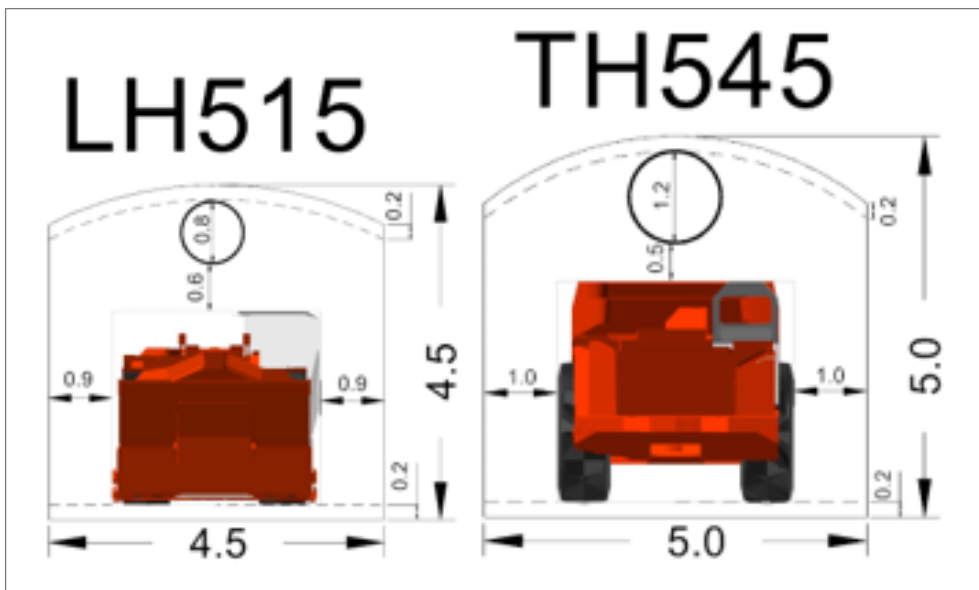
The combination of longhole and incline benching in a top-down sequence is the preferred mining method due to the safety, simplicity and minimal working capital requirement inherent in the approach. The preferred mining methods selected are well suited to KMC's competent ground conditions. A 20 m sublevel spacing has been selected for longhole bench panels. Sublevel spacing for incline bench panels varies between 5 m and 15 m depending on the local dip of the deposit. Medium sized ore drives (4.5 m wide x 4.5 m high) have been selected to enable high productivity mechanised mining equipment to be deployed on production levels which can extend for significant distances.

For both primary and secondary development, a Sandvick DD322i twin boom development drill (Jumbo) or similar will be used. Production drilling and drilling of service holes will be undertaken with a DL431 top hammer longhole rig or similar.

In all cases, 64 mm production drillholes are used. The approach plans for 0.5 m of hangingwall and 0.5 m of footwall dilution. Minimum mining width is modelled as 2.0 m (planned width 1.0 m) with a 1.0 m dilution skin applied to all planned stope widths.

Ore drives will accommodate LH415 bidders (15-tonne capacity) or equivalent to move ore and waste from the production level to centrally located stockpiles. 15-tonne capacity loaders will be used to load TH545 (45-tonne capacity) trucks or equivalent for haulage from the mine. The equipment dimensions can be observed in Figure 4.1.

Figure 4.1 Equipment selection



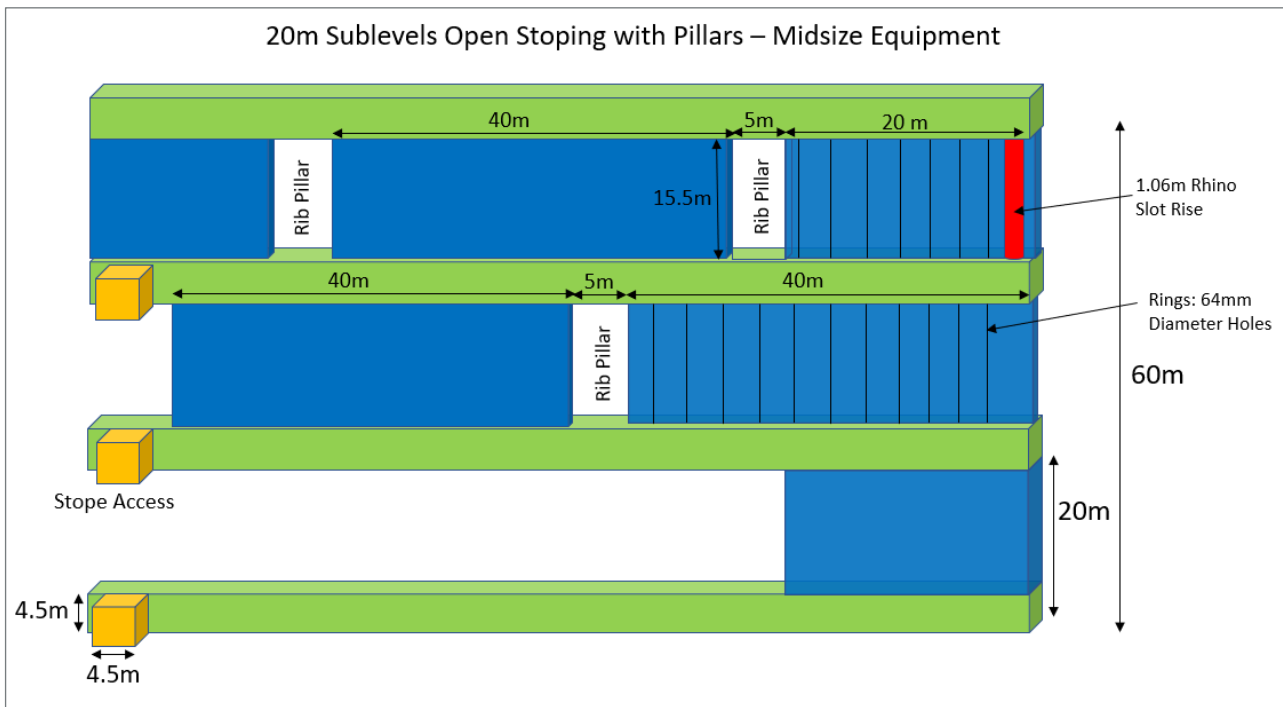
Ground support consists of rings of 2.1 m bolts as per the geotechnical recommendations in Table 4.1. A DL431 top hammer longhole rig will drill a 64 mm hole for stope drilling and to mine slot rises.

Table 4.1 Ground support regime per Green Geotechnical (2020)

Drive width	Drive height	Bolt type/length	Bolt spacing	Row spacing	Mesh height
5.0 m	5.0 m	2.4 m Friction Bolt	1.1 m	1.4 m	2.6 m
4.5 m	4.5 m	2.1 m Friction Bolt	1.1 m	1.4 m	3.0 m

Figure 4.2 shows schematics and dimensions for the selected mining method.

Figure 4.2 Schematic (approximate long section) of underground mining sequence



4.4 Underground Production Inventory

Medallion supplied the following block models for use in the Stope Optimisation (SO) process:

- Flag_eng_23q1_UO.dm
- bm_gem_all_23q1_UO.dm
- gmr_bm_202303_UO.dm
- bm_hbv_all_2302_q4unrotated_UO.dm.

Minor block model manipulation was undertaken to run the SO process:

- Models were converted into Deswik’s block model format.
- The gold equivalent grade in the model for blocks whose resource category (RESCAT) was 4 (unclassified) was set to zero. This was done so unclassified material could not contribute to the economics of the SO process.

In order to assess the underground mining inventory, Deswik Stope Optimiser was used with the parameters detailed in Table 4.2.

Table 4.2 SO parameters

SO parameter	Value
Minimum mining width (total)	2.0 m
Minimum stope width	1.0 m
Stope dilution (footwall and hangingwall)	0.5 m footwall and hangingwall
Minimum footwall angle	40°
Minimum hangingwall angle	30°
Minimum cut-off grade	3.0 g/t AuEq

KMC has favourable geotechnical parameters with stopes assumed to be stable at 40 m in length with a 5 m rib pillar. Running SO shapes over full 40 m lengths has the potential to miss material around the periphery of the deposit or alternatively dilute it significantly by the inclusion of large portions of waste.

To eliminate this issue, the SO runs were undertaken on 5 m spacings along strike, which ensures the maximum amount of economic material is contained in the stope wireframes. This methodology does allow for discrete 5 m stope shapes to be created that are either located such that they are not practical to mine or do not hold together with enough other 5 m shapes to justify the cost of an underground level. In order to resolve this issue, all impractical shapes or those that may be uneconomic given the amount of development required were deleted from this analysis.

Four scenarios were run to examine sensitivity to both cut-off grade and minimum mining width:

- Scenario 1 – 3 m minimum mining width and 3 g/t AuEq cut-off grade
- Scenario 2 – 3 m minimum mining width and 2.5 g/t AuEq cut-off grade
- **Scenario 3 – Base case: 2 m minimum mining width and 3 g/t AuEq cut-off grade**
- Scenario 4 – 2 m minimum mining width and 2.5 g/t AuEq cut-off grade.

The results of the four preliminary SO scenarios are shown in Table 4.3. In order to create these mining inventories, the following additional modifying factors have been applied to the SO shapes:

- A pillar loss factor of 10% to account for the pillars not having been designed
- A mining recovery factor of 95% to account for losses that occur in the mining process.

Conclusions that can be drawn from this exercise include:

- A mining inventory of approximately 2.0 Mt to 2.5 Mt at greater than 4 g/t AuEq is achievable from a conservative underground mining scenario.
- The change in minimum mining width does not significantly impact overall tonnes and ounces, suggesting that a large portion of the stopes are wider than the minimum mining width (de-risks overall dilution concerns).
- Dropping the cut-off grade does not yield a material addition to the mining inventory, and a mining inventory can be achieved without the need for minimum mining widths and cut-off grades that build excessive risk into the mine plan.

Table 4.3 **Underground production inventory (longhole benching)**

UNDERGROUND PRODUCTION INVENTORY FOR LONGHOLE BENCHING							
Scenario	kt	Au g/t	Cu %	AuEq g/t	Au koz	Cu kt	AuEq koz
1	1,843	3.9	0.7	4.9	228	12	292
2	2,422	3.4	0.6	4.4	266	15	340
3	2,156	3.8	0.7	4.9	263	15	338
4	2,700	3.3	0.6	4.3	290	17	376

Given the cost associated with proposed trucking of ore to FNO, Medallion believes that modelling of split firing or “resue mining” should be considered as a base case for ore drive development to minimise waste material being introduced to the production stream. The deposit is visually discernible from the host rock, and hangingwall/footwall contacts are generally sharp which will enable selective mining under geological control. At Flag and in some cases within the Gem Lode where the deposit dips shallower than 80°, it is proposed to mine a “shanty back” profile to further reduce development dilution. Under this scenario, level development will be under survey control for vertical grade and geological control for direction, maintaining the footwall contact at least 3 m above floor level to minimise hangingwall dilution and enable collaring of production drilling in narrower parts of the deposit.

4.4.1 Potential Upside at Gem East

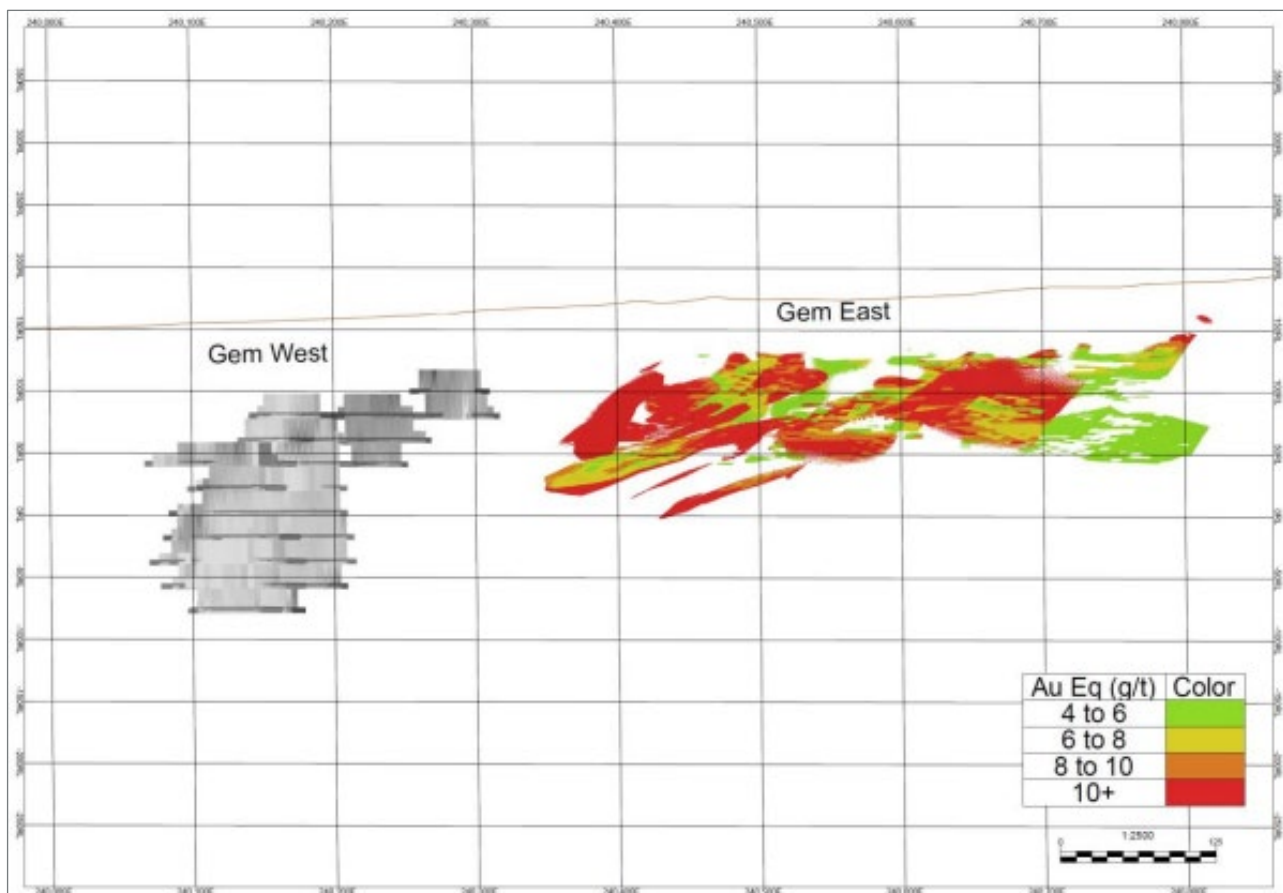
Only those parts of the deposit dipping at greater than 40° were candidates for the SO process which considered the longhole benching mining method only. The eastern portion of the Gem deposit generally dips at slightly below 20-30° and significant portions of the deposit were excluded from the longhole benching analysis, though may be amenable other mining methods.

A potential mining inventory at Gem East was generated by:

- Reporting all the material greater than 4 g/t AuEq from Gem East (a higher cut-off grade was used as mining methods suited to shallow dipping deposits will likely be higher cost than longhole benching)
- Applying an 80% conversion factor.

Based on the assumptions above, a range of 100 koz to 115 koz AuEq reports to potential mining inventory in Gem East (Figure 4.3) above the hypothetical cut-off.

Figure 4.3 Diluted Gem East MRE blocks not included in longhole benching analysis



4.4.2 Incline Bench Stopping at Gem East

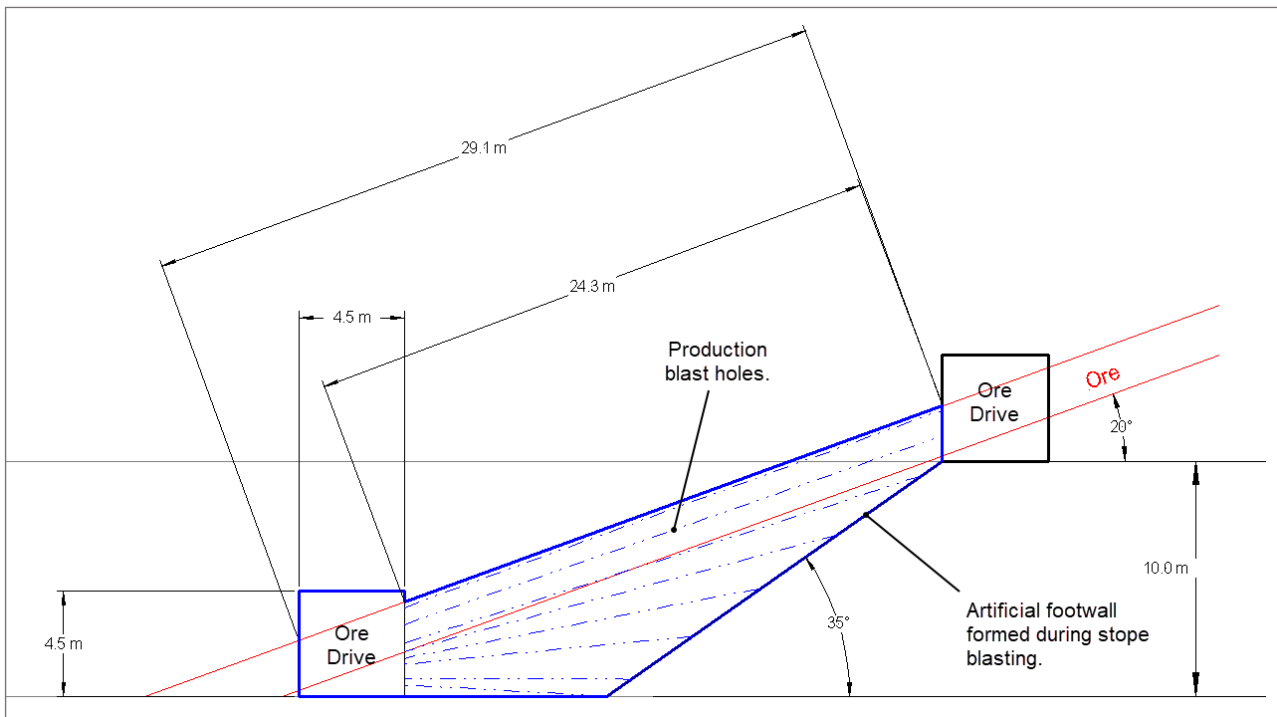
The mining method contemplated for the flat dipping lodes is incline bench stopping as a variant of longhole open stopping. This method considered the expected good ground conditions as well as the flat dipping nature of the mineralisation.

The mineralisation typically dips at around 20° and the basic friction angle of fresh rock is expected to be around 30° in line with historical geotechnical assessments. These conditions will not support the natural rilling of broken rock down the footwall from longhole open stope production blasts. To address this, an essential aspect of the mining method requires the establishment of an artificial footwall to promote rilling of

material. This footwall will be formed during blasting by properly placed drillholes and firing sequence. To assist in the final recovery of ore from the footwall, a mobile water cannon will be used to flush water from the footwall to the ore drive below. Techniques similar to this have been used at other Australian projects such as Telfer (MacLean, 2024).

Level intervals were set at 10 m to ensure the true length of the hangingwall does not become excessive, impacting stability and increasing the risk of significant drillhole deviation (Figure 4.4).

Figure 4.4 Cross-sectional layout of incline bench stopes (10 m level interval)



Remote bogging will be required for a high proportion of material produced from stoping operations. It is understood that advances in teleremote and collision avoidance technology has meant remote bogging can operate on a par with free bogging operations. As a variant to the proposed method, 5 m level intervals are also considered in the analysis. This arrangement provides benefits in flatter dipping lodes (less than 20°) by reducing the amount of planned dilution. Optimisation was carried out on both 5 m and 10 m level intervals. The interval providing the highest net cash flow was adopted for the final scenarios.

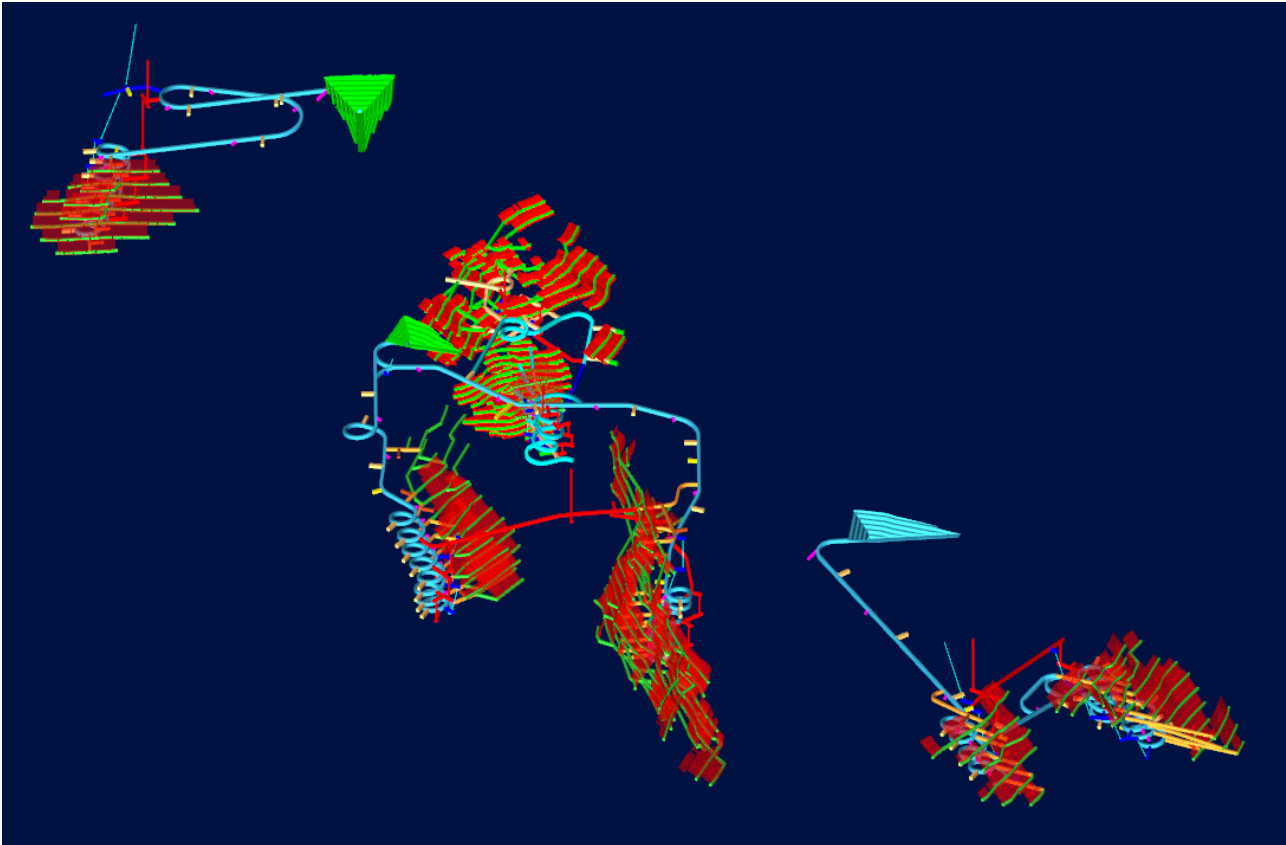
Development designs were created for the stop wireframes generated in the SO process. The ore drive development was used in conjunction with the stope wireframes to more accurately report the overall diluted mining inventory. Capital and operating waste development were included for scheduling and for cost estimation purposes.

Wireframe solids for development were generated for the designs described above. These solids were used in conjunction with the stope wireframe solids to estimate the production inventory for Gem East. Stope solids were generated from the SO process at 5 m horizontal increments and development solids on 4 m intervals. Stope solids were cut with development solids to prevent over reporting. Recovery factors were applied to allow for natural rock pillars between stopes. The 10 m and 5 m stopes were factored down to 93% and 86% respectively. The mining inventory for Gem East is 715 kt at 3.9 g/t Au, 0.35% Cu.

4.4.3 Underground Production Schedule

Medallion’s consultants undertook a full development design and scheduling exercise for the Scenario 3 and Gem East production inventory, together Scenario 4. Underground mine designs are shown in Figure 4.5. The isometric view is looking down and to the north-east with lodes that comprise the production inventory from left to right: Gem Restored, Gem (East and West), Harbour View, and Flag.

Figure 4.5 Isometric view of Scenario 4 mine design



Detailed design led to the loss of some preliminary production inventory. The final production inventory scheduled by lode is shown in Table 4.4.

Table 4.4 Scheduled underground production inventory

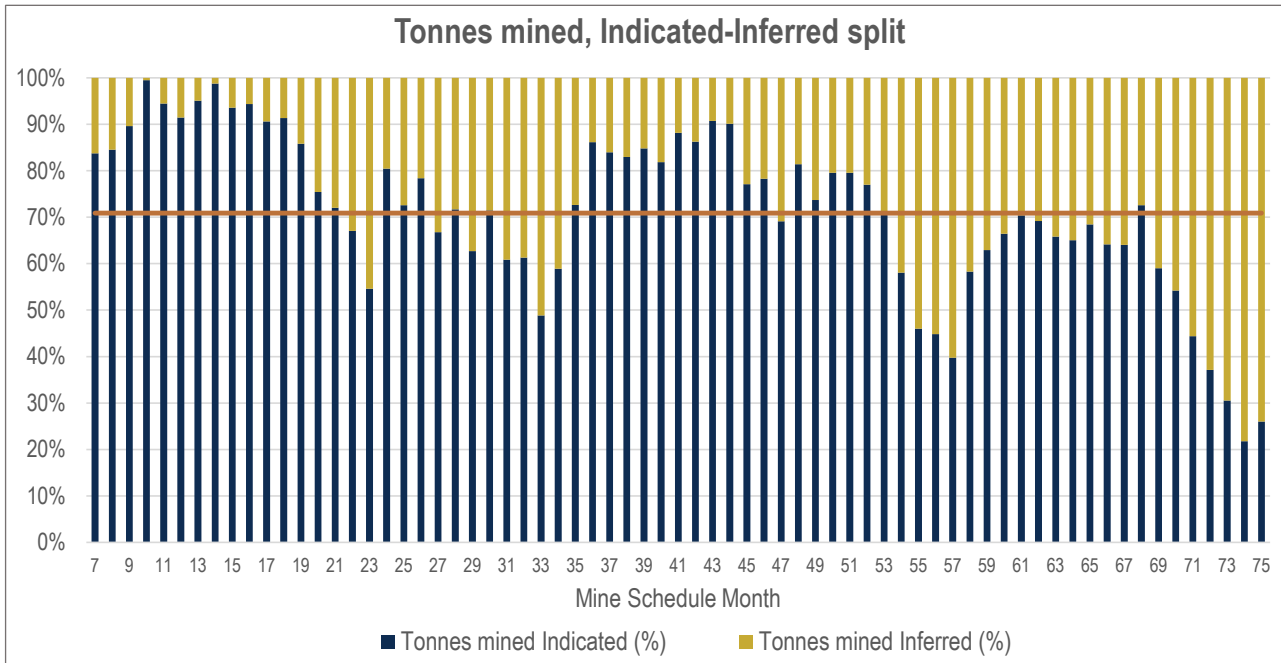
PRODUCTION INVENTORY FOR THE KUNDIP MINING CENTRE					
Deposit	kt	Au g/t	Au koz	Cu %	Cu kt
Gem	1,080	4.2	144	0.3	3.6
Harbour View	970	3.2	99	1.0	9.4
Flag	408	4.5	60	0.4	1.6
Gem Restored	235	5.1	39	0.7	1.7
Total	2,692	3.9	342	0.6	16.3

The mine schedule was developed with the four specific lodes prioritised as follows: Gem, Harbour View, Flag and Gem Restored. The schedule made reasonable assumptions in relation to lateral advance rates, vertical advance rates and the timing of stope commencement following the completion of level development. The mine schedule developed sees conventional underground mining methodologies deliver material to a surface ROM pad at KMC.

The final production inventory contains Inferred Resources representing 21% of the overall tonnage mined and processed over the LOM. Inferred Resources average of 8% of overall tonnage mined and processed over the first 12 months of the Project life, and 18% over the first 24 months.

Figure 4.5 shows the split between Indicated and Inferred ore tonnes mined over the Project life. Inferred Resources are not deterministic of the Project's viability under the sulphide development scenario. Medallion is currently completing a drill program comprised of approximately 15,000 m of RC and DD drilling at KMC with the express purpose of converting all Inferred material in the first 3 years of the mine plan to Indicated.

Figure 4.6 LOM split of Indicated and Inferred production inventory mined



4.5 Bulk Haulage

Production inventory and concentrate haulage practical considerations and costs were provided by MLG, an industry recognised bulk haulage contractor with recent and relevant experience at FNO.

The 173 km haulage route is one that lends itself to an optimum logistics cycle with capacity to deliver 2 loads per 12-hour shift.

MLG based the pricing model on the utilisation of Performance Based Standard (PBS) triple road-trains operating at 99-tonne legal payload, with the costs inclusive of:

- Load and haul (173 km haulage lead)
- Utilisation of MLG's PBS triple side-tipping road-train configuration at 99-tonne payloads when operated under the approval of the Main Roads Western Australia (MRWA) Accredited Mass Management Scheme
- Supervision and management
- Flights and accommodation
- MLG supplying all diesel fuel
- MLG to supply a small maintenance facility and support infrastructure at KMC for support of the haulage services
- Minimum volumes of 28,000 tonnes per month.

No allowance was made for provision of:

- Road maintenance activities on the FNO end of the haulage route
- Approval and/or construction of any required intersections at the KMC access.

Based on these assumptions, the cost of bulk haulage from KMC to FNO is estimated at \$30.91 per tonne.

Similar assumptions underpin the cost estimate to haul concentrate from FNO to Esperance port. Key differences being:

- Load and haul (329 km haulage lead)
- Utilisation of MLG's PBS triple container skell road-train configuration allowing 3 x fully loaded containers when operated under the approval of the MRWA Accredited Mass Management Scheme
- Minimum volumes of 1,450 tonnes per month.

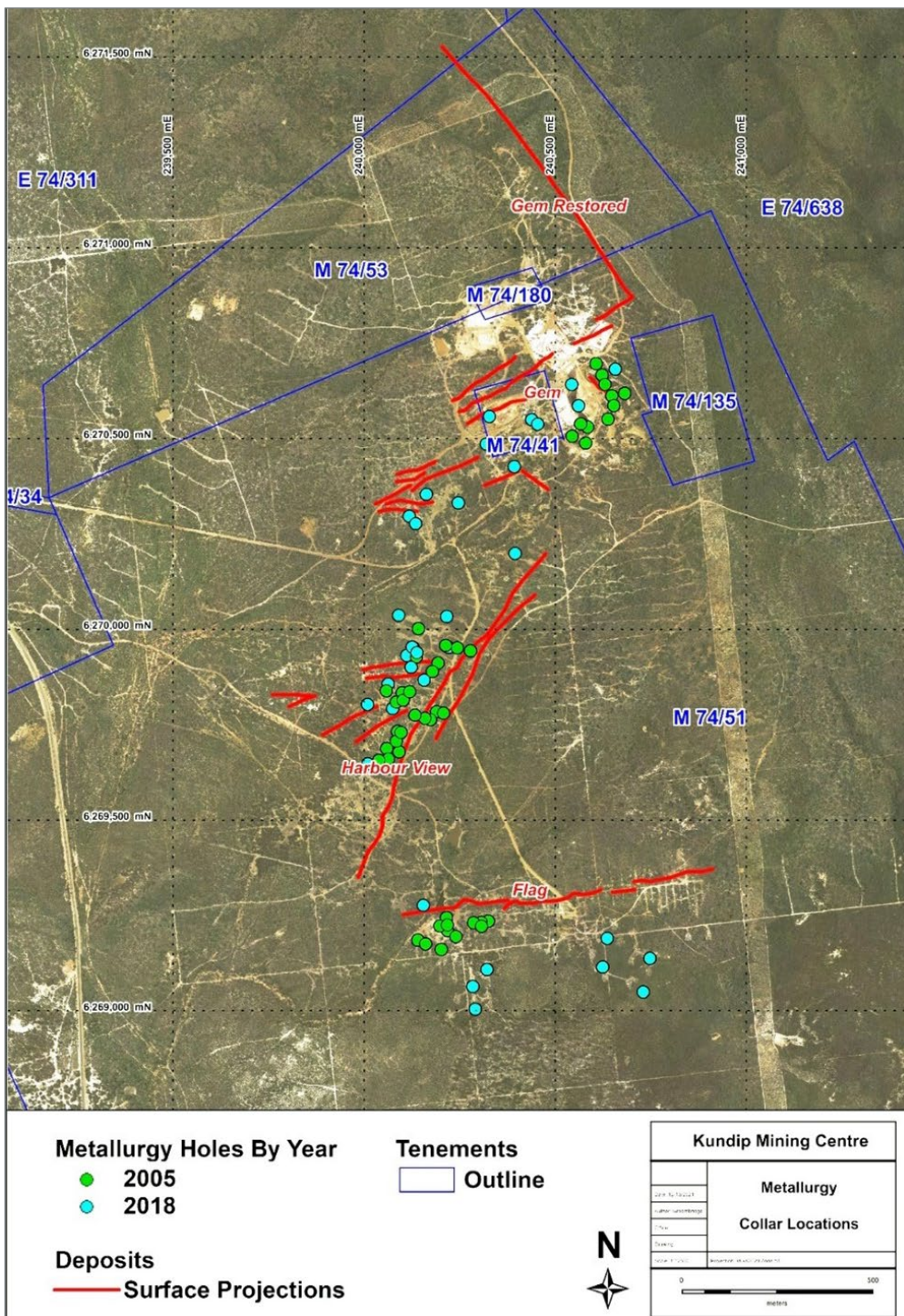
Container haulage costs to Esperance are estimated to be \$70.34 per wet metric tonne, which are reflected in the concentrate logistics costs in the financial model (total concentrate logistics cost \$181.00 per wet metric tonne).

It is noted that under operating conditions, haulage contractors would look to implement on a fixed and variable basis to ensure that items such as whether effects and production scheduling risk can be mitigated from the haulage contractor's point of view.

5. METALLURGY

Mining and treatment of gold and copper bearing material in the KMC area has occurred since the early 1900s using amalgamation, gravity, cyanidation, and flotation processes to successfully produce gold, silver and copper. A significant amount of metallurgical testwork has been carried out on KMC deposit samples. Previous owners completed metallurgical testwork programs from 2002 to 2005. During 2018, Medallion extended the metallurgical testwork database with a leaching and flotation test program at ALS Limited's laboratory in Perth.

Figure 5.1 Collar locations for drillholes used in 2005, 2018–19 metallurgical testwork programs



Testwork results demonstrate that high copper and precious metal recoveries can be achieved using a combination of gravity, flotation and cyanidation.

Sequential flotation and leaching is a widely used and conventional process route applied globally for the processing of gold orebodies which contain significant copper and silver by-product credits. In Australia, of note this includes the Deflector project owned and operated by Vault Resources Ltd (ASX: VAU).

GRES was engaged by Medallion to complete a metallurgical review and PFS into processing KMC deposits to maximise recovery of gold, silver and copper to saleable products, in the form of gold doré and copper/precious metal concentrates. The portion of this work that was completed in 2023 and that relates to high copper fresh material is directly applicable to this Study.

High-grade sulphide material types will be treated using flotation and cyanidation leaching processes to recover a saleable copper concentrate and produce a precious metal bullion.

Comminution characteristics indicate the primary sulphide material has a Bond Ball Mill Work index of 18.8 kWh/t. A target grind size of 80% passing 75 µm has been used for primary material types.

The overall recoveries used in the process design and economic modelling for gold and copper are as presented in Table 5.1. The recoveries stated have been derived by GRES from historical testwork. For further details regarding the GRES metallurgical review and process recoveries for gold, silver and copper, refer to the Company's ASX PFS announcement on 23 October 2023.

Medallion in consultation with GRES has modified the copper recovery and copper concentrate grade estimates from those used in the PFS. Copper recovery has been reduced from 88.0% to 80.0% and copper concentrate grades reduced from 21.0% to 19.5% for the purposes of this Study.

Table 5.1 Gold, copper and silver recoveries by process stage

Metallurgical recovery	Fresh
Gold recovery – gravity	35.0%
Silver recovery – gravity	25.0%
Copper recovery – flotation	80.0%
Concentrate copper grade	19.5%
Gold recovery – flotation	40.0%
Silver recovery – flotation	30.0%
Gold recovery – leach	23.3%
Silver recovery – leach	7.7%
Gold recovery – total	98.3%
Silver recovery – total	62.7%
Copper recovery – total	80.0%

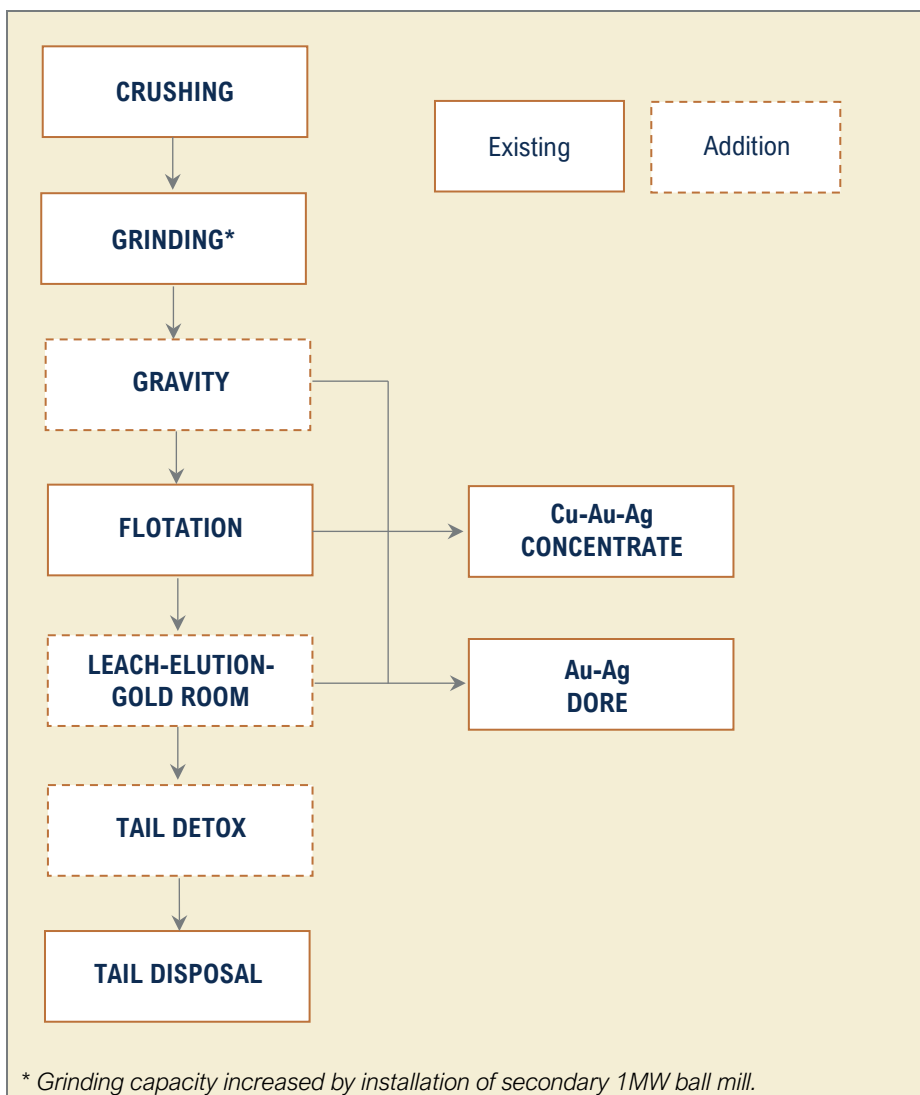
6. PROCESSING

6.1 Process Design

A review of the Cosmic Boy processing facility located at FNO was undertaken by GRES to assess required modifications in order to process material mined from KMC at a rate of 0.5 Mtpa basis 100% fresh feed. The review included a site visit undertaken in September 2024.

Figure 6.1 shows a simplified block flow diagram for the modified Cosmic Boy process plant capable of processing KMC production inventory.

Figure 6.1 Cosmic Boy block diagram showing existing infrastructure with additions to treat KMC production inventory



The modified processing facility has been designed to process 500 ktpa of material from the KMC deposit. The crushing circuit will be designed to operate 24 hours per day, 7 days per week at a nominal treatment rate of 95 dry t/h at a circuit utilisation of 60%. The grinding, flotation and carbon-in-pulp (CIP) areas will be designed to operate 24 hours per day, 7 days per week at a nominal treatment rate of 63 dry t/h at a circuit utilisation of 93%. Utilisation is defined as the percentage of total time that the process plant is actually operated with feed, while availability is defined as the percentage of total time that the process plant is mechanically and electrically able to operate.

The proposed processing facility design has been based on proven technology for gold-copper recovery and comprises the unit processes outlined below:

- Three-stage crushing using a primary jaw crusher with secondary and tertiary cone crushers to yield a nominal final product of 80% passing 8.0 mm.
- Two stage grinding, with the primary ball mill operating in open circuit and the secondary mill in closed circuit with hydrocyclones to achieve a grinding circuit product size of 80% passing 75 μm .
- Treatment of approximately 40% of the mill discharge stream by centrifugal gravity concentration to maximise the recovery of gravity gold, followed by shaking table separation and batch intensive leaching of the gravity concentrate. The resulting pregnant solution will undergo electrowinning for gold recovery.
- Copper flotation circuit consisting of rougher flotation with concentrates recovered from the rougher flotation cells reporting directly to the existing cleaner conditioning tank prior to two-stage cleaner flotation to generate a copper concentrate containing 19.5% Cu.
- Tailings from the rougher circuit will form the leach feed stream and the cleaner tailings will report to final tailings.
- Copper concentrate will be dewatered in the concentrate thickener and then filtered by the existing plate and frame pressure filter.
- Thickening of the leach feed stream to approximately 45% solids (w/w) prior to leaching in the repurposed tailings thickener.
- Leaching and adsorption in CIP circuit comprising one leach tank and six bioleach tanks repurposed as CIP adsorption tanks.
- Acid washing and elution of the loaded carbon in a single column split AARL elution circuit, and thermal regeneration of the barren carbon prior to its return to the CIP circuit.
- Smelting of cathode sludge from electrowinning to produce a gold doré.
- Detoxification of the final tailings stream using air/SO₂ (as required) and pumping the tailings to the TSF. Supernatant water will be recovered from the surface of the TSF for recycling back to the process plant.

6.2 Process Description

The existing Cosmic Boy process plant and associated infrastructure is well suited to repurposing for treatment of KMC sulphides.

6.2.1 Crushing and Screening

The processing of material will commence with the existing three-stage crushing circuit, reducing the ROM feed top size from up to 550 mm to a product in the fine ore bin having a P80 of 8 mm. The primary jaw crusher will be fed by rehandling stockpiled ore with a front-end loader on the ROM pad, which will feed the ROM bin. An average of 95 t/h of material will be delivered to the primary crusher by the primary feeder, producing a crushed product size P80 of 90 mm. The primary crusher discharge will report to the secondary cone crusher via the secondary crusher feed conveyor. The secondary cone crusher will produce a crushed product with a P80 of 22 mm. Secondary crusher product will report to the product screen via the product screen feed conveyor. Oversize material from the upper and lower deck will report to the tertiary cone crusher, set to produce a product with a P80 of 8 mm. The crushed product from both the secondary and tertiary crushers will discharge onto the product screen feed conveyor for reclassification. Screen undersize will report to the fine ore bin via the fine ore bin feed conveyor. A weightometer on the fine ore bin feed conveyor will calculate the instantaneous and total crushed tonnes.

6.2.2 Material Storage and Handling

Material will be reclaimed from the fine ore bin by the existing ore reclaim conveyor and delivered to a two-stage grinding and classification circuit at a nominal rate of 63 t/h. Material may also be fed to the primary mill via front-end loader (FEL), using the existing emergency road hopper and feeder.

6.2.3 Grinding and Classification

The existing primary mill is a 4.0 m diameter ball mill with an effective grinding length of 3.45 m. Slurry will be discharged from the mill through an 8 mm x 16 mm aperture trommel screen. Oversize from the screen will report to the scats bunker and undersize will report to the cyclone feed hopper for pumping to the cyclone cluster for classification. Cyclone overflow slurry will have a P80 of 75 µm and a pulp density of 34% solids (w/w). The existing cluster of seven 250 mm diameter cyclones (5 operating and 2 spare) will be suitable for the required duty.

The majority of the cyclone underflow will report to the feed chute of the new 3.6 m diameter by 5.1 m secondary mill. Secondary mill discharge will pass through an 8 mm x 16 mm aperture trommel screen with the undersize combining with the primary mill discharge in the cyclone feed hopper for classification.

6.2.4 Gravity Recovery and Separation

A portion of cyclone underflow will be directed to the new gravity circuit, passing through a horizontal vibrating screen to remove oversize material before transferring to a single 20" centrifugal gravity concentrator. The concentrator will operate on 45-minute discharge cycles and the concentrate produced will be delivered to a shaking table to separate the material based on differences in specific gravity. Concentrate from the shaking table will report to an intensive leach reactor, whilst middlings will be combined with the copper flotation concentrate and the tailings will return to the secondary mill discharge hopper for reclassification and further grinding.

The intensive leach circuit will operate on a daily batch basis, treating the concentrates collected from the previous 24-hour period. Gold contained in the pregnant solution discharged from the intensive leach circuit will be recovered through a gravity electrowinning circuit. Gold collected in the electrowinning cell will periodically be smelted in a barring furnace to produce doré.

6.2.5 Flotation

Prior to flotation, cyclone overflow will be screened to remove any entrained trash. Trash screen underflow will report to the rougher conditioning tank where it will be dosed with flotation reagents and agitated ahead of flotation. The first flotation stage will consist of 12 repurposed flotation cells in a rougher application. Slurry passing through the flotation circuit will be dosed with reagents to promote the recovery of copper to the flotation concentrate. Concentrate recovered from the rougher cells will report directly to the existing cleaner conditioning tank prior to two-stage cleaner flotation. Concentrate from the first cleaner stage will be pumped to the second cleaner cells, and the first cleaner tailings will report to the final tailings hopper. Concentrate from the second cleaner cells will be the final concentrate and the tailings will report to the head of the first cleaners for further flotation.

6.2.6 Concentrate Thickening, Filtration and Storage

Final concentrate from the cleaner flotation circuit will report to the final concentrate dewatering circuit, where it will be thickened and filtered by the existing concentrate thickener and plate-and-frame filter to produce a cake of approximately 90% solids. The filter cake will then be loaded into bulk-bags for road transport.

6.2.7 Leaching and Adsorption

Tailings from the rougher flotation circuit will be directed to the existing leach feed thickener (repurposed tailings thickener) for recovery of cyanide-free process water ahead of the leaching stage. The leach circuit will consist of a single new 750 m³ leach tank ahead of six existing 175 m³ adsorption tanks (repurposed bioleach tanks) to provide a total circuit residence time of 24 hours.

6.2.8 Gold Recovery

Gold loaded on activated carbon from the adsorption tanks will be stripped in a 1.5-tonne capacity split AARL elution circuit and subsequently recovered through an electrowinning stage utilising a single 600 mm, nine-cathode cell. Gold collected in the electrowinning cell will be smelted in a barring furnace to produce doré. Barren carbon will be regenerated in the new carbon regeneration kiln and air-lifted back into the last adsorption tank.

6.2.9 Tailings

Tailings from the leaching circuit will undergo cyanide destruction using the air/SO₂ destruction reaction to reduce WAD cyanide to environmentally acceptable levels (<30 ppm in the decant pond). The treated tailings will then be combined with the flotation tailings stream and pumped to the existing TSF. A decant return pump in the TSF will return water to the process water pond to maintain the plant water balance.

6.2.10 Reagents

The following process reagents and consumables will be required to support operation of the processing plant:

Steel Grinding Media

Grinding media (80 mm and 55 mm balls) will be delivered by double road trains and unloaded into the ball bunker. Balls will be added directly into the mill feed chutes using a kibble and electric hoist.

Hydrated Lime

The existing hydrated lime system will be retained for the treatment of KMC sulphides. Lime will be delivered to site in road tankers pneumatically transferred into the lime silos. Additional dosing pumps will be required for distribution of the lime slurry

Sodium Cyanide

A new cyanide mixing and dosing system will be required. Sodium cyanide will be delivered to site as 30% strength bulk liquid in iso-tankers. Raw water will be added, and the resulting diluted solution will be pumped out of the iso-tankers into the site storage tank. Cyanide solution will be circulated around the plant in a pumped ring main, using separate control valves and flowmeters to regulate addition to the process.

Sodium Hydroxide

A new sodium hydroxide reagent handling facility will be required. Sodium hydroxide (50% w/w) will be delivered in bulk into the site storage tank and circulated around the plant in a pumped ring main. Control valves and flowmeters will be installed to regulate addition to the process.

Hydrochloric Acid

Hydrochloric acid (32% w/w) will be delivered to site in intermediate bulk containers (IBCs). Acid will be dosed into the elution circuit by a variable speed pump where it will be diluted and mixed in-stream with fresh water for acid washing of the loaded carbon.

Carbon

Activated carbon will be delivered to site in 500 kg bags and added directly to the adsorption tanks as required.

Flocculant

The existing flocculant mixing system will be retained for the treatment of KMC material. Flocculant will be delivered to site in 25 kg bags for manual loading into the site storage hopper. When required, the flocculant will be mixed with raw water using the vendor supplied automated mixing system and then transferred into the storage tank. Dedicated duty/standby dosing pumps will supply the mixed flocculant to the thickeners where it will be further diluted with process water prior to addition to the thickener feed stream.

Potassium Amyl Xanthate

The existing potassium amyl xanthate (PAX) system will be retained for the treatment of KMC material. PAX will be delivered to site in 900 kg boxes and mixed as required to 20% w/v using the existing mixing and storage facility. PAX will be dosed by dosing pumps to the required locations around the plant.

Frother

Frother will be delivered to site in 1,000-litre IBCs and dosed directly from the IBC to the plant locations using dosing pumps.

Promoter

DSP009 will be delivered to site in 1,000-litre IBCs and dosed directly from the IBC to the plant locations using dosing pumps.

Sodium Metabisulphite

Sodium metabisulphite (SMBS) will use the existing mixing system for sodium sulphide. SMBS will be delivered to site in 1,200 kg bulk bags and mixed to 20% w/v using the existing mixing and storage facility. A new ringmain system fitted with separate control valves and flowmeters will be required to dose the SMBS to the processing plant.

Copper Sulphate Pentahydrate

A new copper sulphate pentahydrate mixing and dosing system will be required. Copper sulphate pentahydrate will be delivered to site in 1,000 kg boxes and mixed to 20% w/v using the new mixing system and stored in the new storage tank. Copper sulphate solution will be dosed by dosing pumps to the required locations around the plant.

6.2.11 Oxygen

A new liquid oxygen storage and evaporation facility will be required for the treatment of KMC sulphides. Oxygen will be delivered to site as a bulk liquid (99%) oxygen in 20-tonne road tankers. Gaseous oxygen will be injected into the leach tanks via down-shaft spargers to achieve the desired dissolved oxygen concentration in the tanks.

6.2.12 Water Services

The existing water services will be retained.

6.2.13 Air Services

The existing air services will be retained.

6.2.14 Fuel Services

A new liquefied petroleum gas (LPG) storage and distribution facility will be required to supply the elution heater, carbon regeneration kiln and the smelting furnace in the gold room. LPG will be stored on site in three 7.5 kL tanks and will be piped directly to the end use points in the elution area.

For further information, refer to the Kundip Sulphide Project Scoping Study by GRES completed in November 2024. The modified Cosmic Boy process plant schematic diagram and general layout are shown in Figure 6.2 and Figure 6.3 that follow over the page. Inclusion of the rougher concentrate regrind mill is shown, however, is not considered in the base case for this Study.

Figure 6.2 Forrestania plant process schematic (black – existing, red – new)

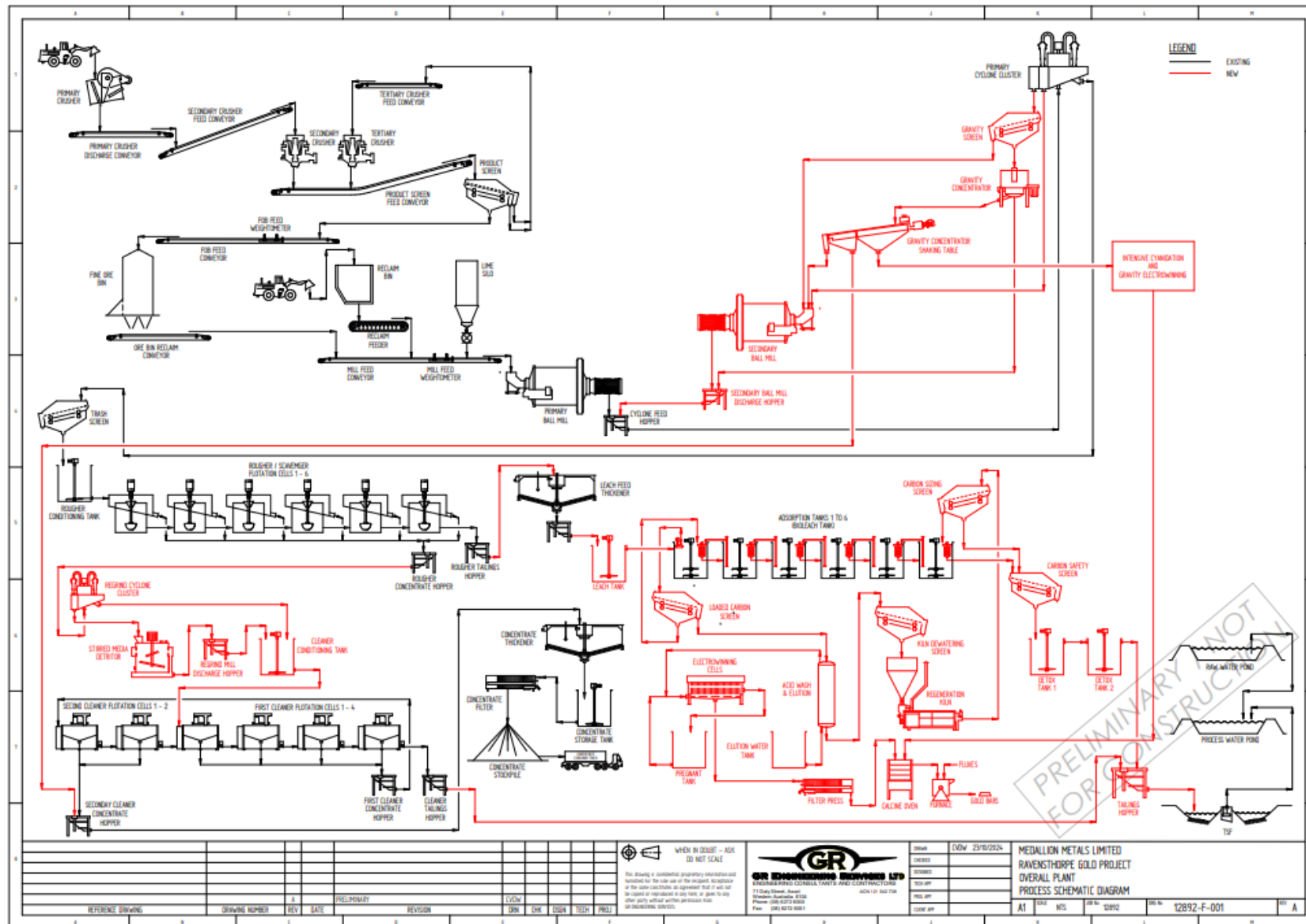



Figure 6.3 Forrestania plant general arrangement (black – existing, red – new)



6.3 Study Basis

The Study and associated capital and operating cost estimates are a Phase 1 class of estimate, with a nominal accuracy of $\pm 35\%$. The methodology adopted utilised reference designs for similar facilities, budget pricing for similar process plant equipment items and commodity rates from recently completed studies and projects. The estimates are presented in Australian dollars (A\$). The base date for the estimates was the fourth quarter of calendar year 2024 (Q4, 2024).

The estimates have been based on an engineering, procurement and construction (EPC) approach to the provision of the project management, engineering, drafting, procurement, construction and commissioning services required to construct and commission the proposed processing facility and associated infrastructure.

6.4 Recommendations

A testwork program is currently in progress to support a future feasibility study. A key decision to be informed by the testwork results is whether a regrind stage is required to achieve target copper concentrate grade.

The following additional recommendations for the next phase of the Project were identified:

- Confirm sources (quality, quantity and abstraction rates) for supply of raw water
- Review raw water quality for reagent usage
- Review process water quality for hyper salinity
- Review power supply to support the new electrical load
- Investigate whether two leach tanks are required to control the rate that copper is extracted by staged lime and cyanide addition
- Confirm WAD cyanide discharge limit in the tailings;
- Conduct cyanide detoxification testwork to determine requirements and operating conditions for the cyanide destruction circuit;
- Review implications for the TSF when storing unthickened tailings (existing tailings thickener to be repurposed to leach feed duty).

6.5 Process Schedule

Medallion has modelled the processing schedule based on a one-month lag from delivery of material to the KMC ROM pad, to processing of that material through the modified Cosmic Boy plant. In addition, a ramp-up profile has been modelled over a five-month period starting at 10 kt per month in Month 1 and reaching full capacity of approximately 42 kt per month in Month 5 of the processing schedule (Table 6.1). Effectively, a six-month horizon from first ore delivered to the ROM pad to achieving full process plant capacity.

Table 6.1 Processing ramp-up profile

Maximum throughput		Ramp-up profile (tonnes per month)				
Annual (tonnes per annum)	500,000	Month 1	Month 2	Month 3	Month 4	Month 5
Monthly (tonnes per month)	41,667					
Daily (tonnes per day)	1,370	10,000	20,000	30,000	40,000	41,667

Mill feed tonnes and grade (gold and copper) are shown in Figure 6.4, and metal recovered for sale shown in Figure 6.5.

Figure 6.4 LOM process inventory tonnes and grade

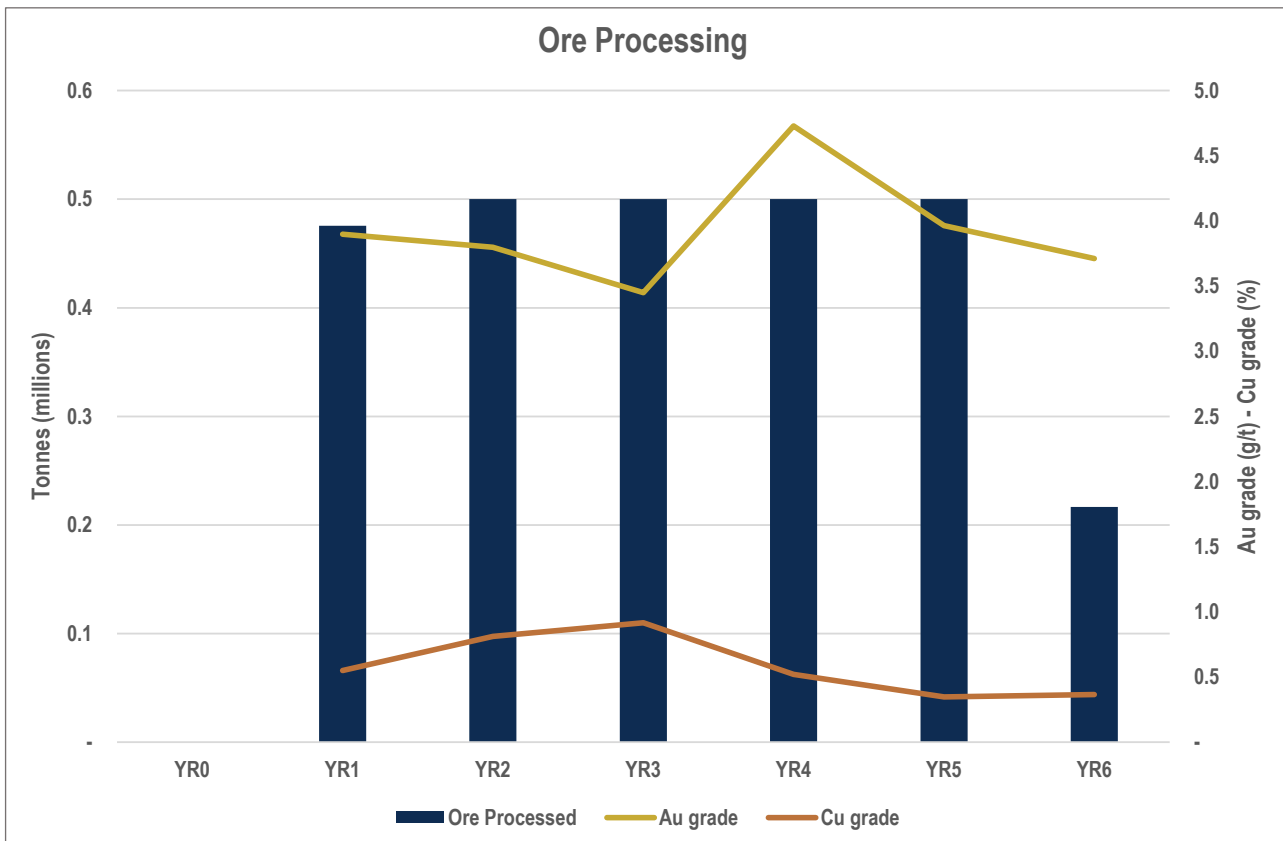
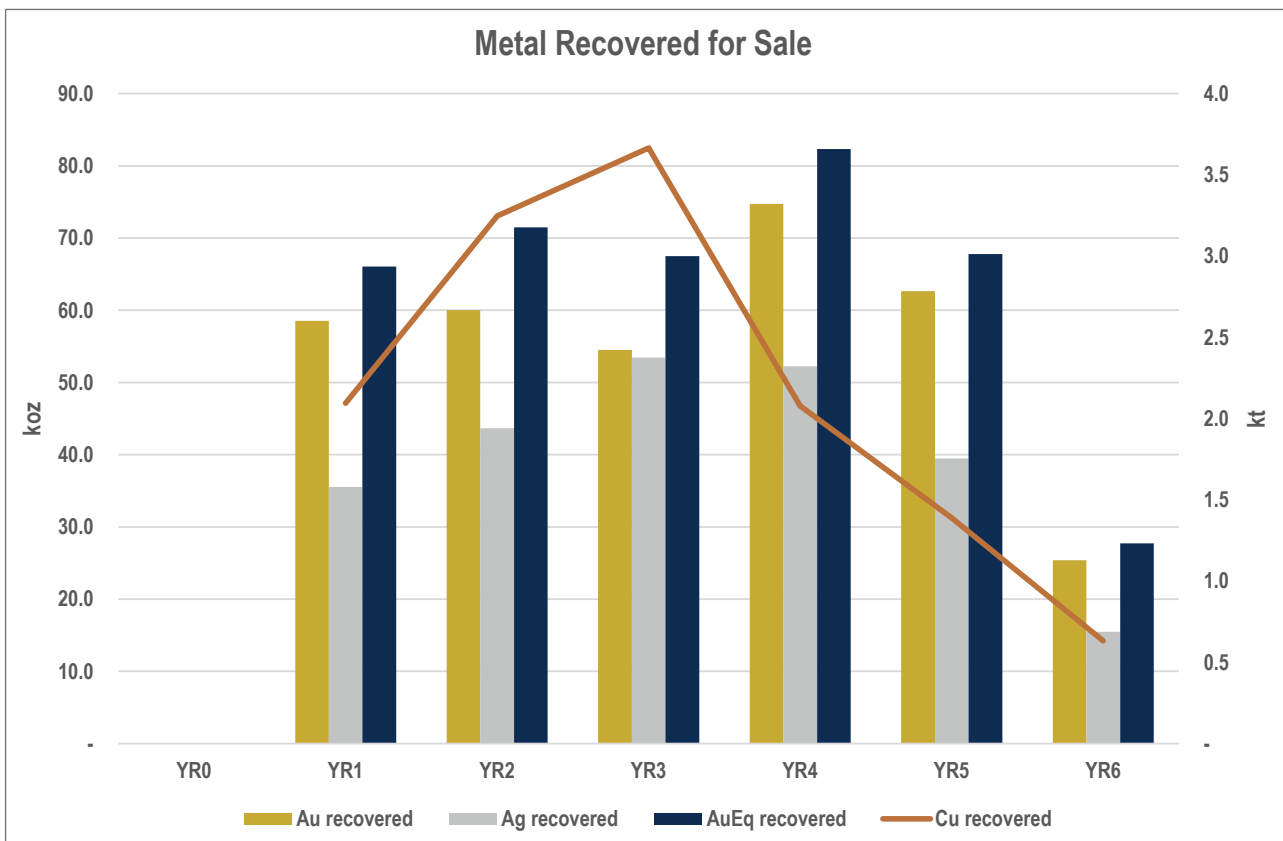


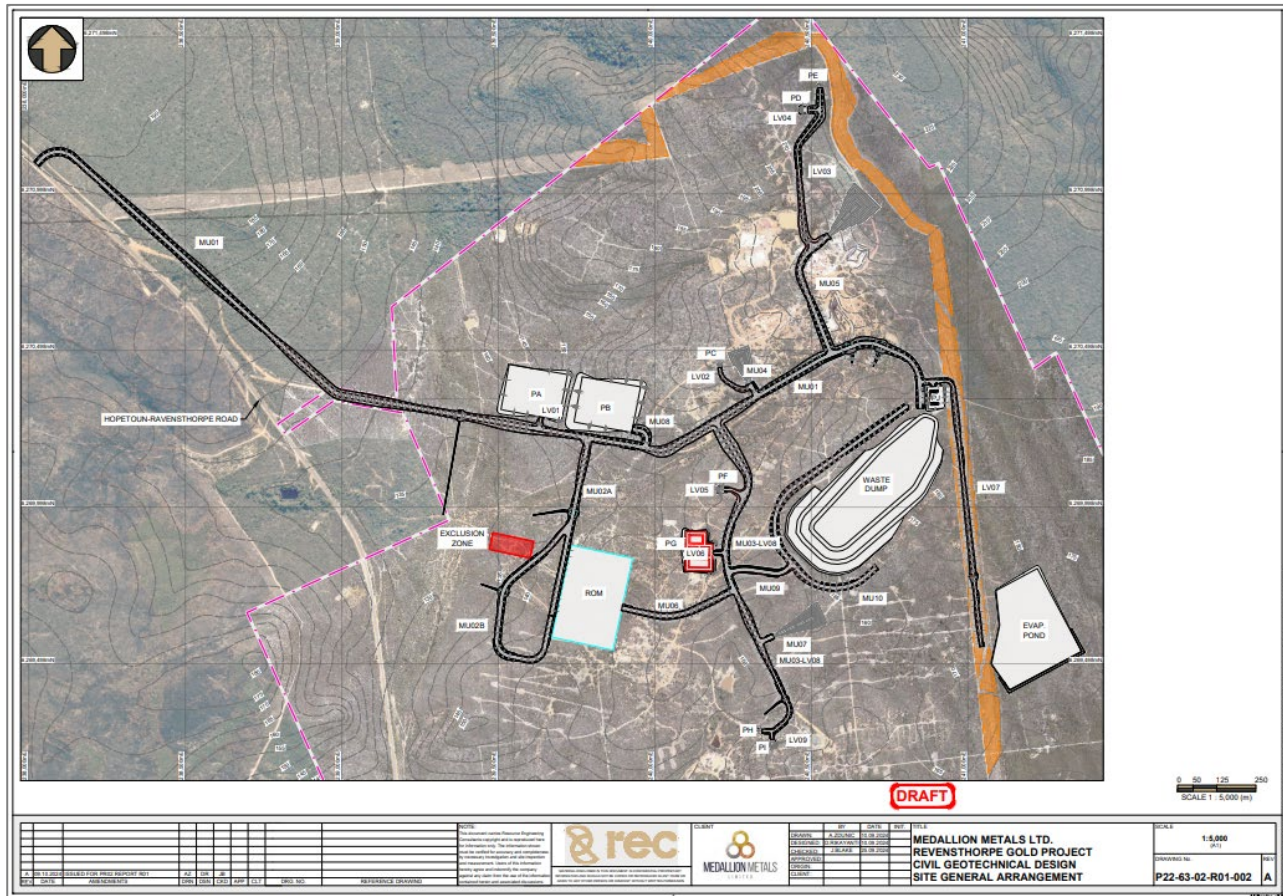
Figure 6.5 LOM metal recovered for sale



7. CIVILS, SITE SUPPORT AND IMPLEMENTATION

The proposed layout of KMC and associated infrastructure is shown below in Figure 7.1. Topography and the management of the surface water during high rainfall events have a significant influence on the Project layout and the requirement for ancillary infrastructure.

Figure 7.1 KMC surface layout



7.1 Civil and Surface Geotechnical Engineering

Resource Engineering Consultants Pty Ltd (REC) was engaged by Medallion to prepare the Study-level civil-geotechnical design at KMC based on the revised site layout (including bulk earthworks and supporting infrastructure). REC has previously executed extensive investigative, design and reporting programs for KMC as part of the development and approval of the Project. The new design considers administration and support infrastructure for underground mining, update to the surface water management and diversion infrastructure design, update design of the waste dump and bulk earthworks costs estimation based on the designs.

Geotechnical investigation works previously undertaken at KMC identified that the ground conditions are suitable for:

- Construction of typical mine site support infrastructure. Compressibility parameters for the in-situ soils and rocks were evaluated from visual and tactile assessment of materials encountered in test pits and exploration boreholes.
- Construction of typical mine roads.
- Borrow materials are available from within the site for use in construction.

7.2 Site Support

The Shire of Ravensthorpe (“the Shire”) has excellent access and community infrastructure, making it an extremely amenable jurisdiction for the proposed development of KMC. Two major resource projects are present in the Shire: Arcadium Lithium Plc’s Mount Cattlin Lithium/Tantalum Project and First Quantum Ltd’s Ravensthorpe Nickel Operations. The combined workforces of these two projects numbers in the many hundreds when in full production, many of whom reside locally in the Shire with the balance flying or driving in and out of the region based on shift rosters.

High quality sealed roads link the Shire to Perth (approximately 550 km) and to Esperance, the nearest deepwater port (approximately 185 km).

Medallion will make use of the Ravensthorpe Airport located 12 km south of the Project area to support fly-in/fly-out (FIFO) operations. The airport is a sealed 1,680 m strip with global positioning system approach at both ends to enable instrument approaches.

Medallion owns and operates a worker accommodation village (“Camp”) located in the township of Ravensthorpe. The Camp comprises 89 single rooms with kitchen/dining facilities and associated infrastructure. The Study assumes a pre-production refurbishment of the Camp. Peak workforce numbers are assumed at 72 individuals during the pre-production mine development/construction phase and 87 individuals during the operating phase. It is likely that a material proportion of the RGP workforce will be resident in the Shire, thereby reducing peak Camp capacity requirements. Accordingly, no expansion of the existing Camp is required for the purposes of the Study. Should peak accommodation requirements exceed the Camp capacity, it is anticipated that overflow will be housed at one of the numerous established accommodation options within the Shire.

For the purposes of the Study, it is assumed the Project will operate on a 100% FIFO basis. Medallion notes a stated objective to achieve 25% of the workforce resident in the Shire of Ravensthorpe within one year of declaring commercial production.

The Company has based cost estimation around a hybrid contractor and owner-operator strategy with respect to the management and operation of the Project. Costing is based on Medallion securing contractor services, particularly as it relates to mining. Medallion has modelled a scenario whereby it will employ its own people to operate and maintain the Process Plant, in senior management and site services positions. Medallion will take responsibility for the sourcing and supplying of flights, accommodation and fuel for its own people and any contractors it engages.

7.3 Implementation

A Project implementation plan has been developed and assumes an engineering, procurement and construction management (EPCM) based project implementation strategy for the construction of the process plant and associated infrastructure. Medallion will be responsible for engaging contractors to complete bulk earthworks, installation of ancillary infrastructure, preparation for the commencement of mining and all preparations for the transition from construction to operations. This is consistent with the approach used in development of the Project capital cost estimate.

Medallion will establish a small “Owner’s Team” to manage the development of the Project. The Owner’s Team will include key members of the study team. Medallion will ensure that its in-house skills (may be third parties) include all aspects of Project management, operations management and accounting, as well as sufficient technical capability to review and approve engineering performed by Medallion consultants and contractors.

8. ENVIRONMENT, SOCIAL AND REGULATORY SETTING

8.1 Overview

Kundip is located near Ravensthorpe in Western Australia. Ravensthorpe has a Mediterranean climate with cool, wet winters and hot summers. KMC occurs in an area of low relief to the west of the locally significant Ravensthorpe Range. The population of the Shire of Ravensthorpe is approximately 2,000 (Australian Bureau of Statistics, 2021 Census). The biggest employer is mining, closely followed by agriculture (pastoral and grazing). There are two significant mining operations near Ravensthorpe (lithium and nickel laterite) and the area has a long history of mining activity.

There have been two successful Native Title claims in the Shire of Ravensthorpe. Neither claim extends over the Project area. Regarding Aboriginal heritage, surveys have been conducted and there are no known sites of significance in the Project area. Nevertheless, the Company has a claim-wide Noongar Standard Heritage Agreement in place to manage any heritage considerations. There are some sites of interest in terms of European heritage, mostly at the former township of Kundip which is located outside the proposed development area. The Hopetoun–Ravensthorpe Railway Heritage trail passes through KMC, and development planning has taken this into account.

The Ravensthorpe area has significant biodiversity values with respect to flora, vegetation communities and fauna listed as Threatened under biodiversity legislation. The community has a high level of awareness of these values and there is an annual wildflower show held in the town.

Medallion is committed to operating in total alignment with the Shire of Ravensthorpe's mining objective which is to *"facilitate on-going exploration, development and production of mineral resources and basic raw materials while ensuring that the environment and amenity in the locality of operations are adequately safeguarded"* (Land Insights, 2015).

The Project tenements that will host the proposed development are located on Vacant Crown Land which does not have park or reserve status of any kind. The Project tenements have been extensively worked for over a century and are heavily degraded in many areas. The Kundip Nature Reserve occurs immediately to the south of the Project area.

Biological surveys have recorded the following:

- No species of flora listed as Threatened under State or Commonwealth legislation with numerous species identified as Near Threatened or Poorly Known ("Priority species") by the State Government
- One floral Threatened ecological community listed under Commonwealth legislation, and two floral ecological communities identified as Potentially Threatened or Poorly Known ("Priority" ecological communities)
- Several species of fauna listed as Threatened under State and/or Commonwealth legislation, and a number of other species identified as Near Threatened or Poorly Known ("Priority species") by the State Government.

Impacts to biodiversity can be mitigated using the mitigation hierarchy: avoid disturbance where possible, minimise disturbance where it is unavoidable, rehabilitate disturbed areas to agreed criteria and offset the residual impacts. The proposed development of KMC deposits and their processing at Forrestania has dramatic implications for the Project on the avoidance and minimisation fronts with respect to mitigation.

Dieback is present in the broader area and the Project will require dieback and weed control protocols during construction and operations. These protocols have already been introduced for exploration activities.

Bushfires occasionally occur and can be significant. The Project area has a substantial firebreak on the northern, western and southern sides with the Ravensthorpe–Hopetoun Road on the western side.

Coordination with local emergency services is undertaken on a routine basis.

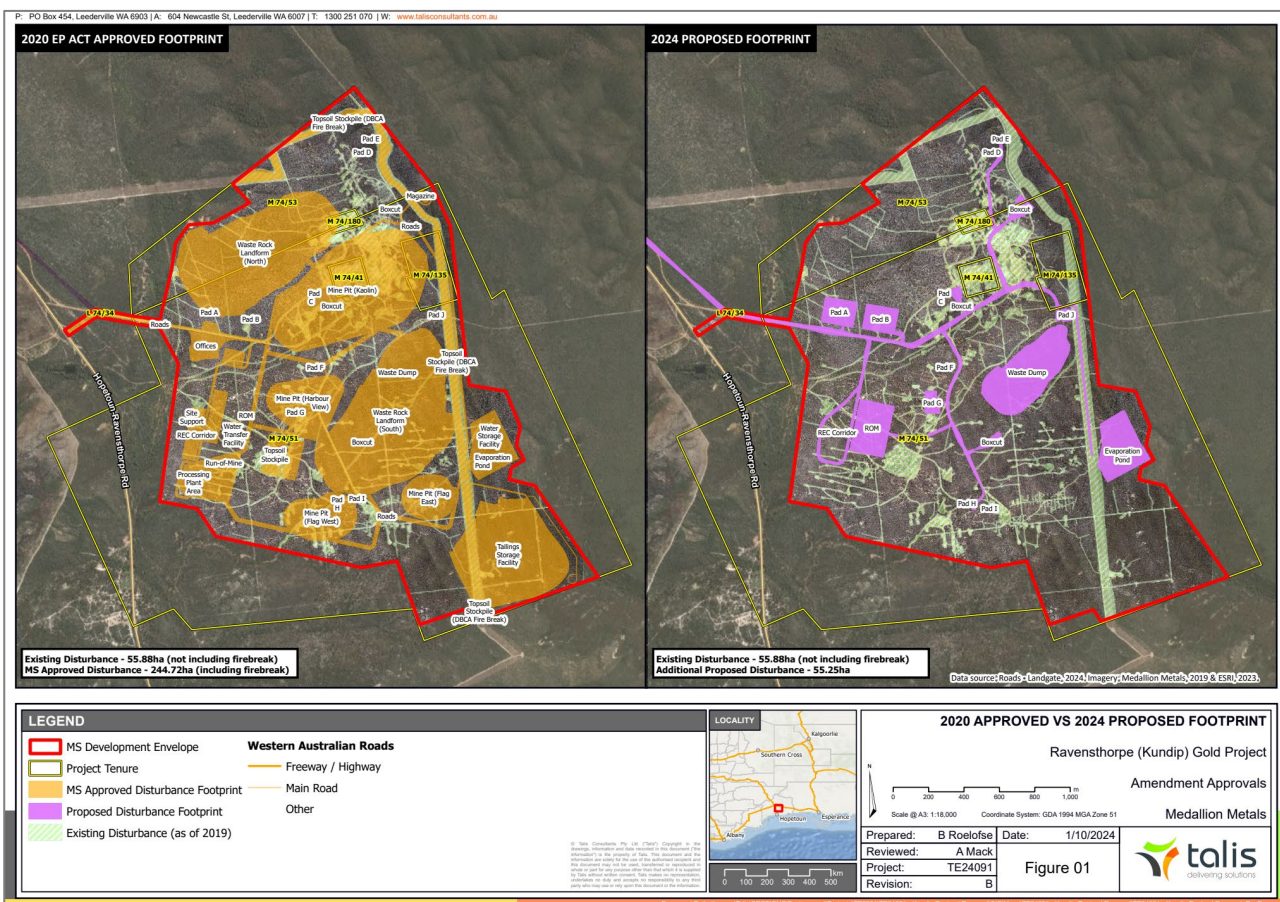
8.2 Legislative Framework

The development of KMC will require the following key environmental approvals:

- Ministerial approval under Part IV of the *Environmental Protection Act 1986* (WA) (“EP Act”)
- Ministerial approval under the *Environment Protection and Biodiversity Conservation Act 1999* (Cwlth) (“EPBC Act”)
- A letter of approval of a Mining Proposal and Mine Closure Plan under the *Mining Act 1978* (WA) (“Mining Act”)
- A Works Approval and Operating Licence under Part V of the EP Act.

Medallion already holds a Ministerial approval under the EP Act being Ministerial Statement (MS) 1143. This approval relates to an earlier version of the Project and not to the significantly reduced development scenario contemplated in this Study. Under the Forrestania ore treatment scenario, the disturbance footprint at KMC is estimated to reduce from approximately 250 hectares (as contemplated in MS 1143) down to 60 hectares.

Figure 8.1 RGP approved disturbance (EP Act) contrasted with proposed disturbance under EPBC Act



The reduced disturbance is expected to occur predominantly within the previously approved development envelope. On that basis, Medallion’s consultants advise that the development could be undertaken under the existing approval under the EP Act. Any minor changes could be dealt with via a Section 45 amendment which deals with non-significant changes. Section 45 amendments are typically assessed in around 90 business days. If approved, the changes are “tacked on” to the MS and there is no change to existing conditions. This process will require careful consultation with Environmental Protection Authority (EPA).

Prior to ground disturbance, the following management plans would need to be prepared, submitted and approved:

- Flora and Vegetation Management Plan (MS condition 6)
- Fauna Management Plan (MS condition 7)
- Heritage Management Plan (MS condition 8)
- Disease Hygiene Management Plan (MS condition 9).

Medallion will also be required to prepare Threatened Fauna and Flora Offset Strategies (MS condition 10).

An earlier version of the Project, the Phillips River Project, was referred under the EPBC Act to the then Department of Environment and Heritage in 2005. It was determined to be “not a controlled action”. Medallion has referred the current development proposal as conceived in the Study under the EPBC Act, given the time that has elapsed since the previous determination and the potential impacts to Matters of National Environmental Significance (MNES). Approval under the EPBC Act will relate to MNES; in this case, threatened flora, fauna and communities.

Medallion’s consultants advise that given the extent and nature of the proposed disturbance, there is a reasonable likelihood that an assessment is not required. If an assessment was required, it is likely that it may be able to be undertaken on “referral information”. Under this scenario, an approval if forthcoming would take approximately 120 business days.

Medallion referred the Project to the Department of Climate Change, Energy, the Environment and Water (DCCEE), the administrative department of the EPBC Act, on 8 November 2024.

The other key environmental approvals relate to the Mining Act and Part V of the EP Act. These approvals cannot be granted where a project is under assessment under Part IV of the EP Act, however, the approvals can be progressed in parallel. Extensive consultation with these departments – the Department of Energy, Mines, Industry Regulation and Safety (DEMIRS) and the Department of Water and Environmental Regulation (DWER) respectively, will occur during the Part IV process.

Other subsidiary approvals and legislation relevant to the revised project include a requirement for groundwater abstraction licences (*Rights in Water and Irrigation Act 1914*), managed by the DWER and any local government requirements. Aboriginal heritage is managed by the Department of Planning, Lands and Heritage under the *Aboriginal Heritage Act 1972* (WA), but no requirements under this act have been identified to date.

Medallion believes there is a strong likelihood the Project will be approved under both the EP Act and the EPBC Act and will subsequently receive all necessary secondary approvals. The Study is prepared on the basis that those approvals are in hand.

At Forrestania, Medallion’s due diligence under the Exclusivity Agreement leads it to believe that all primary approvals required under Federal and State legislation are in hand to allow the Project envisaged in the Study to commence and operate. Some subsidiary and procedural matters will require attendance at the time of ownership change. Commitments made in various approvals are assumed to be binding on successive tenement holders.

8.3 Mine Rehabilitation Fund Liability and Closure

Under the *Mining Rehabilitation Fund Act 2012* (WA), all tenement holders are required to report disturbance date and contribute annually to the MRF.

Closure costs at Ravensthorpe are modelled based on the Rehabilitation Liability Estimate (RLE) that is the basis of the MRF liability calculation (1% of the RLE). Medallion’s current approval does not contemplate full rehabilitation of open pit voids (or boxcuts to access underground mines) and the Company does not expect

this to be a condition of any amended or future approvals. Closure costs have been estimated as that portion of the RLE that does not include the boxcut voids which is \$1.8 million inclusive of a 15% contingency. Medallion has offset salvage value of Project infrastructure against the gross closure costs modelled. Salvage value is modelled as 5% of the replacement value of newly installed mine-site infrastructure.

Closure costs at Forrestania are modelled at approximately \$5.0 million inclusive of a 15% contingency. This is based on those elements of the most recent Mine Closure Plan that occur on the Cosmic Boy tenements and could reasonably be expected to be undertaken without interfering with gold-copper ore processing. The broader rehabilitation liability associated with the Cosmic Boy processing plant and TSF are not modelled under the assumption that sources of gold ore feed can continue to be identified and the use case for Cosmic Boy can be extended beyond what is modelled in the Study.

9. COST ESTIMATION

The estimation of costs associated with the development, operation and closure of KMC-FNO has been a collaborative effort between Medallion and its partner consultants. Mining and other input costs have been taken from the recently completed KMC PFS (October 2023) and applied to Study physicals. Medallion has provided inputs for labour, diesel fuel, flights and accommodation that feed into the third-party estimates of capital and operating costs as they relate to the financial analysis of the Project.

9.1 Underground Mining Cost

Underground cost estimation assumes a full contractor model with the exception of the provision of technical and owner senior management positions. Costs were developed from first principles and a contractor margin applied where applicable.

The underground mine plan involves the extraction of approximately 2.0 Mt of ore at an average rate of 42 kt per month (500 ktpa) over a period of 53 months (4.2 years). The underground cost modelling reflects the costs associated with establishing and running mining operations and direct support services to achieve the mine plan.

Underground mine infrastructure capital costs include all surface support infrastructure (offices, changerooms, access and services reticulation), mine surface infrastructure (boxcut and portal preparation, ventilation and escape raise stabilisation and collar prep and magazines) and ongoing capital for extension of underground services (surface high-voltage motor-controlled centres/switch room, high-voltage cable drop) over the life of the Project. A breakdown of underground mine establishment capital is shown in Table 9.1 below and is inclusive of a 15% contingency.

Capital expenditure is broken into two phases, the second phase representing the establishment of mining at the Flag and Gem Restored lodes in year three of the operation.

Table 9.1 Mine infrastructure capital cost

Description	Phase 1 (\$ M)	Phase 2 (\$ M)
Site Establishment	1.0	-
Mine Services & Facilities	5.9	5.0
Site Civils & Bulk Earthworks	12.1	3.8
Total	19.0	8.8

Significant savings may be possible with respect to Site Establishment and Mine Services & Facilities capital costs if redundant capital items from underground mining at FNO can be redeployed at KMC.

Underground capital development and operating costs over the underground mine life are shown in Table 9.2. Underground mining costs are derived from the 2023 RGP PFS and equate to \$6,132 per metre of lateral development, \$5,336 per metre of vertical development and \$71 per tonne of stope ore mined.

Table 9.2 Underground mining capital development and operating costs

Description	Capital development (\$ M)	Operating (\$ M)
Lateral development	131.3	118.5
Vertical development	15.0	-
Stoping	-	148.7
Total	146.3	267.2

Total capital development and operating underground mining costs equate to \$153.60 per tonne of ore mined (excluding infrastructure capital). This is higher than the per tonne cost from the 2023 RGP PFS (\$131 per tonne) owing to the higher proportion of capital development required to establish the mine from surface rather than accessing the underground from the base of open pit mines.

All capital development cost is assigned as sustaining capital development and contributes to AISC calculations.

9.2 Processing Cost

A capital cost estimate for the Process Plant and associated infrastructure was prepared by GRES. The estimate currency is A\$ and the base date is Q4 2024 and includes a contingency of 15% on all elements.

Table 9.3 Process Plant and associated infrastructure – capital cost estimate

Element	\$ M
Earthworks	0.01
Crushing and screening	0.11
Grinding and classification	4.49
Gravity recovery and separation	1.53
Leaching and adsorption	3.24
Gold recovery	3.37
Reagent mixing and distribution	0.68
Power reticulation – Plant	4.32
Tailings thickening and disposal	1.13
Fuel storage and distribution	0.04
Water storage and reticulation	0.13
Plant piping	2.23
Project management	1.43
Engineering and drafting	2.07
Site supervision and management	2.86
Site construction cranes and equipment	2.80
Site construction facilities	0.46
Commissioning	0.46
Mobilisation and demobilisation	0.81
Construction indirect costs	0.39
Subtotal	32.6
Contingency (15%)	4.9
TOTAL	37.5

The operating cost estimate is modelled on one year of operating the modified Process Plant at a capacity of 0.5 Mtpa on fresh material only.

Table 9.4 Process Plant operating costs

Cost centre	\$ M pa	\$/t processed
Power	8.2	16.31
Maintenance spares and consumables	1.3	2.67
Operating consumables	8.2	16.36
Labour	13.0	25.97
Other	2.1	4.29
Total	29.1	65.61

9.3 Civils and Bulk Earthworks

REC completed updated design of infrastructure including gatehouse/admin/office, workshop, fuel farm, power station, washdown area, magazine and water storage/evaporation pond. Updated design of site access roads including revised access via the Hopetoun-Ravensthorpe Road intersection was also carried out. These designs were supported by a hydrological assessment of the updated site layout and design which led to design of surface water management/diversion infrastructure.

This work has been carried out to a Feasibility Study assessment level to accurately inform approval applications. Refer to Appendix 11A (Civil Earthworks and Surface Hydrology Report). The work generated a Bill of Quantities (BoQ) associated with site civils and bulk earthworks which in turn were costed by an estimator. Estimated cost of civils and bulk earthworks is shown in Table 9.5, inclusive of a 15% contingency.

Table 9.5 Site civils and bulk earthworks cost estimate

Element	Phase 1 (\$ M)	Phase 2 (\$ M)
Preliminaries	1.4	1.0
Light vehicle roads	1.7	0.3
Mixed use roads	0.2	0.4
Infrastructure pads	1.8	-
Evaporation pond	2.9	-
ROM pad	1.9	-
Boxcut	0.5	2.5
Drainage	0.2	-
Contingency	3.0	0.5
Total	13.5	4.7

REC also considered tailings storage options at FNO. The current capacity of the FNO TSF is estimated at approximately 400 kt of tailings; therefore additional capacity will be required to accommodate tailings generated by processing KMC material. Key assumptions are as follows:

- Upstream raises are possible if operated well and water recovery is maximised
- Each raise is 3.5 m high (maximum)
- Tailings storage capacity approximately 1.4 Mt for each lift
- In-situ dry density of KMC tailings 1.4 t/m³
- Volume of general fill required for each lift is 165,000 m³ (inclusive of causeway lift)
- Volume of rock ring establishment (to maximise clean water recovery) is 20,000 m³ per lift
- Volume of low permeability face material required for each lift is 10,000 m³
- Cost of sourcing and placement of general and low permeability fill is \$12 per m³.

The total cost of each lift is estimated at \$2.4 million inclusive of 15% contingency (Table 9.6). Stage 1 occurs in Month 9 of the Project development, the Stage 2 lift occurring in Month 34.

Table 9.6 FNO TSF staged lift cost estimate

Element	\$ M
Establishment – Stage 1	2.4
Stage 2	2.4
Total	4.8

9.4 Project Services and Administration

Project services and G&A operating costs include onsite G&A salaries, insurances, occupational health and safety (OHS) and mine emergency, environmental monitoring, information technology (IT), and flights, accommodation and messing for G&A staff and other expenses of a G&A nature. G&A operating costs have been estimated for both the KMC and FNO operations.

G&A operating costs have been estimated from a Medallion cost model and benchmarked against actual G&A costs of Australian gold mines of a similar scale and configuration as the operation contemplated in this Study, together with mines operating in the Ravensthorpe region. Cost estimates were sought from suitably experienced industry contractors and consultants in relation to material expenditure estimates. Operating costs in relation to camp outgoings, tenement management and infrastructure maintenance were premised upon Medallion's historical operating costs.

The G&A operating costs are summarised in Table 9.7.

Table 9.7 Combined G&A operating cost for KMC and FNO locations

Item	\$ M pa #	\$/t processed
G&A operating costs	6.2	13.1

#Approximate average per annum over LOM.

G&A capital costs primarily relate to the establishment of IT infrastructure and the refurbishment of the existing worker accommodation camp (Camp) in Ravensthorpe. Capital costs were based upon cost estimates from suitably experienced industry contractors and consultants and escalated as necessary to reflect current pricing. No G&A capital expenditure requirement has been assumed for the FNO location.

The G&A capital costs are summarised in Table 9.8.

Table 9.8 G&A capital cost

Item	\$ M
IT establishment	0.8
Camp refurbishment	1.2
Total	2.0

9.5 Project Cost Summary, All-In Sustaining Costs, and All-In Costs

9.5.1 Development and Non-Sustaining Costs

Project development and non-sustaining costs are summarised in Table 9.9.

Table 9.9 Project development and non-sustaining costs

Item	Pre-production [#] (\$ M)	Post-production (\$ M)	Total (\$ M)
Mine establishment	18.0	9.8	27.8
Underground mining	16.3	130.0	146.3
Process plant	37.0	0.4	37.5
Project services	2.0	-	2.0
Mine closure and TSF	-	9.8	9.8
Total	73.3	150.1	223.4

[#] Production being first gold poured.

^{##} Inclusive of underground capital development.

9.5.2 Project Sustaining Costs

Project sustaining costs are summarised in Table 9.10. Project sustaining costs include all onsite costs associated with mining, processing, administration, royalties and sustaining capital incurred during the production phase (being from first gold poured). Sustaining costs presented in Table 9.10 are on a gross basis and do not consider the application of by-product credits from the sale of copper and silver. The effects of the application of by-product credits are a reduction in sustaining costs of \$139 million over LOM (\$557 per ounce gold), as shown in Table 9.10.

Table 9.10 Project sustaining costs (gross basis, excluding by-product credits)

Item	\$ M	\$/t processed
Underground mining	267	99
Ore haulage	83	31
Processing	177	66
Administration	34	13
Marketing, logistics, treatment costs/refining charges	27	10
Royalties	50	18
Total	637	237

9.5.3 All-In Sustaining Costs and All-In Costs

Project costs on an AISC and AIC basis are summarised in Table 9.11, in aggregate and on a per gold ounce basis (\$/oz). Allocations are premised upon the World Gold Council guidance note issued in 2013 (as updated in 2018). AISC is presented net of by-product credits (copper and silver) and includes all onsite costs associated with mining, processing and administration, royalties and sustaining capital. AIC includes AISC, pre-production capital, non-sustaining capital and rehabilitation costs for KMC operations only.

Table 9.11 AISC and AIC in aggregate and on a per gold ounce basis

AISC and AIC	\$ M	\$/oz
Mining [#]	413	1,231
Ore haulage	83	248
Processing	177	526
Administration	34	101
Marketing, logistics, treatment costs/refining charges	27	80
Royalties	50	147
By-product credits	(164)	(488)
AISC	620	1,845
Mining	28	83
Processing	37	112
Project services	2	6
Mine closure and TSF	10	29
AIC	697	2,075

10. ECONOMIC ANALYSIS

The KMC-FNO production inventory schedule (inclusive of Inferred Resources) is the basis of the economic analysis of the Project. Summary Project statistics are shown in Table 10.1 below.

Table 10.1 Study key outcomes and assumptions

KMC-FNO – PROJECT STATISTICS			
Parameter	Units	Base case	Spot pricing ³
Production			
Mill throughput rate (fresh rock)	ktpa	500	500
LOM ¹	years	5.5	5.5
Ore mined and processed	kt	2,692	2,692
Gold grade	g/t	3.9	3.9
Silver grade	g/t	4.4	4.4
Copper grade	%	0.6	0.6
Gold contained	koz	342	342
Silver contained	koz	382	382
Copper contained	kt	16	16
<i>Metal recovered for sale</i>			
Gold	koz	336	336
Silver	koz	240	240
Copper	kt	13	13
<i>Overall metallurgical recovery</i>			
Gold	%	98.3	98.3
Silver	%	62.7	62.7
Copper	%	80.0	80.0
Financial			
Net smelter return – doré	US\$ M	471	521
Net smelter return – concentrate	US\$ M	394	438
Total	US\$ M	865	960
Net smelter return	\$ M	1,331	1,477
Operating	\$ M	(561)	(561)
Royalties	\$ M	(50)	(55)
Capital (sustaining)	\$ M	(150)	(150)
AISC ²	\$/oz sold	1,845	1,807
Capital (pre-production)	\$ M	(73)	(73)
Pre-tax cashflow	\$ M	498	637
NPV(10)	\$ M	329	429
Internal rate of return	% pa	129	169
Peak negative cashflow	\$ M	(79)	(79)
Payback	years	1.0	0.8

KMC-FNO – PROJECT STATISTICS

Parameter	Units	Base case	Spot pricing ³
Assumptions			
Gold price	US\$/oz	2,350	2,600
Silver price	US\$/oz	27	30
Copper price	US\$/t	7,937	8,818
Exchange rate	A\$:US\$	0.65	0.65
Discount rate	% pa	10.0	10.0

Notes:

1. LOM is calculated as the period of time the processing plant is in operation.
2. AISC and AIC are premised upon the World Gold Council guidance note issued in 2013 (as updated in 2018). AISC is presented net of by-product credits (copper and silver) and includes all onsite costs associated with mining, processing and administration, royalties and sustaining capital. AIC includes AISC, pre-production capital, non-sustaining capital and rehabilitation costs.
3. Approximate spot pricing of gold, silver, copper and foreign exchange as at the finalisation date of the Study.

10.1 Net Smelter Return

Gold and silver recovered to doré are assumed to attract payabilities of 99.98% and 99.85% respectively, based on discussions with Australian based refiners. Gold and silver turned out is subject to a refining charge of \$0.30/oz.

GRES has estimated that flotation concentrate grades will be approximately 20% for copper and approximately 40 g/t for gold. As part of the 2018 metallurgical testwork program, a bulk fresh flotation test was undertaken on a 59 kg sample of KMC ore under optimised flotation conditions. The flotation test yielded 3.1 kg of concentrate grading 53.6 g/t Au and 19.3% Cu (gold and copper recovery to concentrate 67.6% and 90.7% respectively). An extended assay suite was undertaken on a subsample of the bulk flotation concentrate. This assay suite was conducted to identify the contained levels of analytes that may incur penalties for sale. All analytes were significantly less than penalty levels. A summary of potential penalty analytes and their values is provided in Table 10.2 below.

Table 10.2 Bulk fresh concentrate penalty analytes

BULK FRESH CONCENTRATE ASSAY: SUMMARY OF RESULTS		
Analyte	Penalty level	Bulk fresh concentrate
Arsenic	2,000 ppm	190 ppm
Bismuth	500 ppm	30 ppm
Cadmium	300 ppm	10 ppm
Chlorine	0.05%	0.01%
Cobalt + Nickel	5,000 ppm	Co: 1,190 ppm Ni: 270 ppm
Fluorine	300 ppm	50 ppm
Mercury	10 ppm	0.6 ppm
Lead	30,000 ppm	2,160 ppm
Antimony	2,000 ppm	2.5 ppm
Zinc	30,000 ppm	4,600 ppm

Penalty analytes and their values were provided by Cliveden Trading AG (Cliveden), who was engaged by Medallion to undertake a concentrate marketing analysis during 2019. Cliveden reported that the KMC concentrate would be attractive to smelters that primarily seek copper concentrate (as opposed to gold roasters) and are efficient in their recovery of precious metals in their smelting and refining processes.

Cliveden estimated payment terms at the time. Medallion had these terms refreshed for the purposes of the PFS by a globally significant metals trader. Recommended KMC concentrate terms are provided in Table 10.3.

Table 10.3 Recommended payment terms

Element	Sale terms	Recommended
Copper	Payable %	96.5
	Treatment charge (US\$/dmt concentrate)	88.0
	Refining charge (US\$/lb of payable copper)	0.08
Gold	Payable %	96.0
	Refining charge (US\$/oz payable gold)	5.0
Silver	Payable %	88
	Refining charge (US\$/oz payable silver)	0.5

10.2 Cashflow Profile and Sensitivities

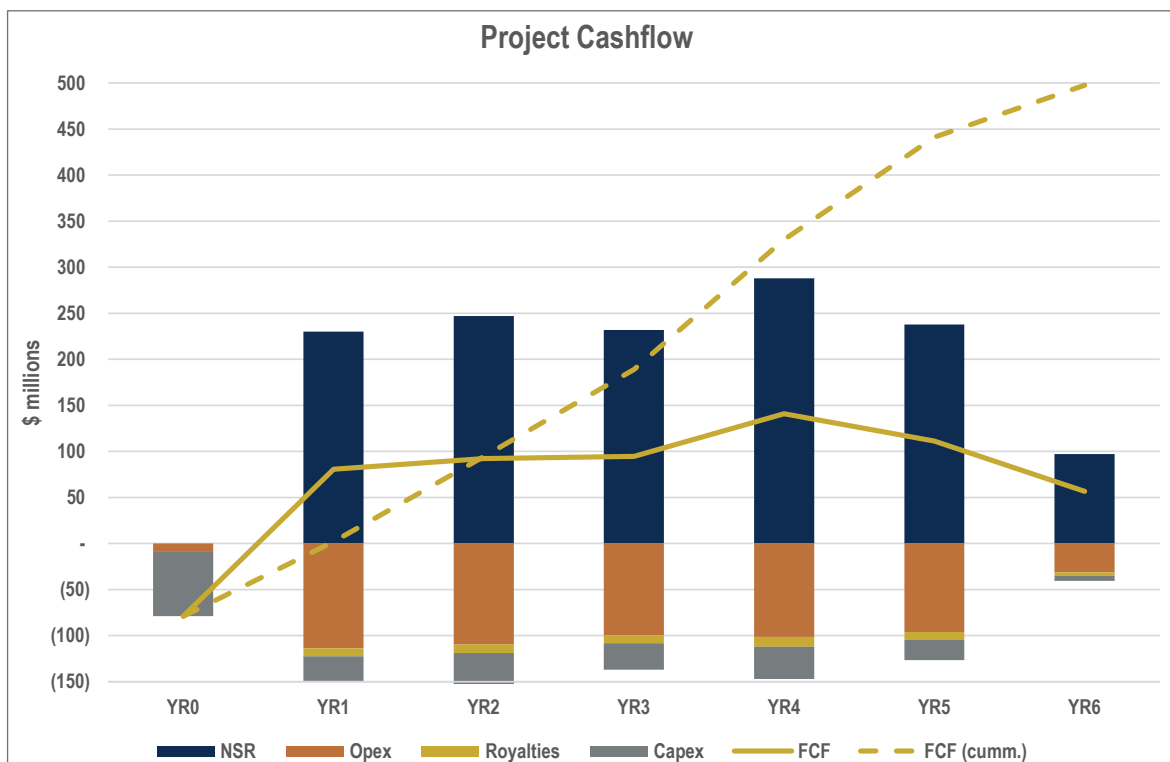
Assuming constant gold, copper and silver prices over the life of the Project of US\$2,350/oz, US\$3.60/lb and US\$27/oz respectively, and a flat foreign exchange rate of 0.65 (A\$:US\$), the Project generates Net Smelter Revenue (NSR) from sale of doré and concentrate of \$1.33 billion.

Applying spot prices at the time of the analysis (approximately 10% above base case assumptions), Project returns are significantly enhanced.

Under the base case, peak negative cashflow of \$79 million occurs 10 months after commencing the development. Payback is determined from the point of peak negative cashflow and is achieved 12 months after that point.

Figure 10.1 shows LOM Project cashflows.

Figure 10.1 LOM Project cashflows (base case)



Nominal pre-tax cashflows over the Project life total \$498 million. The Project is modelled on a pre-tax and unlevered basis. Pre-tax NPV(10) is \$329 million and the pre-tax IRR is 129% per annum.

A sensitivity analysis was conducted where a number of factors that could affect Project value are varied ($\pm 15\%$) in isolation. The results of the sensitivity analysis are graphically presented in Figure 10.2. The Project is most sensitive to changes that impact revenue. To the downside, the most significant impact is from variations to spot prices and metal production (head grade and metallurgical recovery). To the upside, the A\$:US\$ foreign exchange rate has a slightly higher impact due to some concentrate treatment and refining charges being incurred in US\$ which partially offset some gains in terms of trade when the local currency depreciates. Operating costs have the potential to have a material impact on value both positive and negative. The Project is least sensitive to changes in capital costs and discount rate. A more specific analysis of variations in US\$ gold price and US\$:A\$ foreign exchange rates is provided in Table 10.4.

Figure 10.2 Post-tax NPV sensitivities, $\pm 15\%$ in isolation (base case)

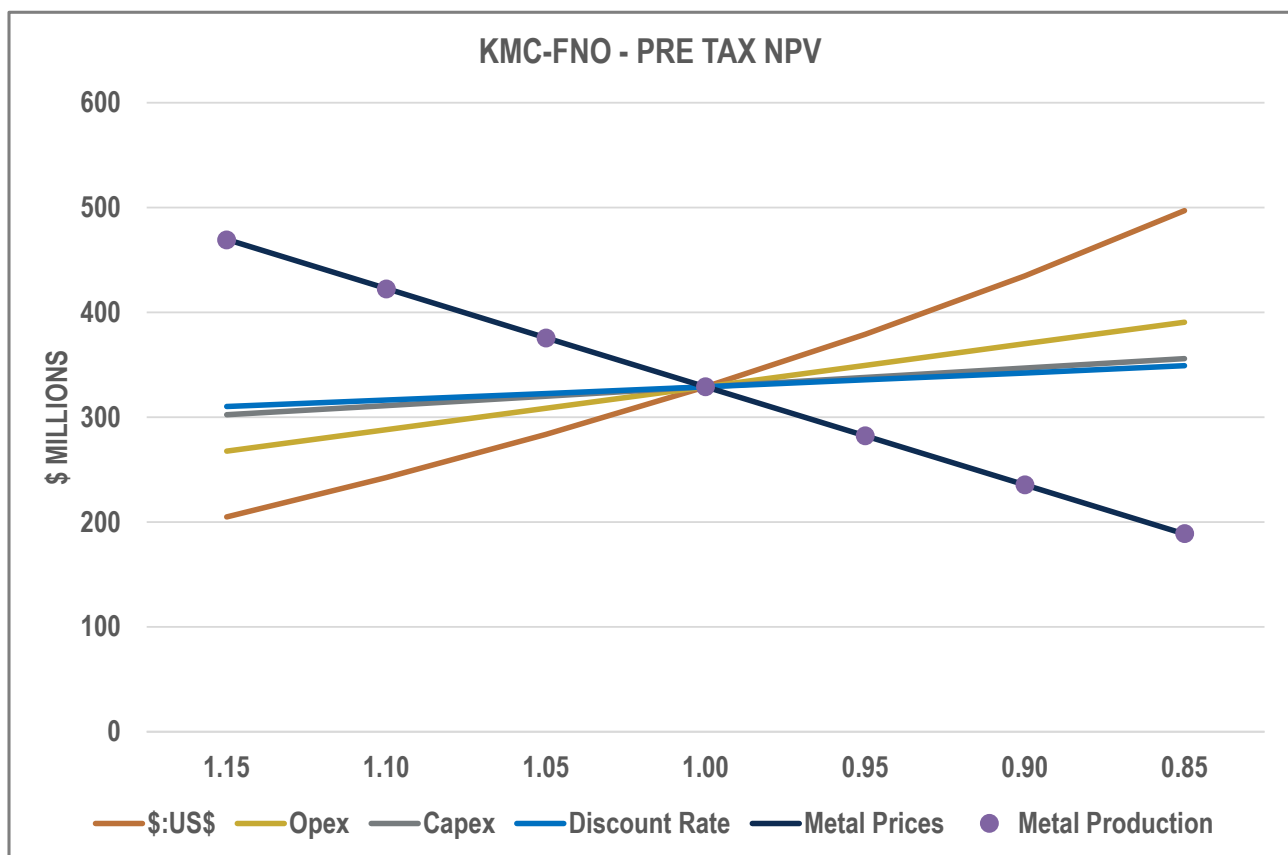


Table 10.4 NPV(10) sensitivity to movements in US\$ gold and exchange rate

A\$M Pre-tax NPV(10) – Sensitivity to US\$ gold and A\$:US\$ FX							
	US\$2,650/oz	US\$2,550/oz	US\$2,450/oz	US\$2,350/oz	US\$2,250/oz	US\$2,150/oz	US\$2,050/oz
A\$:US\$ 0.62	484	447	411	374	337	301	264
A\$:US\$ 0.63	467	431	395	359	322	286	250
A\$:US\$ 0.64	450	415	379	344	308	272	237
A\$:US\$ 0.65	434	399	364	329	294	259	224
A\$:US\$ 0.66	418	384	349	315	281	246	212
A\$:US\$ 0.67	403	369	335	301	267	234	200
A\$:US\$ 0.68	389	355	322	288	255	221	188

The relationships are typical for pre-development resource developments. With respect to all factors assessed, a 15% adverse move maintains a pre-tax net present value (NPV) in excess of \$180 million.

The Project's strong margins under the base case scenario indicate a likelihood that significant portion (greater than half) of the overall funding requirement will be able to be supported by a debt facility(s) of some form. Additionally, the attractiveness of the copper-precious metals concentrate may enable off-take finance or direct investment to form part of the funding solution. A royalty sale may also play a role. It is expected that the equity funding requirement will be manageable, given the attractive returns on offer relative to the risks identified in the Study.

11. OPPORTUNITIES

11.1 New Discovery

Up to September 2024, Medallion has completed approximately 54 km of new drilling at the RGP since listing on the ASX in March 2021. Of this total, 49 km was carried out at KMC with the remainder completed at the Company's highly prospective regional targets. This drilling at KMC yielded substantial MRE upgrades which are the basis of this Study. Additionally, numerous projects are well advanced reviewing the data gathered which will form the basis of planning for future drill programs, which seek to achieve two specific goals:

- Increase the confidence in the Mineral Resources at KMC, such that the volume and grade of material reporting to Study mine plan is maximised in the Indicated category
- Growth of the global Mineral Resources, both at KMC and regional prospects.

One of the most significant outcomes of Medallion's drilling campaigns to date is confirmation that the KMC deposits are open in multiple directions, while remaining relatively shallowly drilled. In addition, numerous opportunities have been identified to uncover new mineralised lodes in close proximity to the known deposits. Combined with significant regional discovery potential within Medallion's dominant land position across the Annabelle Volcanics, the Company sees multiple opportunities to grow resources at RGP beyond those contemplated in this Study. Further growth in mineable resources will enhance Project returns through extensions to mine life, potential increases in production rate or both.

11.2 Resource Conversion

Multiple opportunities have been identified to enhance Project returns in addition to the likely deposit extensions at KMC and from new discovery across the RGP.

Applying an incremental cut-off grade of 2.5 g/t AuEq (base case 3.0 g/t AuEq) to the Study mine plan yields an additional 27 koz gold and 2 kt copper metal mined with a modest decrement to head grade. Accessing this material requires no additional development and may represent significant upside to Project returns, particularly if metal prices rise above base case assumption levels.

At the time of Study completion, Medallion was well advanced through a 15,000 m drill program to grow the high-grade sulphide underground resource at KMC in terms of both size and confidence. Preliminary assay results are extremely encouraging with many intercepts outperforming the geological block model in terms of thickness and grade. Additionally, high grade intercepts outside the modelled interpretations are illustrating the upside potential in the hangingwall and footwall of the deposit. Highlights from initial results include:

- 10 m at 19.9 g/t Au, 3.2% Cu, 14.1g /t Ag (25.2 g/t AuEq) from 138 m (RC24KPTW001), including:
 - 2 m at 79.2 g/t Au, 7.0% Cu, 36.6 g/t Ag (90.8 g/t AuEq) from 147 m.
- 26 m at 3.4 g/t Au, 0.2% Cu, 3.7 g/t Ag (3.7 g/t AuEq) from 145 m (RC24KP1205A), including:
 - 4m at 15.6 g/t Au, 0.7% Cu, 12.2 g/t Ag (16.9 g/t AuEq) from 156 m.
- 7m at 4.8 g/t Au, 0.2% Cu, 0.8 g/t Ag (5.1 g/t AuEq) from 236 m (RC24KP1205A).
- 12 m at 3.4 g/t Au, 0.3% Cu, 2.3 g/t Ag (3.9 g/t AuEq) from 168m (RC24KP1194), including:
 - 5 m at 7.4 g/t Au, 0.6% Cu, 4.5 g/t Ag (8.3 g/t AuEq) from 174 m.
- 5 m at 3.6 g/t Au, 0.5% Cu, 3.8 g/t Ag (4.3 g/t AuEq) from 182 m (RC24KP1194), including:
 - 1 m at 10.8 g/t Au, 0.6% Cu, 4.9 g/t Ag (11.8 g/t AuEq) from 182 m.
- 7 m at 4.0 g/t Au, 0.2% Cu, 1.8 g/t Ag (4.3 g/t AuEq) from 189 m (RC24KP1194), including:
- 4 m at 6.6 g/t Au, 0.3% Cu, 2.6 g/t Ag (7.1 g/t AuEq) from 189 m.

- 7 m at 6.0 g/t Au, 0.3% Cu, 2.3 g/t Ag (6.5 g/t AuEq) from 46 m (DD24KP1219).
- 2 m at 8.7 g/t Au, 0.9% Cu, 3.5 g/t Ag (10.10 g/t AuEq) from 56 m (DD24KP1219).
- 2 m at 4.5 g/t Au, 0.9% Cu, 3.9 g/t Ag (6.0 g/t AuEq) from 53 m (RC24KP1209).
- 6 m at 4.0 g/t Au, 0.1% Cu, 2.7 g/t Ag (4.2 g/t AuEq) from 210 m (RC24KP1209), including:
 - 3 m at 7.3 g/t Au, 0.2% Cu, 4.0 g/t Ag (7.7 g/t AuEq) from 212 m.
- 2 m at 5.9 g/t Au, 0.8% Cu, 3.2 g/t Ag (14.4 g/t AuEq) from 52 m (DD24KP1210).
- 3 m at 3.8 g/t Au, 0.3% Cu, 0.7 g/t Ag (12.6 g/t AuEq) from 62 m (DD24KP1210).
- 8 m at 8.1 g/t Au, 0.2% Cu, 1.2 g/t Ag (8.5 g/t AuEq) from 144 m (RC24KP1196), including:
 - 3 m at 20.8 g/t Au, 0.4% Cu, 2.6 g/t Ag (21.4 g/t AuEq) from 147 m.
- 5 m at 9.1 g/t Au, 0.9% Cu, 5.5 g/t Ag from 224 m (10.6 g/t AuEq) (RC24KP1150A).
- 2 m at 6.0 g/t Au, 0.2% Cu, 1.7 g/t Ag (6.3 g/t AuEq) from 176 m (RC24KP1196).
- 1 m at 10.4 g/t Au, 0.6% Cu, 2.6 g/t Ag (11.3 g/t AuEq) from 215 m (RC24KP1136).
- 8 m at 1.7 g/t Au, 0.3% Cu, 1.2 g/t Ag (2.1 g/t AuEq) from 181 m (RC24KP1196), including:
 - 2 m at 4.4g/t Au, 0.7% Cu, 2.8 g/t Ag (5.5 g/t AuEq) from 187 m.

An updated underground MRE is anticipated to be released in the first half of 2025.

Additionally, the inclusion of oxide and transitional resources from KMC may present an opportunity to further extend mine life.

11.3 Trilogy

The Trilogy polymetallic deposit is located 9km south of KMC on a granted mining lease and on freehold land. A Mineral Resource has been estimated for Trilogy totalling 5.6 Mt @ 0.9 g/t Au, 54.5 g/t Ag, 1.2 % Cu, 2.4 % Pb and 1.4 % Zn (Indicated: 4.6 Mt @ 0.9 g/t Au, 53.3 g/t Ag, 1.4 % Cu, 2.7 % Pb and 1.6 % Zn). Higher grade subsets of the fresh resource at Trilogy may be candidates for processing through the modified Cosmic Boy process plant. Medallion has commenced recovery of diamond drill samples to provide mass for further metallurgical testwork to confirm the amenability of the Trilogy resource to bulk flotation.

11.4 Redeployment of FNO Infrastructure at KMC

Redeployment of mine infrastructure from FNO also represents significant potential cost savings to establishing and sustaining underground mining operations at KMC. Mobile equipment, ventilation, pumping, electrical distribution infrastructure surplus to FNO requirements would likely be suitable to be utilised at KMC. Additionally, surplus surface infrastructure such as administration and ablution buildings, workshops, fuel farms and paste plants could be relocated. Not only does this represent a cost saving and immediate enhancement of Project returns, it presents an opportunity to advance restoration and rehabilitation of former mining centres and other disturbed areas at FNO.

11.5 Application of Paste-Fill at KMC

Redeployment of FNO paste-fill infrastructure and experience at KMC presents another significant opportunity from a mining, community and regulatory point of view. Notwithstanding ore will be trucked to FNO for processing (no tailings generated at KMC), there is an opportunity to use paste to maximise ore extraction at KMC. Currently, 10% pillar loss is modelled in the base case KMC mine plan (38 koz gold and 2 kt copper in-situ metal lost) which could be extracted if paste-fill was implemented, with no extra development.

Additionally, a significant tailings resource (~800 kt) is present at the historical Elverdton mine located 7 km north of KMC. Elverdton is a registered MRF site due to the unconstrained dry stacked tailings storage dump. These tailings could be recovered as an ingredient for paste-fill at KMC to enhance mining recovery while at the same time ameliorating a significant legacy environmental issue in the Shire of Ravensthorpe, whilst providing an operational benefit to KMC. Medallion believes this strategy would be viewed extremely favourably by regulators and the local community if implemented.

11.6 Regional Consolidation

The FNO mineral tenure is prospective for gold and is proximal to numerous known gold resources. Rigorous data review of the existing database as well as the application of modern exploration techniques over ground that has had a primary focus on nickel exploration over the last two decades may yield new gold discoveries within the FNO tenure.

Separately, establishment of a gold processing plant with CIL capabilities may unlock the value of gold deposits outside the FNO tenure but within trucking distance of Cosmic Boy, which may not have the critical mass to sustain development of a standalone processing facility.

At RGP, were Medallion able to establish a clear pathway to production through bringing the FNO infrastructure together with KMC mineral resources and valuations reflected this, then there are multiple opportunities to further consolidate the highly prospective Annabelle Volcanics which are prospective for KMC-style gold-copper deposits.

12. KEY RISKS

12.1 Economic Assumptions

Project economics are most sensitive to those economic assumptions that affect Project revenues. Approximately 88% of gross revenue is generated from gold sales. A prolonged retracement of the gold price or a substantial strengthening of the A\$ has the potential to significantly reduce the Project NPV and free cashflow generation of the Project. The financial model is based on flat US\$ denominated commodity prices and A\$:US\$ exchange rate that at the time of Study completion represented an approximate 10% discount to spot prices in A\$ terms. Multiple factors may impact on the A\$ denominated price of saleable products and other assumptions in the financial model.

12.2 Mineral Resources and Production Inventory Estimates

Mineral Resource and production inventory estimates are expressions of judgement based on knowledge, experience and industry practice at the time of the estimate. Estimates which were valid when originally calculated may alter significantly when new information becomes available. In addition, by their very nature, MREs are imprecise and depend to some extent on interpretations, which may prove to be inaccurate, in particular the grade or tonnage of payable commodities estimated in the MRE. As further information becomes available through additional drilling, mining, or analysis, the estimates are likely to change. This may result in alterations to development and mining plans which may, in turn, adversely affect Medallion's operations.

The production inventory and forecast financial information referred to in the Study comprise Indicated Mineral Resources (approximately 71% of tonnes mined and processed) and Inferred Mineral Resources. There is a lower level of geological confidence associated with Inferred Mineral Resources and there is no certainty that further exploration work will result in the determination of Indicated Mineral Resources or that the production inventory will be achieved.

12.3 Mining Risks

Project returns are also sensitive to metal production rates. Achieving throughput rate, head grade and metallurgical recovery assumptions will be critical to Project success. Approximately 75% of production inventory tonnes is currently in the Indicated Resource category and it is expected infill drilling currently being carried out prior to the Final Investment Decision will increase resource confidence. The KMC deposit has low geometric variability, low-grade variability (low coefficients of variation) and minimal top cutting. Conservative modifying factors and cut-offs have been applied to the resource to derive the production inventory. There is a substantial bank of historical metallurgical testwork supporting consistent high recoveries of gold, copper and silver through the process route planned at Cosmic Boy. This is particularly the case with respect to KMC fresh ores where testwork results are most comprehensive and consistent.

The operational aspects of development and production as they relate to mining at KMC are generally considered low risk. Geotechnical and hydrogeology assessments and how those conditions may affect the mining process are considered adequate for this level of Study, however, further work is required to inform more advanced studies.

Mining is intended to be undertaken by a selected mining contractor(s) which brings a layer of complexity and risk as the mining contractor is biased by its own profitability and may have competing demands from other clients. The terms of the contract(s) to manage unforeseen issues will be considered by Medallion, in particular any incentives to deliver production, manage dilution and to enable sufficient flexibility in the mining schedule.

The mining costs are material in value and are derived from a first principles cost model based on a ground-up build approach considering key physical drivers, volumes and consumption rates with a contractor margin

applied in addition to first principal costs. The mining costs were verified against a database supplied by a reputable mining consultancy firm specialising in mine design and mine cost estimation and are considered current in Q423. There is a risk that these rates may not reflect market rates, or market rates may change before rates are negotiated into a contract. There is a risk that key physical drivers, volumes or consumption rates may vary from that anticipated.

12.4 Metallurgical Risks

Medallion has completed a range of metallurgical testwork and mineralogical analysis in addition to a significant bank of historical testwork carried out by former owners of the Project. This work has been summarised and reported to the ASX on 28 March 2022 following a review conducted by GRES. As part of this Study, GRES has recommended a future metallurgical testwork program should be completed on suitable composites to further validate the recoveries and other processing assumptions. There is a risk that future testwork results may differ from, and therefore modify, the metallurgical performance of the production inventory as currently scheduled.

At the time of writing, Medallion had commenced additional metallurgical testwork at the Bureau Veritas Laboratory in Canning Vale, WA. Ongoing drilling at KMC is yielding fresh sample mass to that testwork program.

12.5 Laws, Regulations, Rules, Approvals, Licences and Permits

The Company's operations will be subject to various Federal, State and local laws and plans, including those relating to mining, development permit and licence requirements, industrial relations, environment, land use, taxation, royalties, water, native title and cultural heritage, mine safety and occupational health. No assurance can be given that new rules and regulations will not be enacted or that existing rules and regulations will not be applied in a manner which could limit or curtail exploration, production or development.

Approvals, licences and permits required to comply with such rules and regulations are subject to the discretion of the applicable government officials. No assurance can be given that Medallion will be successful in obtaining any or all of the various approvals, licences and permits or maintaining such authorisations in full force and effect without modification or revocation. To the extent such approvals are required and not retained or obtained in a timely manner or at all, the Company may be curtailed or prohibited from continuing or proceeding with mining or development. There can be no assurance that the costs involved in retaining or obtaining such approvals will not exceed those estimated by Medallion.

Mining operations can be subject to public and political opposition. Opposition may include legal challenges to development permits or approvals, political and public advocacy, electoral strategies, media and public outreach campaigns and protest activity, all which may delay or halt development or expansion.

12.6 Operational Risks

The Company's planned operations will be subject to uncertainty with respect to (among other things): ore tonnes, mined grade, ground conditions, metallurgical recovery or unanticipated metallurgical issues, infill resource drilling, the level of experience of the workforce, operational environment, regulatory changes, accidents and other unforeseen circumstances such as unplanned mechanical failure of plant or equipment, or the health and safety of its workforce, storms, floods, bushfires or other natural disasters. Mining operations could also suffer from poor design or poor reliability of equipment, impacts to supply chain, and transport of plant equipment and the workforce to and from site.

The occurrence of any of these circumstances could result in Medallion not realising its operational or development plans, or plans costing more than expected or taking longer to realise than expected. Any of these outcomes could have an adverse effect on the Company's financial and operational performance. As the Project is the only planned operating asset at this stage, any operational risks which materialise at the Project will have a greater effect on Medallion than a diversified company with multiple operations.

12.7 Amount of Capital, and Timing, to Commercial Production

Majority of the pre-production capital is associated with the Cosmic Boy processing plant modification and construction costs. The construction and commissioning schedule is conservatively assumed to be executed over a 12-month period. A key risk to the pre-production capital expenditure estimate is ensuring the Project engages a capable and experienced engineering, procurement and construction (EPC) contractor when required. For plant construction costs, a contingency of 15% has been assumed which is considered appropriate for the specified level of Study.

Another key risk is a delay in ramp-up from first production due to the inability to access capable and experienced mining staff, inability to achieve estimated productivity rates or other operational issues which may affect production (including geotechnical, hydrogeology, health and safety). An increase in the amount of capital to commercial production or a delay in achieving commercial production levels will result in additional funding requirements, and if adequate funding requirements are not available, the cost of the additional funding or dilutionary impacts of equity funding could be significant.

12.8 Financing Risks

Medallion is yet to seek to secure financing for the development of the Project. The Company is confident that with additional drilling and testwork to inform more advanced studies, that it will be able to obtain financing on acceptable terms. Notwithstanding, there is no guarantee that funding will be available or that it will be available on acceptable terms. Financing will be dependent on numerous factors, including the quantum of funding required, equity market sentiment; the share price of Medallion; interest rates; the cost, availability and terms of debt; the outcomes of further studies and the outcomes of the approvals process. Obtaining sufficient financing for the development of the Project may result in the dilution of the Company's shareholders in the event equity financing is required.

12.9 Availability of Labour

The resources sector is experiencing limited availability of skilled and professional staff, especially following the lifting of restrictions on travel during following the COVID-19 pandemic. Since lifting of these restrictions, the labour market has eased somewhat, however, there remains a risk that suitable and adequately trained and experienced staff cannot be recruited in a timely fashion prior to Project development and commissioning and/or when needed in the future as a result of normal staff turnover. The established workforce at FNO ameliorates this risk to some degree, however, the establishment of a mining and administrative workforce at KMC will need to be carried out from scratch.

Availability of labour is particularly an issue in the Shire of Ravensthorpe. Given low unemployment rates that have persisted for a number of years, the majority of labour required to build and operate the Project will be required to come from outside the local government area. The headwinds being encountered by other resource projects in the Shire may ease this situation over the near term. In addition, the Project's location and amenity, proximal on a relative basis to Perth and the regional centres of Albany and Esperance, and the relatively small size of the required workforce are both factors that mitigate and limit these risks.

12.10 Climate Change

Climate change risk to Medallion principally relates to the emergence of new or expanded regulations associated with the transitioning to a lower carbon economy and market changes related to climate change mitigation. The Company may be impacted by changes to local or international compliance regulations related to climate change mitigation efforts, or by specific taxation or penalties for carbon emissions or environmental damage.

Climate change may cause certain physical and environmental risks that cannot be predicted by Medallion, including events such as increased severity of weather patterns and the possibility of extreme weather events.

13. CONCLUSION AND RECOMMENDATION

In conclusion, bringing KMC Mineral Resources together with the established infrastructure at FNO presents a strong investment case under conservative base case assumptions. Multiple opportunities exist to enhance that investment case by advancing the growth initiatives articulated in Section 12 of the Study.

Strategically, the establishment of gold processing infrastructure at FNO has the potential to unlock value from numerous stranded gold deposits located within trucking distance of Cosmic Boy. In a record A\$ gold price environment, the combination of KMC and FNO is a unique, low capital intensity, near term gold-copper development opportunity within Western Australia with multiple organic and inorganic growth pathways.

It is recommended Medallion's forward work plan for KMC and the broader RGP should prioritise working with the owners of FNO to establish acceptable commercial terms to enable KMC ore to be processed at FNO. Subject to satisfactory commercial terms being established, focus should immediately switch to the follow key activities:

- Completion of an infill drill program at the Gem and Harbour View deposits within KMC to refine MRE parameters and to build confidence in the first 24 months of the mine plan. This work is well advanced, with approximately 9,500 m of a planned 15,000 m infill drill program completed to grow the existing Mineral Resource in terms of both size and confidence.
- Referral of the Project under the EPBC Act based on Study designs and refined disturbance estimates at KMC. The Company lodged a referral under the EPBC Act on 8 November 2024 and expects clarity on whether the Project requires assessment in early 2025.
- Maintenance of baseline monitoring programs including flora and fauna surveys, surface and ground water sampling and testing and dust collection and analysis to support approval applications.
- Ongoing technical derisking activities for KMC. This will include geotechnical, hydrogeological and metallurgical data collection, testwork and analysis on the KMC deposits that are the subject of the Study.
- Preparation of a Bankable Feasibility Study (BFS) level of assessment which will form the basis of a Final Investment Decision (FID).

Upon settlement of commercial terms with the vendor of Forrestania, Medallion should prepare a detailed Project execution plan including mobilisation schedules, milestones and management responsibility matrices. Implicit is the recruitment of key corporate, operating and technical personnel to manage the progression from pre-development to operations. A corporate budget that overlays the Project budget will be required to refine estimates of total funding requirement.

14. REFERENCES

Land Insights (2015), Shire of Ravensthorpe Local Planning Strategy. Report prepared for Shire of Ravensthorpe.

MacLean. (2024, Dec 11). *Water Cannons Mining*. Retrieved from Mining Life:
<https://mininglifeonline.net/equipment/ore-flow-facilitation/water-cannons-mining/6139>

Witt, 1998, Geology and Mineral Resources of the Ravensthorpe and Cocanarup, Geological Survey of Western Australia.

World Gold Council guidance note (2013 and as updated in 2018).

15. ABBREVIATIONS

Abbreviation	Description
°	degrees
µm	micron(s)
A\$	Australian dollar(s)
Ag	silver
AIC	all-in costs
AISC	all-in sustaining costs
Au	gold
AuEq	gold equivalent
CIL	carbon-in-leach
CIP	carbon-in-pulp
Cliveden	Cliveden Trading AG
Co	cobalt
Cu	copper
DCCEEW	Department of Climate Change, Energy, the Environment and Water
DD	surface diamond
DEMIRS	Department of Energy, Mines, Industry Regulation and Safety
dmt	dry metric tonne(s)
DWER	Department of Water and Environmental Regulation
EP Act	Environmental Protection Act 1986 (WA)
EPA	Environmental Protection Authority
EPBC Act	Environment Protection and Biodiversity Conservation Act 1999 (Cwlth)
EPC	engineering, procurement and construction
EPCM	engineering, procurement and construction management
FIFO	fly-in/fly-out
FNO	Forrestania Nickel Operations
G&A	general and administration
g/t	grams per tonne
Green Geotechnical	Green Geotechnical Pty Ltd
GRES	GR Engineering Services Ltd
IBC	intermediate bulk container
ICP-AES	inductively coupled plasma-atomic emission spectroscopy
ICP-MS	inductively coupled plasma-optical mass spectrometry
IRR	internal rate of return
kg	kilograms
km	kilometres
km ²	square kilometres
KMC	Kundip Mining Centre
koz	kilo (thousand) ounces
kt	kilo (thousand) tonnes
ktpa	kilo (thousand) tonnes per annum
kWh/t	kilowatt hours per tonne
lb	pound(s)
LOM	life of mine
LPG	liquefied petroleum gas

Abbreviation	Description
m	metres
m ³	cubic metre(s)
M	million(s)
MDL	MDL Resources Pty Ltd
Medallion	Medallion Metals Limited
Mining Act	Mining Act 1978 (WA)
MLG	MLG Oz Ltd
mm	millimetres
MNES	Matters of National Environmental Significance
MRE	Mineral Resource estimate
MRF	Mine Rehabilitation Fund
MRWA	Main Roads Western Australia
MS	Ministerial Statement
Mt	million tonnes
Mtpa	million tonnes per annum
MW	megawatts
Ni	nickel
NPV	net present value
oz	ounce(s)
pa	per annum
PAX	potassium amyl xanthate
Pb	lead
PBS	Performance Based Standard
PFS	prefeasibility study
ppm	parts per million
Q423	Quarter 4 of 2023
RC	reverse circulation
REC	Resource Engineering Consultants Pty Ltd
RGP	Ravensthorpe Gold Project
RLE	Rehabilitation Liability Estimate
ROM	run of mine
RPEEE	Reasonable Prospects for Eventual Economic Extraction
SMBS	sodium metabisulphite
SO	stope optimisation
SO ₂	sulphur dioxide
Study	Scoping Study
t	tonne(s)
t/m ³	tonnes per cubic metre
the Company	Medallion Metals Limited
the Project	Kundip Mining Centre
the Shire	Shire of Ravensthorpe
TSF	tailings storage facility
UGDD	underground diamond
US\$	United States dollar(s)
Zn	zinc